

**FREEBIE!**

# Handwriting Papers

**for PRE-K – 1<sup>st</sup> Grade**  
**INCLUDES ADAPTIVE PAPERS!!**



**Jan McCleskey, MA, OTR**

# Handwriting Paper

INCLUDES ADAPTIVE PAPERS

Perfect to use in teletherapy  
and in distance learning.

I am making these papers available for FREE so that therapists, teachers and parents can have access to handwriting papers to work on handwriting or to use within their academic instruction. Includes adapted handwriting paper for their classroom.

# REGULAR HANDWRITING PAPERS

Large  
writing and  
story paper

Jan McCreedy, MA, OTR - The Fine Motor Store at www.TeacherPayTeachers.com

Name: \_\_\_\_\_

Jan McCreedy, MA, OTR - The Fine Motor Store at www.TeacherPayTeachers.com

Small  
writing and  
story paper

Jan McCreedy, MA, OTR - The Fine Motor Store at www.TeacherPayTeachers.com

Name: \_\_\_\_\_

Jan McCreedy, MA, OTR - The Fine Motor Store at www.TeacherPayTeachers.com

Large and  
small fill in  
the blank  
worksheet  
sizing  
practice.

Practice Fill in the Blank Worksheet Sizing - large

Jan McCreedy, MA, OTR - The Fine Motor Store at www.TeacherPayTeachers.com

Practice Fill in the Blank Worksheet Sizing - small  
Write words or sentences but maintain the correct size

Jan McCreedy, MA, OTR - The Fine Motor Store at www.TeacherPayTeachers.com

# ADAPTED HANDWRITING PAPERS

## Outline Writing Line Paper

– teach students to visually focus on the writing lines

Name: \_\_\_\_\_

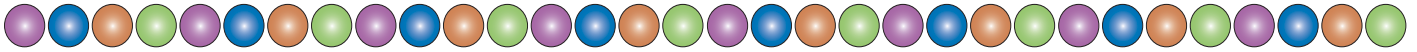
## Highlighted Paper

## Adapted Paper for students with Special Needs

**Too many to show all! 2 lined paper, transition papers, no lined paper!**



# **FREEBIES** from **The Fine Motor Store**



Thank you for your download from The Fine Motor Store! I sincerely appreciate your interest in the resources I create. Please remember to leave feedback to earn TPT credits. You can use credits towards future purchases.

Follow **The Fine Motor Store** on TPT to get notification when new products are added. A monthly newsletter will be in your TPT in-box if you follow The Fine Motor Store. All new products are 50 % off the first 24 hours!

## **Permissions:**

### **You may:**

- Use this product for personal and student use in your classroom. You may use this product for telehealth or distance learning

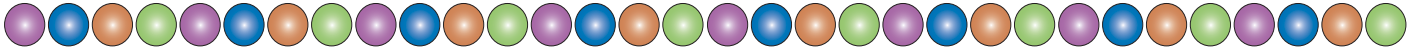
### **You may not:**

- Share the file except for your own students. You may share the link with others for the free download!
- Use this product in creation of any product for sale.





# The Fine Motor Store



The Fine Motor Store has products for handwriting curriculum, fine motor skills, keyboarding, and adaptive writing.

About me:

I am Jan McCleskey, MA, OTR. I am the owner of The Handwriting Clinic in Richardson, Texas. The Handwriting Clinic is a busy clinic where we see students for summer camps and after school classes and therapy. I have been an OT in the schools for 19 years and owned The Handwriting Clinic since 2002. I am an occupational therapist, and my passion is to get materials for other therapists and teachers to bridge the gap for students who struggle with handwriting and fine motor skills!

I created the First Strokes Handwriting Products as a multi-sensory curriculum for handwriting in 2002, with updates all along. We sell the curriculum to OT clinics and school districts nationwide. In 2018, I made ALL the products digital – and put them on Teachers Pay Teachers! You can also purchase from [www.TheHandwritingClinic.com](http://www.TheHandwritingClinic.com). Look in The Fine Motor Store for “First Strokes” to find the curriculum.

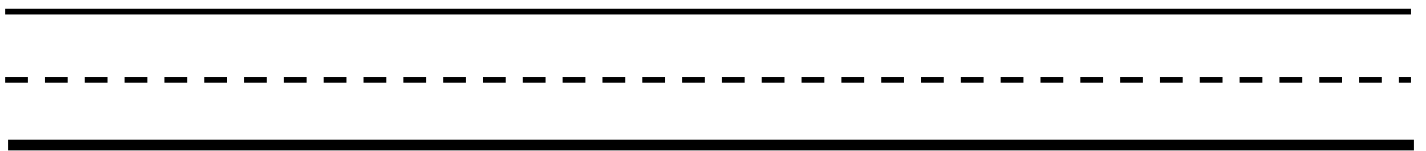
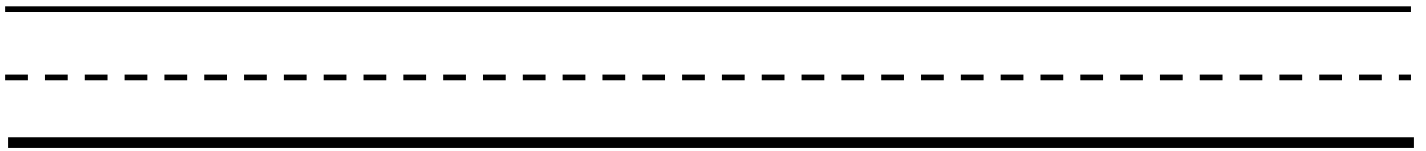
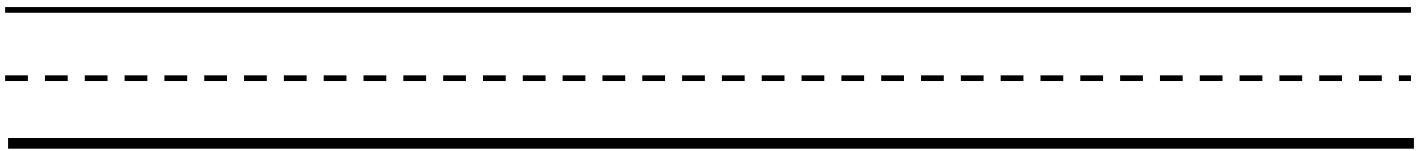
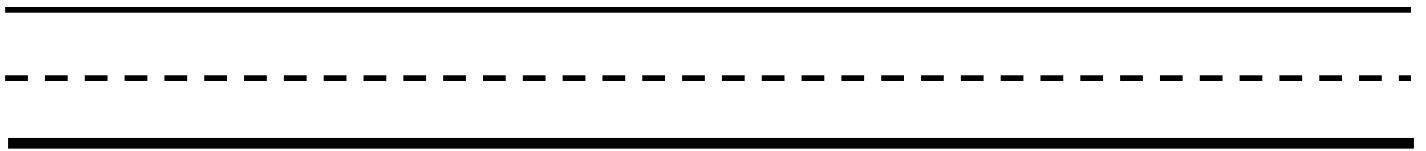
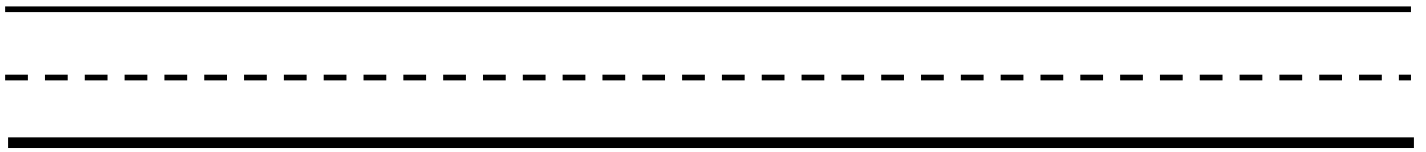
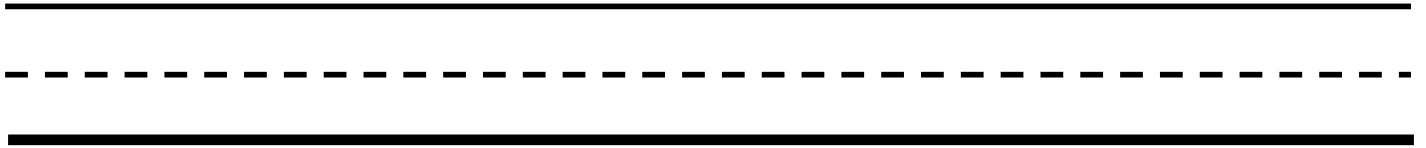
I created The Fine Motor Store on TPT in 2012. I have several hundred products in the store for scissors skills, preschool activities for hand development, writing, special education, and occupational therapy.

I hope you enjoy my products! I use each and every one of these products at The Handwriting Clinic!



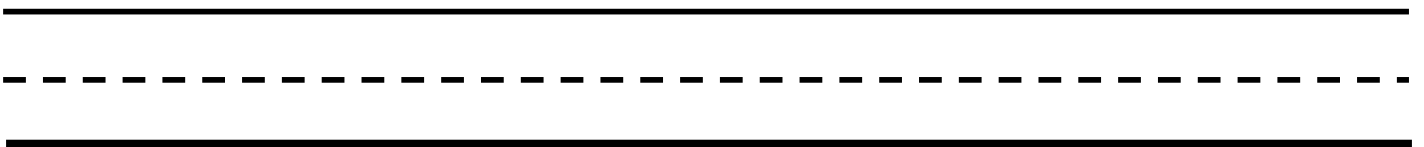
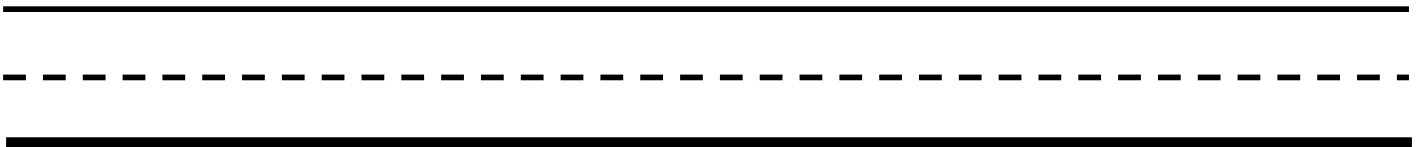
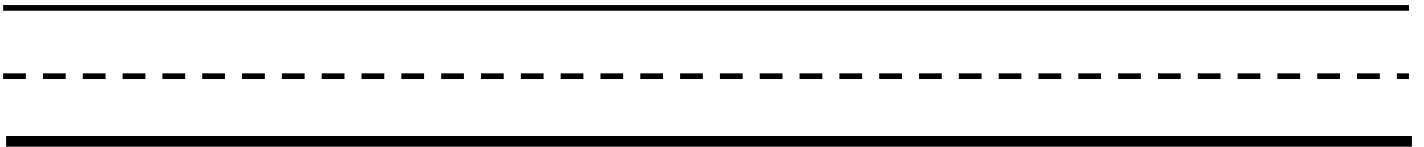

# REGULAR HANDWRITING PAPERS

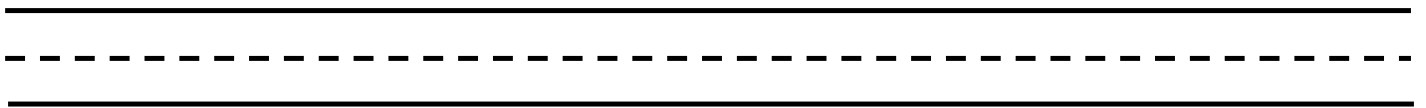
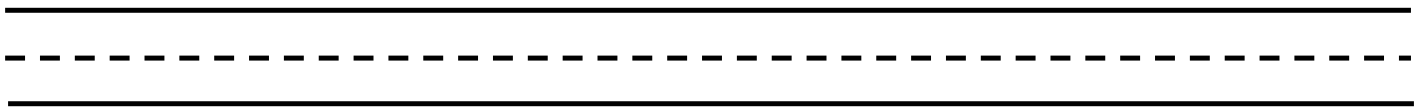
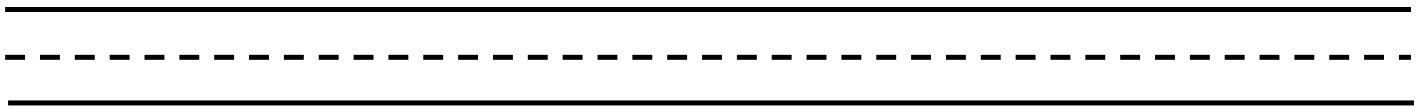
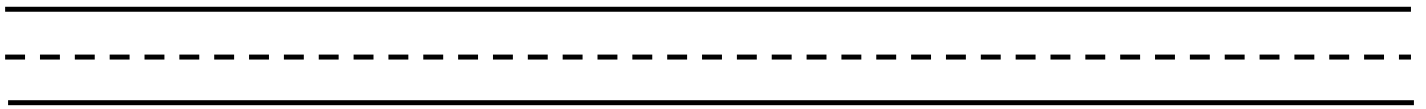
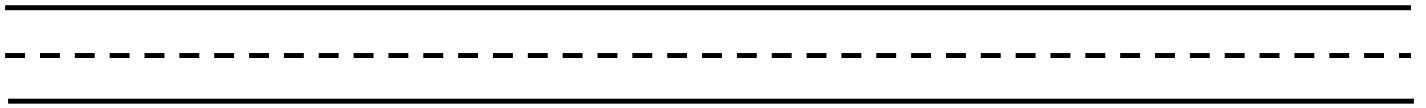
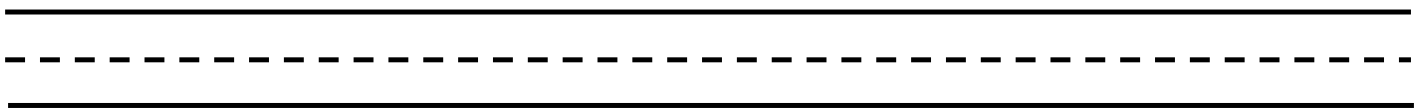
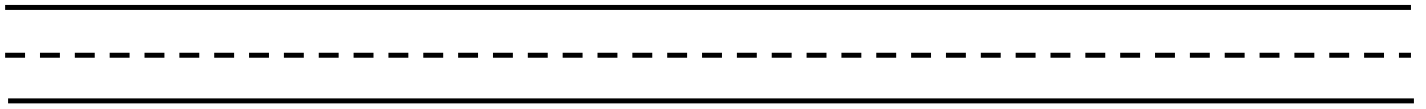
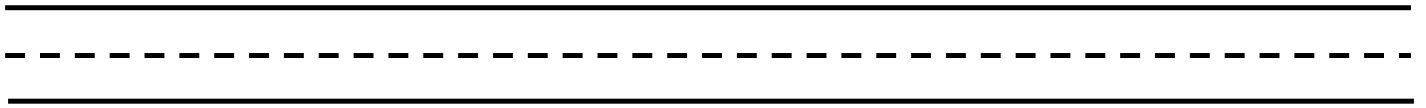
Regular paper, story book paper - very functional papers for the classroom.






Name: \_\_\_\_\_





Name: \_\_\_\_\_



Handwriting practice lines consisting of five sets of three horizontal lines: a solid top line, a dashed middle line, and a solid bottom line.

Practice Fill in the Blank Worksheet Sizing - large

\_\_\_\_\_

- - - -

\_\_\_\_\_

\_\_\_\_\_

- - - -

\_\_\_\_\_

\_\_\_\_\_

- - - -

\_\_\_\_\_

\_\_\_\_\_

- - - -

\_\_\_\_\_

\_\_\_\_\_

- - - -

\_\_\_\_\_

\_\_\_\_\_

- - - -

\_\_\_\_\_

Practice Fill in the Blank Worksheet Sizing – small  
Write words or sentences but maintain the correct size

\_\_\_\_\_  
- - - -

\_\_\_\_\_

\_\_\_\_\_  
- - - -

\_\_\_\_\_

\_\_\_\_\_  
- - - -

\_\_\_\_\_

\_\_\_\_\_  
- - - -

\_\_\_\_\_

\_\_\_\_\_  
- - - -

\_\_\_\_\_

\_\_\_\_\_  
- - - -

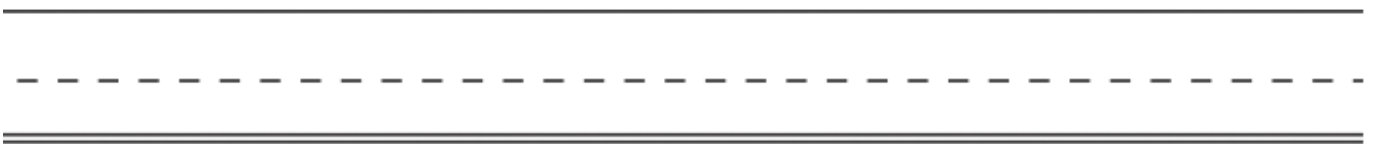
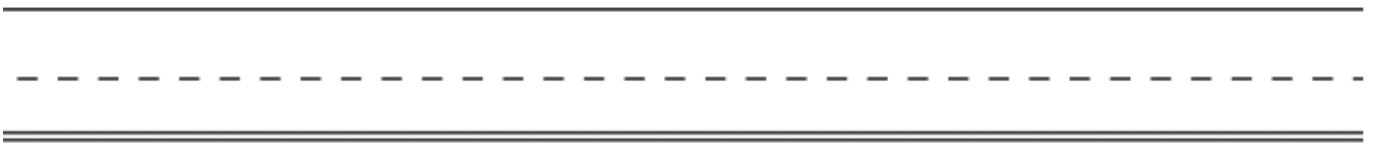
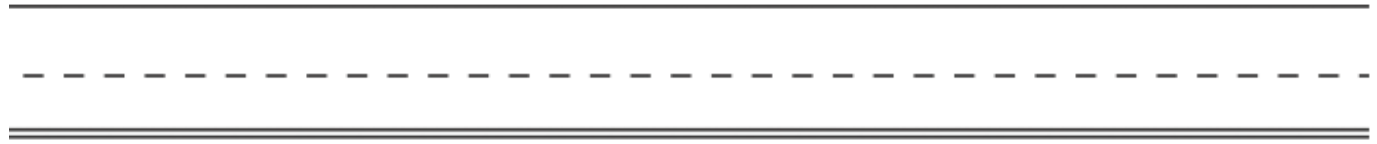
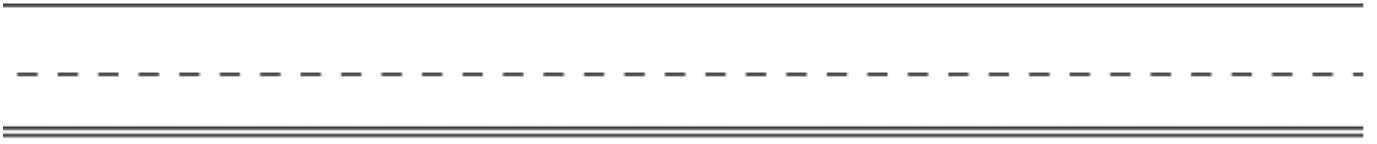
\_\_\_\_\_

# OUTLINE WRITING LINE HANDWRITING PAPERS

Use to have students focus on the writing line – student should TOUCH the writing line inside the slightly hollow space.



Name: \_\_\_\_\_



Name: \_\_\_\_\_





Name: \_\_\_\_\_



Name: \_\_\_\_\_

\_\_\_\_\_

\_\_\_\_\_

\_\_\_\_\_

\_\_\_\_\_

\_\_\_\_\_

\_\_\_\_\_

Name: \_\_\_\_\_

Handwriting practice lines consisting of five sets of horizontal lines. Each set includes a solid top line, a dashed middle line, and a solid bottom line. A small star icon is positioned at the beginning of the dashed middle line in each set.

Name: \_\_\_\_\_

First,	Next,	Last,
--------	-------	-------

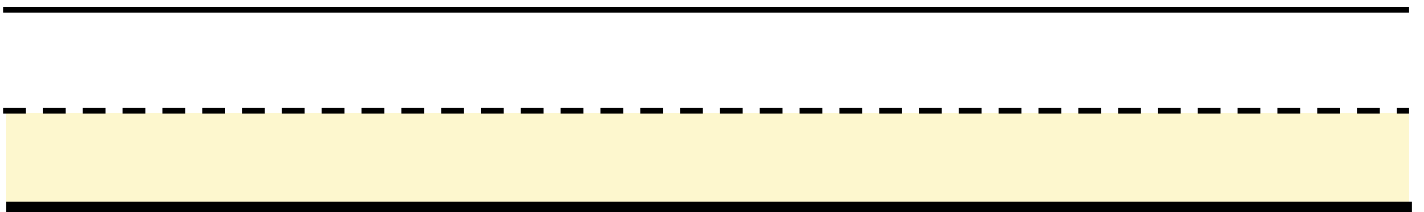
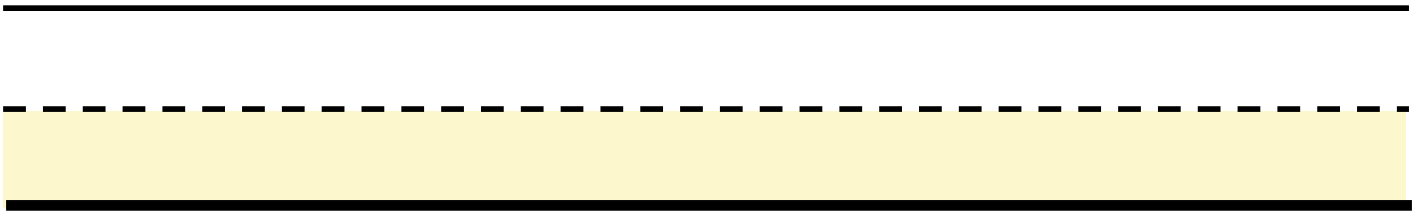
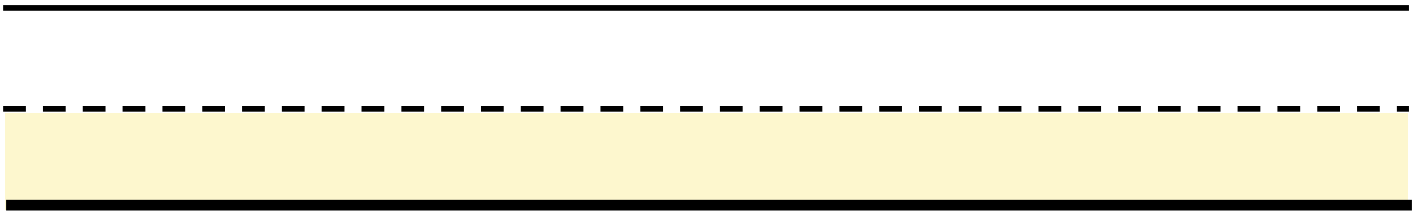
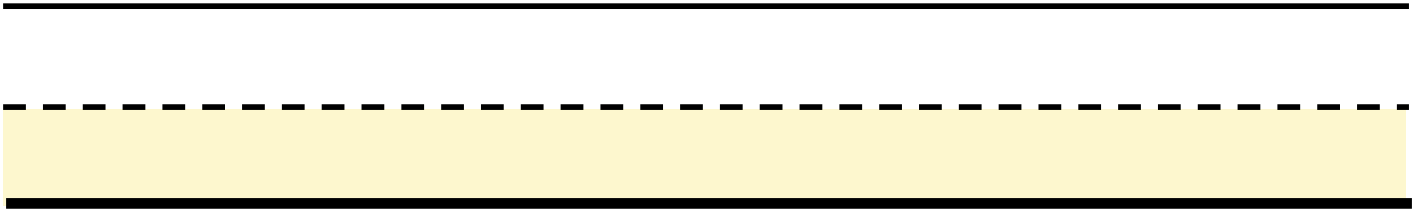
Handwriting practice lines consisting of multiple sets of three horizontal lines: a solid top line, a dashed middle line, and a solid bottom line.

Name: \_\_\_\_\_

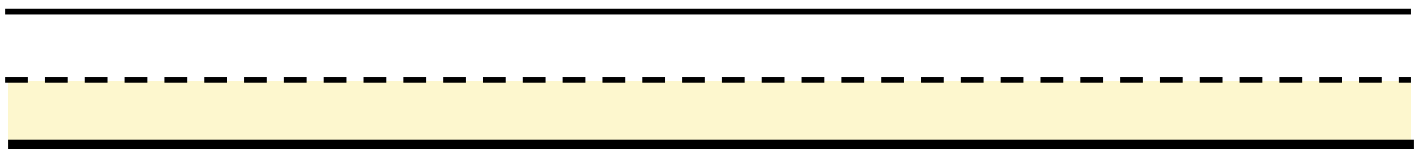
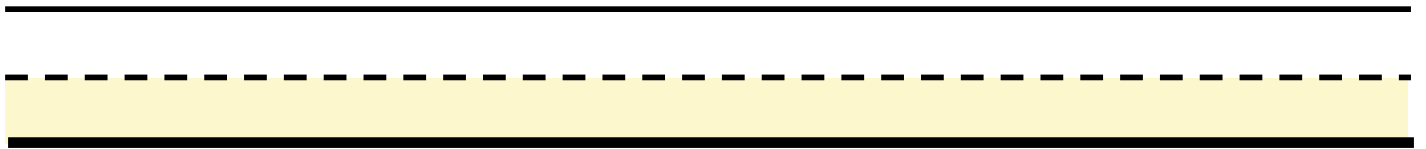
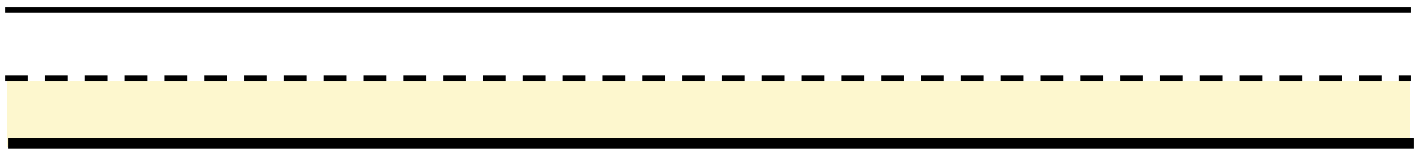
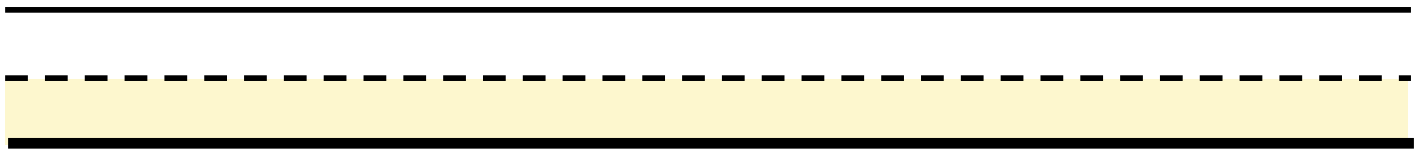
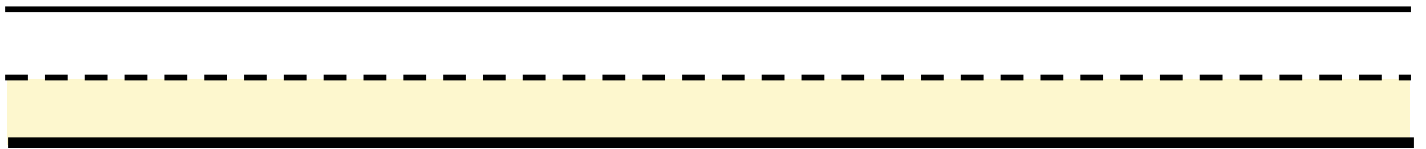
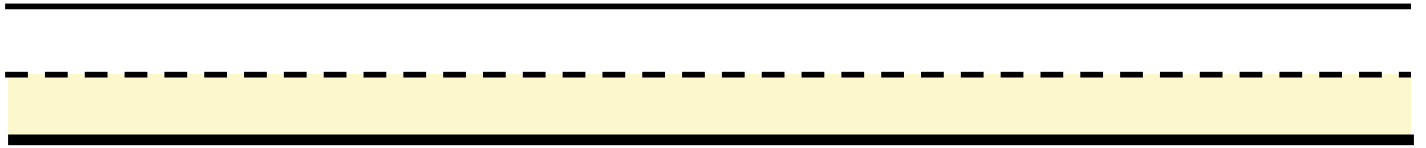
The page contains ten sets of horizontal writing lines. Each set is composed of three lines: a solid top line, a dashed middle line, and a solid bottom line. These sets are arranged vertically down the page, providing a guide for handwriting practice.

# ADAPTIVE HANDWRITING PAPERS – with lines

Name: \_\_\_\_\_

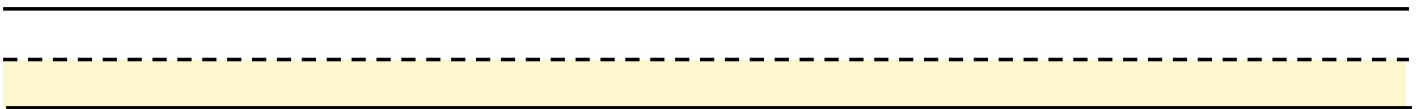
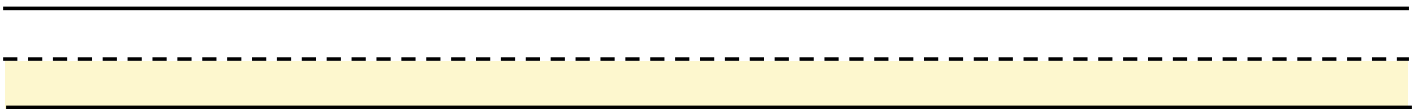
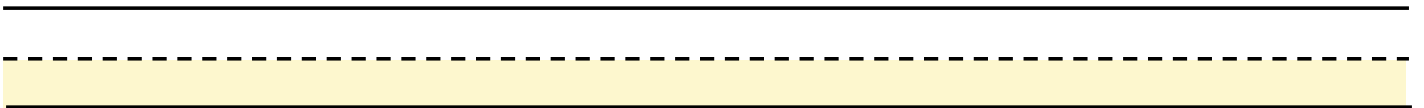
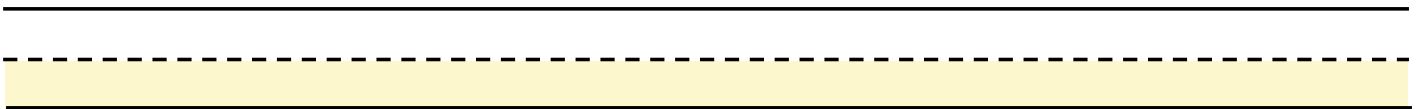
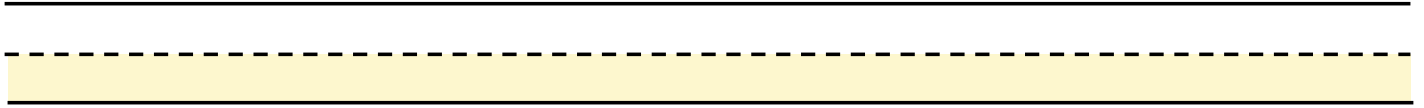


Name: \_\_\_\_\_





Name: \_\_\_\_\_



Name: \_\_\_\_\_

---

---

---

---

---

---

---

---

---

---

Name: \_\_\_\_\_

---

---

---

---

---

---

---

---

Name: \_\_\_\_\_

---

---

---

---

---

---

---

---

---

---

Name: \_\_\_\_\_

\_\_\_\_\_

\_\_\_\_\_

\_\_\_\_\_

\_\_\_\_\_

\_\_\_\_\_

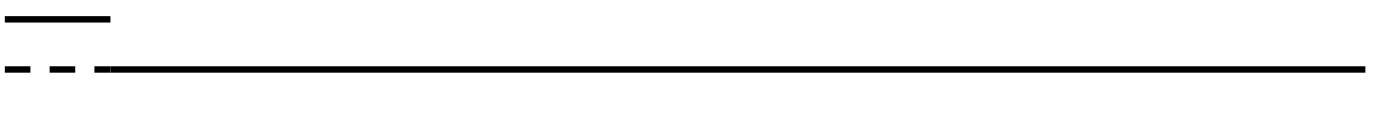



\_\_\_\_\_

\_\_\_\_\_

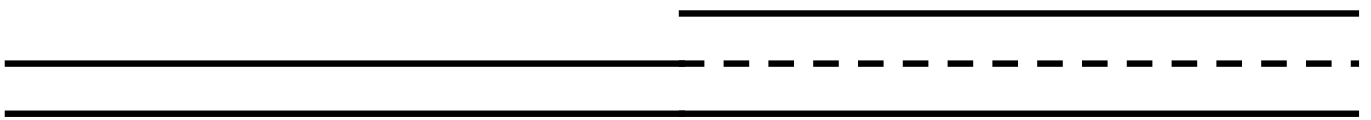
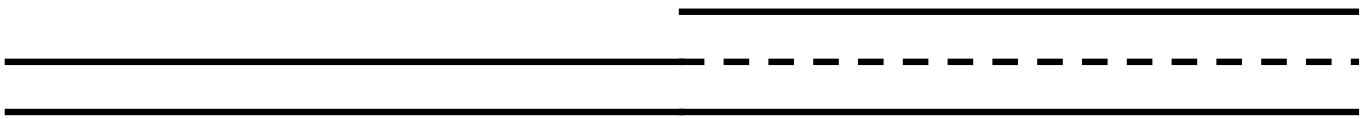
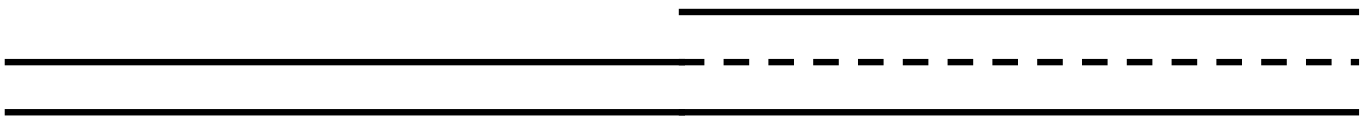
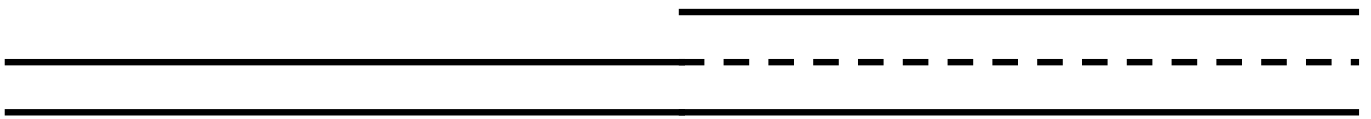
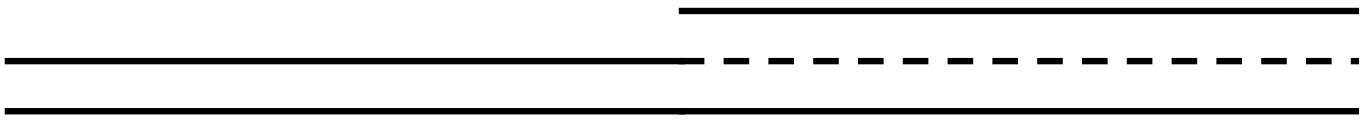
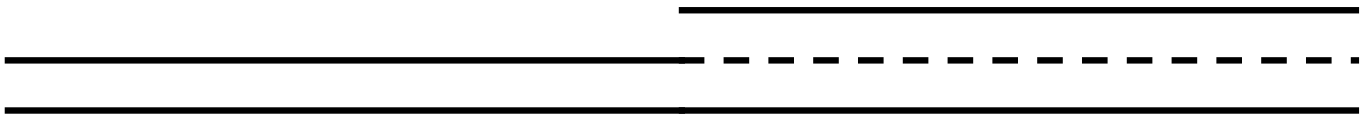
3 – lined paper to 2 lined paper practice

The form consists of seven rows of horizontal lines. Each row starts with a solid line on the left, followed by a dashed line, and then a solid line on the right. This pattern repeats seven times, providing a visual and practical transition from three-line paper to two-line paper.

3 – lined paper to 2 lined paper practice

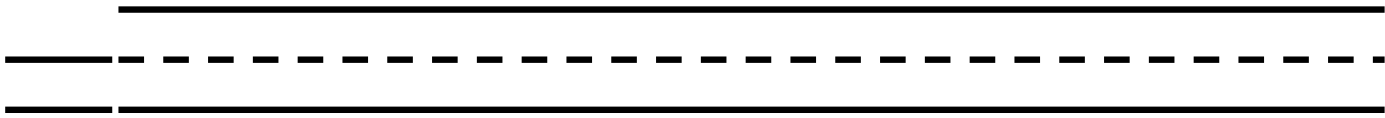
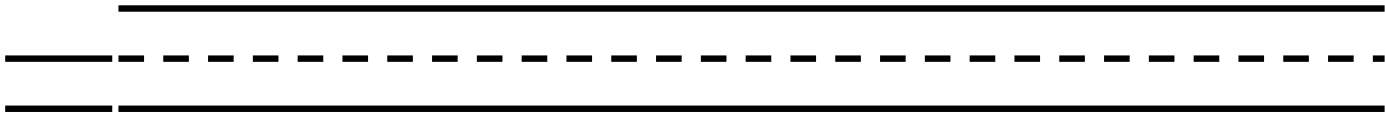
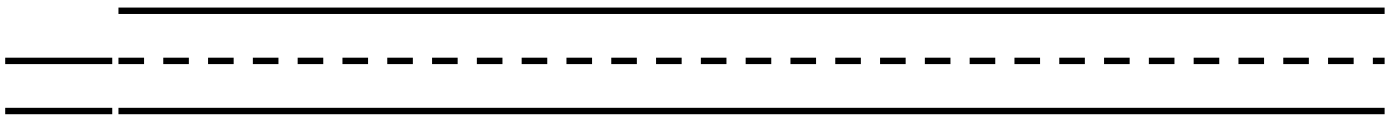
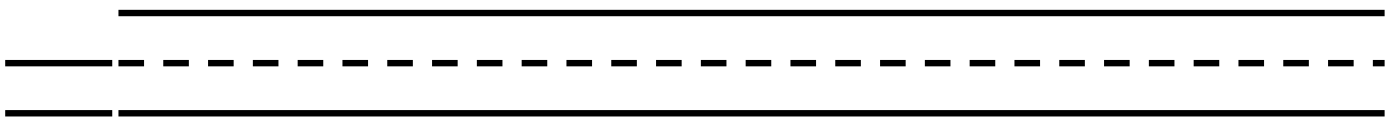
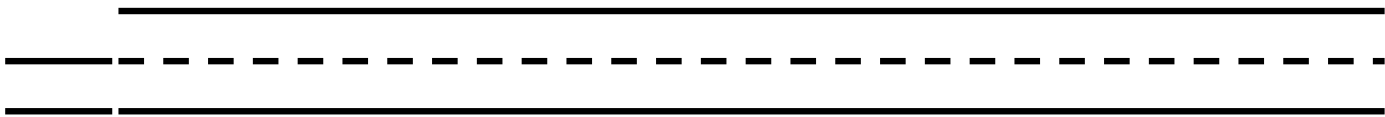
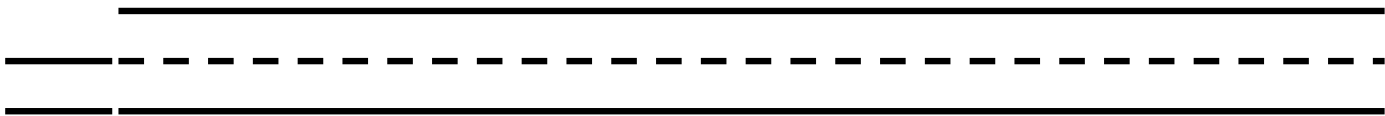
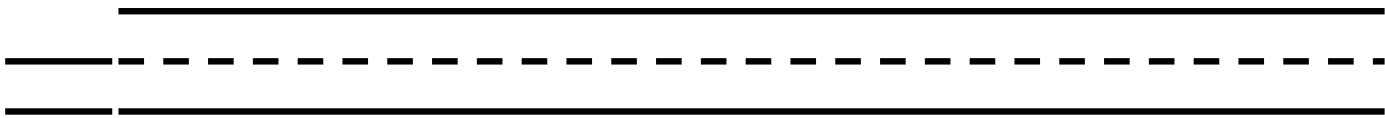


2 – lined paper to 3 lined paper practice





2 – lined paper to 3 lined paper practice









**ADAPTIVE  
HANDWRITING  
PAPERS –  
NO LINES**

Name: \_\_\_\_\_

Name: \_\_\_\_\_



Name: \_\_\_\_\_



Name: \_\_\_\_\_

