



Kingsway ES

Family Survey
Winter 2020



Report created by
Panorama Education



Summary

Topic Description	Results	Comparison
<p>Learning Behaviors Families' perceptions of their child's learning-related behaviors.</p>	<p>56% ▲ 5 since last survey</p>	<p>56% Charlotte County</p>
<p>School Climate Perceptions of the overall social and learning climate of the school.</p>	<p>74% ▼ 2 since last survey</p>	<p>76% Charlotte County</p>

224 responses

Learning Behaviors

Your average

56%

224 responses

Change

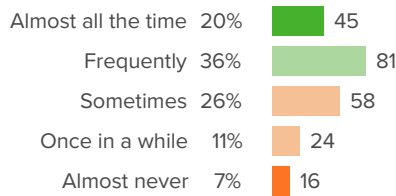
▲ 5

since last survey

District average: **56%** Charlotte County

How did people respond?

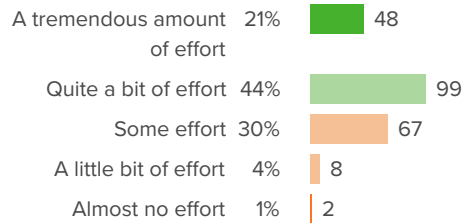
Q.1: How often does your child read for fun?



▲ 5 from last survey

Favorable: **56%**

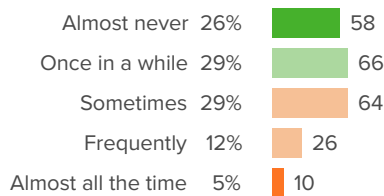
Q.2: How much effort does your child put into school-related tasks?



▲ 0 from last survey

Favorable: **66%**

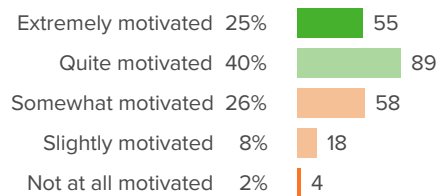
Q.3: How often does your child struggle to get organized for school?



▲ 8 from last survey

Favorable: **55%**

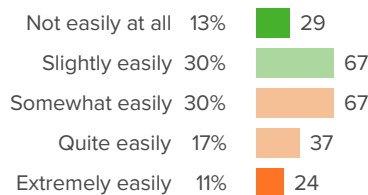
Q.4: How motivated is your child to learn the topics covered in class?



▲ 1 from last survey

Favorable: **64%**

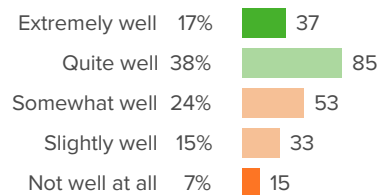
Q.5: When working on school activities at home, how easily is your child distracted?



▲ 9 from last survey

Favorable: **43%**

Q.6: On average, how well does your child work independently on learning activities at home?

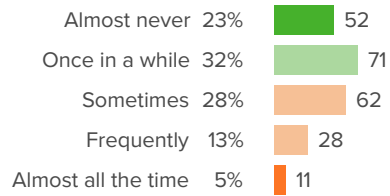


▲ 4 from last survey

Favorable: **55%**



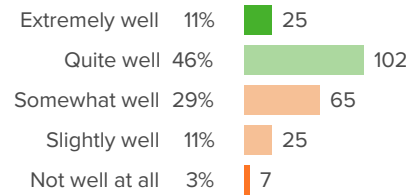
Q.7: How often does your child give up on learning activities that s/he finds hard?



▲ **10** from last survey

Favorable: **55%**

Q.8: In general, how well does your child learn from feedback about his/her work?



▲ **8** from last survey

Favorable: **57%**

School Climate

Your average

74%

224 responses

Change

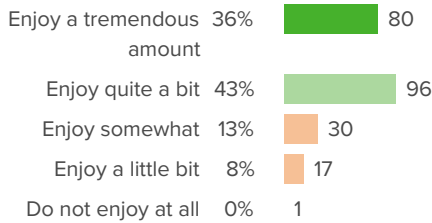
▼ **2**

since last survey

District average: **76%** Charlotte County

How did people respond?

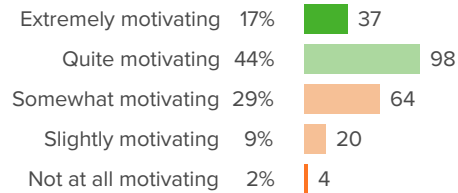
Q.1: To what extent do you think that children enjoy going to your child's school?



▼ **4** from last survey

Favorable: **79%**

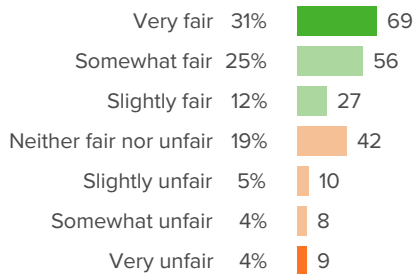
Q.2: How motivating are the classroom lessons at your child's school?



▼ **6** from last survey

Favorable: **61%**

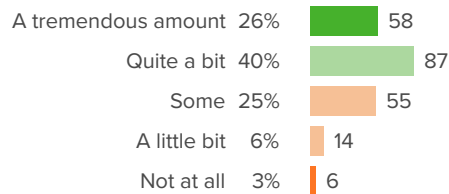
Q.3: How fair or unfair is the school's system of evaluating children?



▲ **4** from last survey

Favorable: **69%**

Q.4: How much does the school value the diversity of children's backgrounds?

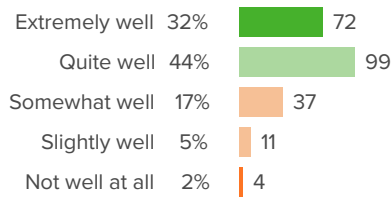


▲ **3** from last survey

Favorable: **66%**



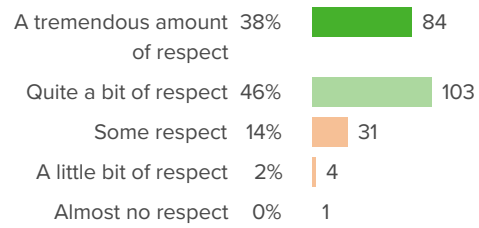
Q.5: How well do administrators at your child's school create a school environment that helps children learn?



▼ 4 from last survey

Favorable: **77%**

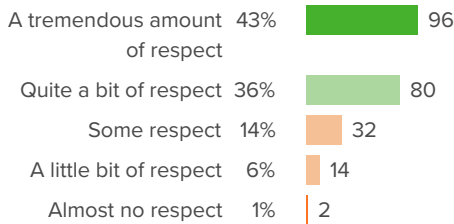
Q.6: Overall, how much respect do you think the children at your child's school have for the staff?



▼ 6 from last survey

Favorable: **84%**

Q.7: Overall, how much respect do you think the teachers at your child's school have for the children?



▼ 6 from last survey

Favorable: **79%**