

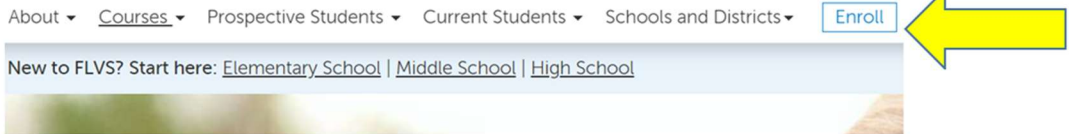
Charlotte Virtual School
How to Create an Account 23.24



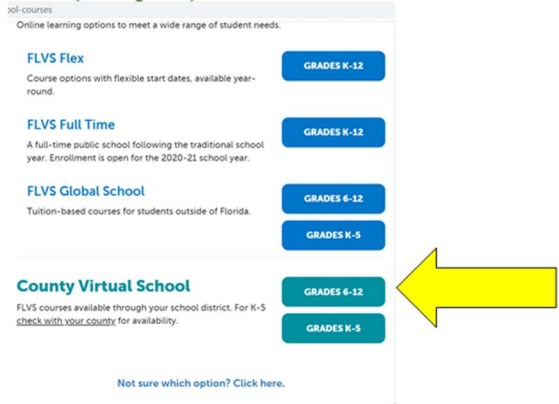
We can do virtually anything!

- Go to the website: www.flvs.net

- Click **ENROLL**

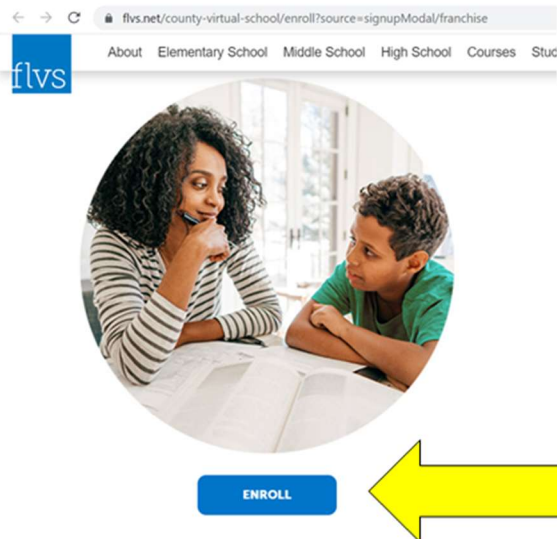


- Click **County Virtual 6-12 (last option)**



- Click – **ENROLL (bottom of page)**

- Click – **ENROLL (bottom of page)**



- Add your county and student type

Let's customize our catalog for you!

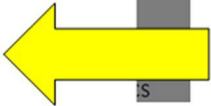
County

Charlotte

Student type

Public School

Continue



- Choose your course

DRIVER EDUCATION AND TRAFFIC SAFETY

Driver Education/Traffic Safety

- Click – Add to backpack

Add to Backpack

Return to Course List




Driver Education/Traffic Safety

- Click continue again and create your account




* Username:


* Password:

[Forgot Username?](#) / [Forgot Password?](#)

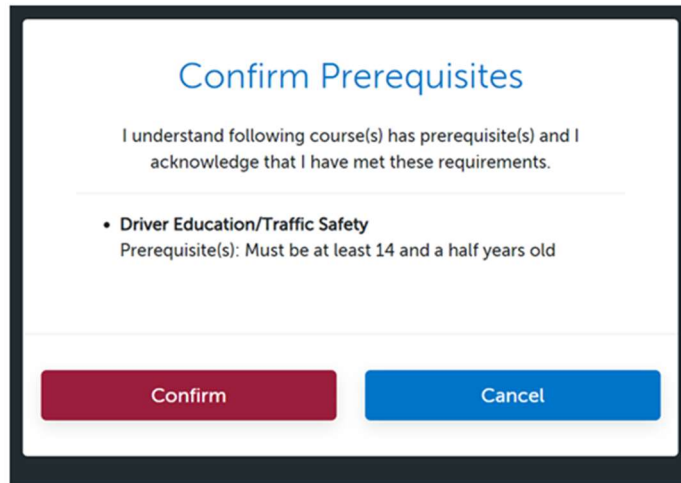
New Student? 

- Do NOT fill anything in, click **CREATE AN ACCOUNT**
- Create your Username and Password - **BE SURE AND WRITE THIS DOWN**
- Enter Email address
- Click Continue
- Complete **ALL FIELDS** (Personal, Demographic, Phone, Address)
- School will be your current school of enrollment
- Once all fields are filled in, Click continue
- Complete Parent/Guardian Information
- Click Continue once ALL fields are filled in
- Confirm Account Information, if it is all correct, click Continue at the bottom of the page
- Answer Survey questions (answers DO NOT matter)
- Once answered, click Continue at the bottom of the page
- Agree to Student Commitments and Parent/Guardian Commitments Click Continue at the bottom of the page
- Choose to "opt-in" OR "opt-out" of media release
- Type your name in Signature box, click Continue
- Be sure to choose **CHARLOTTE COUNTY VIRTUAL SCHOOL**

Course Name	Credit(s)	Semester	Preferred Placement Date	School ?	Remove
Driver Education/Traffic Safety		Choose ... 	MM/DD/YYYY 	<input checked="" type="radio"/> Charlotte County Virtual School <input type="radio"/> Florida Virtual School Flex	

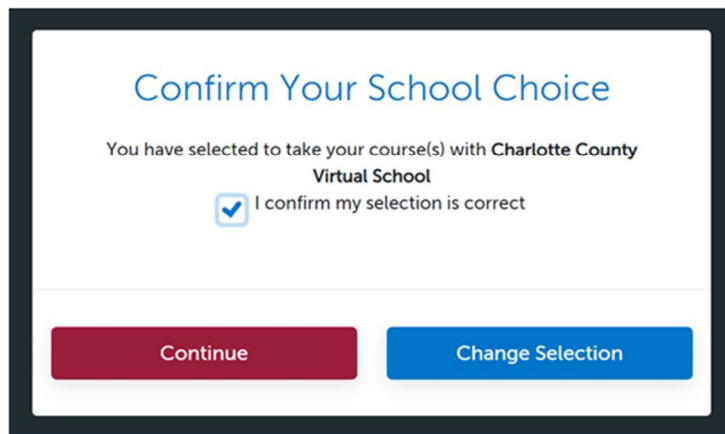


- Once you have entered the semester and start date along with Charlotte County Virtual CLICK CONTINUE and Confirm Prerequisites



The screenshot shows a dialog box titled "Confirm Prerequisites". The text inside reads: "I understand following course(s) has prerequisite(s) and I acknowledge that I have met these requirements." Below this, there is a list item: "• Driver Education/Traffic Safety" with the prerequisite: "Prerequisite(s): Must be at least 14 and a half years old". At the bottom, there are two buttons: a red "Confirm" button and a blue "Cancel" button.

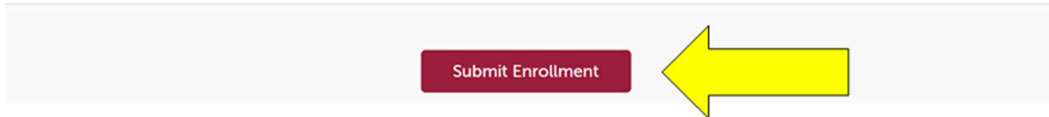
- Confirm Your School Choice



The screenshot shows a dialog box titled "Confirm Your School Choice". The text inside reads: "You have selected to take your course(s) with Charlotte County Virtual School". Below this, there is a checked checkbox followed by the text "I confirm my selection is correct". At the bottom, there are two buttons: a red "Continue" button and a blue "Change Selection" button.

- Click submit enrollment

Course Name	Credit(s)	Semester	Preferred Placement Date	School
Driver Education/Traffic Safety	0.5	1	02/24/2021	Charlotte County Virtual School



*****IMPORTANT**

Write down your username and password.

You must complete the enrollment all at once or your account will be frozen. If this happens, go to: ar.flvs.net and enter your username and password.

*****Parents/Guardians are recommended to create a parent account to monitor student progress.**

<https://www.flvs.net/flex/resources/parent-guardian-account>

Parent can add additional children to the account to monitor.

For assistance contact FLVS directly.

<https://help.flvs.net/help>