

L.A. Ainger Middle School 2023-2024 School Enrollment



Welcome to L.A. Ainger Middle School. We are looking forward to having you as part of the Ainger Family.

Charlotte County Public Schools enrollment is now done digitally. Attached are the directions for you to set up your Parent Portal. Please use these instructions to set up your account and enroll your student(s).

You will need your email address.

You will also need the following available to upload to the program:

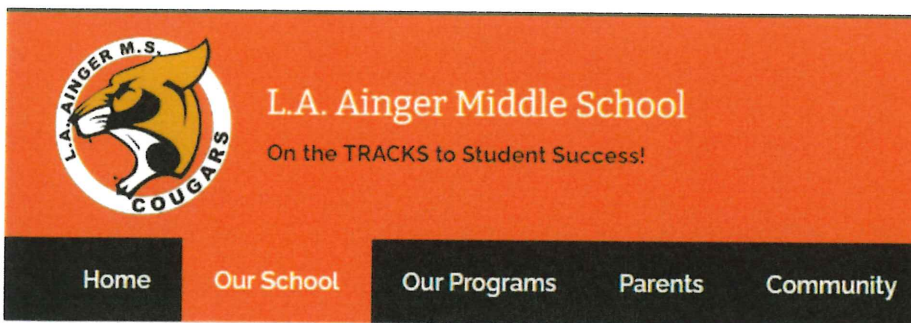
Birth Certificate

Current/Up to Date Shot Records on Florida Form DH680

Physical, less than a year old.

Proof of Residency

When you have finished setting up your account, please go to our website and fill in the 6th Grade Preference Sheet.



Click on the Our School tab and choose School Registration from the drop down.

Click on: [Complete the 6th Grade Preference Form](#)

If you have any questions, please reach out to:

Dawn Maheu

Registrar

(941) 697-5800 Ext. 5005

dawn.maheu@yourcharlotteschools.net

Donna Hamasian

Data Technician II

(941) 697-5800 Ext. 5016

donna.hamasian@yourcharlotteschools.net

How to Access the Family Portal Charlotte County Public Schools

The new Family Portal provides a central location for your student's assessment results.



The Family Portal can be used to

- access your student's results for the following state assessments: ELA & Math Assessments, Algebra 1, Geometry, Biology 1, Civics, and U.S. History
- print score reports.

How can I access the Family Portal?

- By clicking on the FOCUS Parent Portal landing page for each student you will find a direct link to the Florida Statewide Assessment Family Portal.

The screenshot shows the FOCUS Parent Portal interface. At the top, it displays the user's name 'Pia Abrego (Student)' and the school 'Light House High' for the year '2021-2022'. Below this, there is a navigation menu with options: 'Grades', 'News', 'Planner', and 'Reports'. The 'Reports' option is highlighted with a red arrow. To the right of the navigation menu, there is a section for 'Florida Statewide Assessments Family Portal' with a link that says 'Click to visit the Florida Statewide Assessments Family Portal'. Below the navigation menu, there is a table with columns for 'Q1', 'Q2', 'Q3', 'Q4', and '01/03 - 02/15'. The table lists courses and teachers with their respective scores.

Q1	Q2	Q3	Q4	01/03 - 02/15	Teacher	Ex	Unx	Tardy	Grade
11	2-D STUDIO ART 1				Arteaga, J	0	0	0	NG
2	ALG 1				Hatfield, J	0	0	0	95% A
4	CERAMPOT 1				Borchert, S	0	0	0	NG
5	CRIMINAL JUST OPS 1				Woods, L	0	0	0	NG

What information do I need to log in to the Family Portal?

- A username and password to your parent FOCUS account.

What information can I find on the Family Portal?

- Your child's results from the state test administration regardless of the present school of enrollment. *Note- If new to our district from another Florida district, these reports will be available after a few months.*
- Your student's Individual Score Reports with interpretative guides.
- Glossary
- FAQs
- Performance Levels

How do I get the FOCUS Parent Account?



FOCUS Parent Account creation can be found at
<https://focus.yourcharlotteschools.net/focus/auth/>

Instructions for Parents to Create Accounts

Use the print button to create a handout.


Instructions for Parents to Create Accounts

To establish a parent portal account online, you must have a valid email address and the student's birth date must be on record with the School District of Charlotte County.

1. Go to this site: https://focus.yourcharlotteschools.net/focus_auth 
2. On this screen is a message from the school, along with registration options.
3. If there is not yet a parent account, click **I DO NOT have an Account Registered on the Parent Portal, but my child is Actively Enrolled.**

4. Enter the information in all of the required fields. The district has set up these requirements to create a parent account. Click **Submit**.

Please enter your name exactly as it appears on your driver's license as well as a valid email address:

Parent/Guardian First Name: John (Required)
 Parent/Guardian Last Name: Doe (Required)
 Email Address: jdoe@gmail.com (Required)
 Create Password: ***** (Minimum 6 characters)
 Retype Password: ***** (Required)

 I'm not a robot



Submit

5. Click **I would like to ADD A CHILD currently enrolled.**

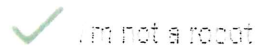
6. Enter your child's Student ID and Date of birth, and click Add Student.



Please enter your student's information:

Student ID: 398528 (Required)

Student's Birthdate: January 1 2021 (Required)

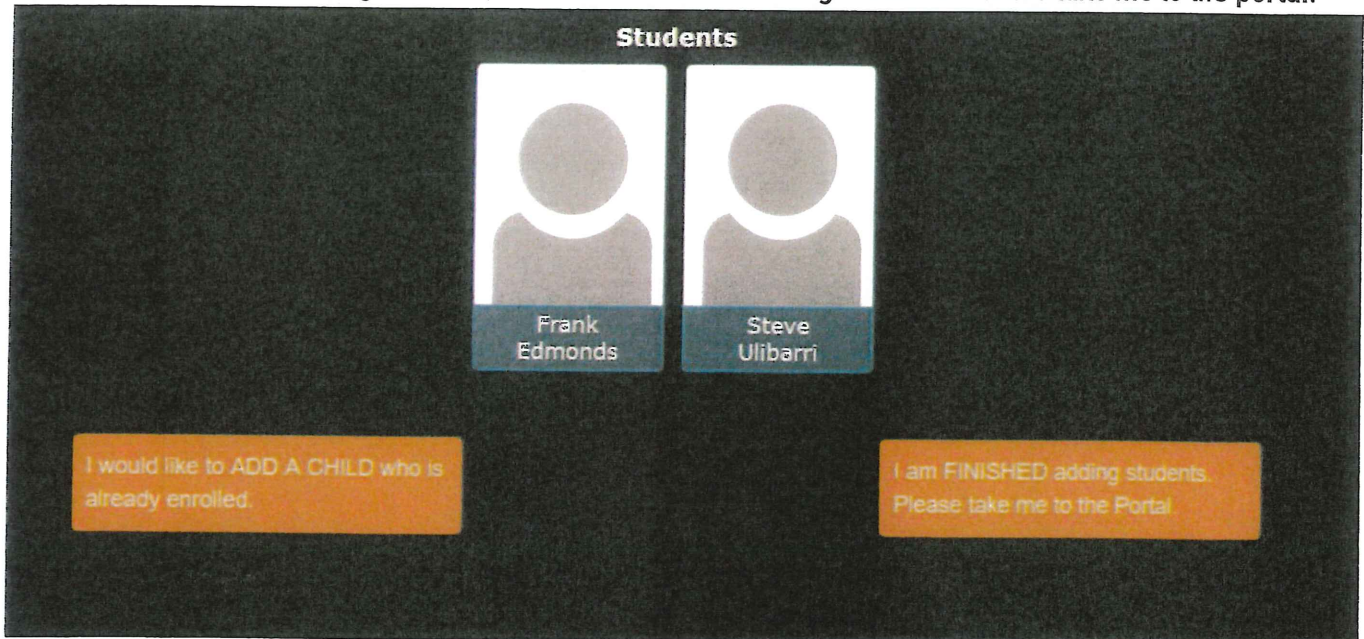


Add Student

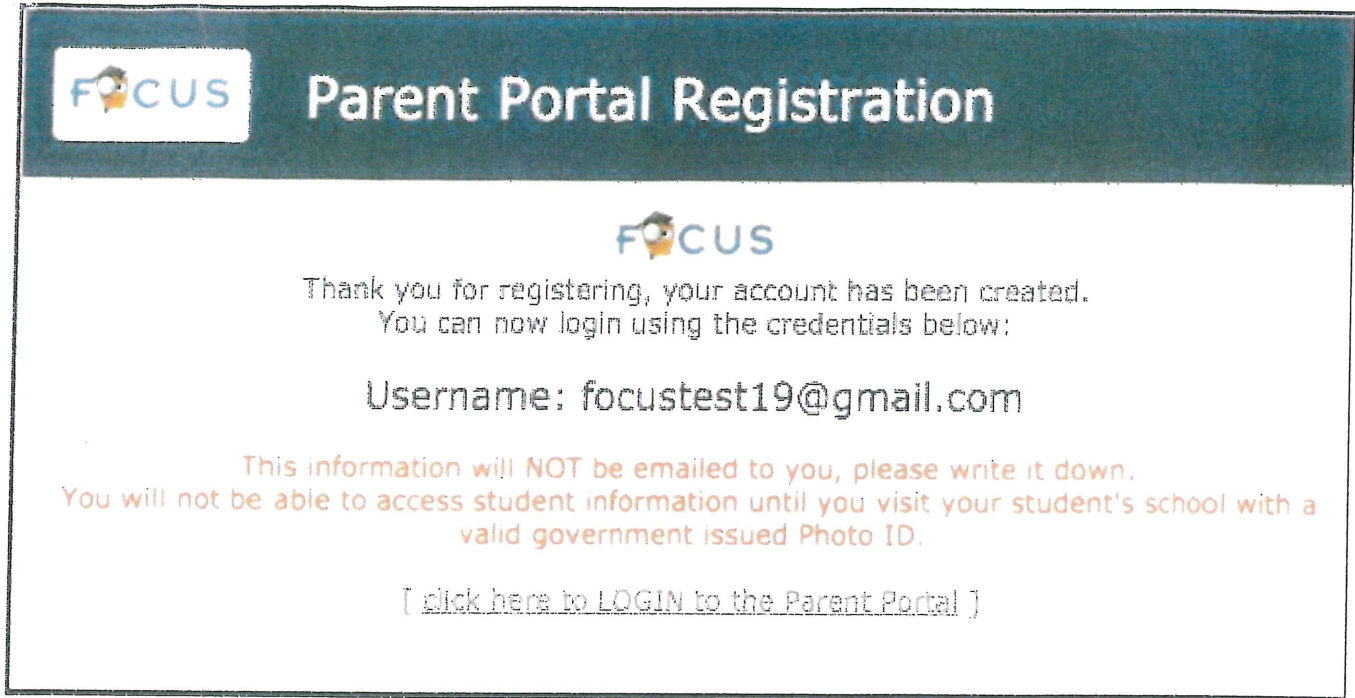
[[Return to the Student listing.](#)]

7. To add another child, click **I would like to ADD A CHILD currently enrolled** again, and repeat the process.

8. Once you are finished adding students, click **I am FINISHED adding students. Please take me to the portal.**

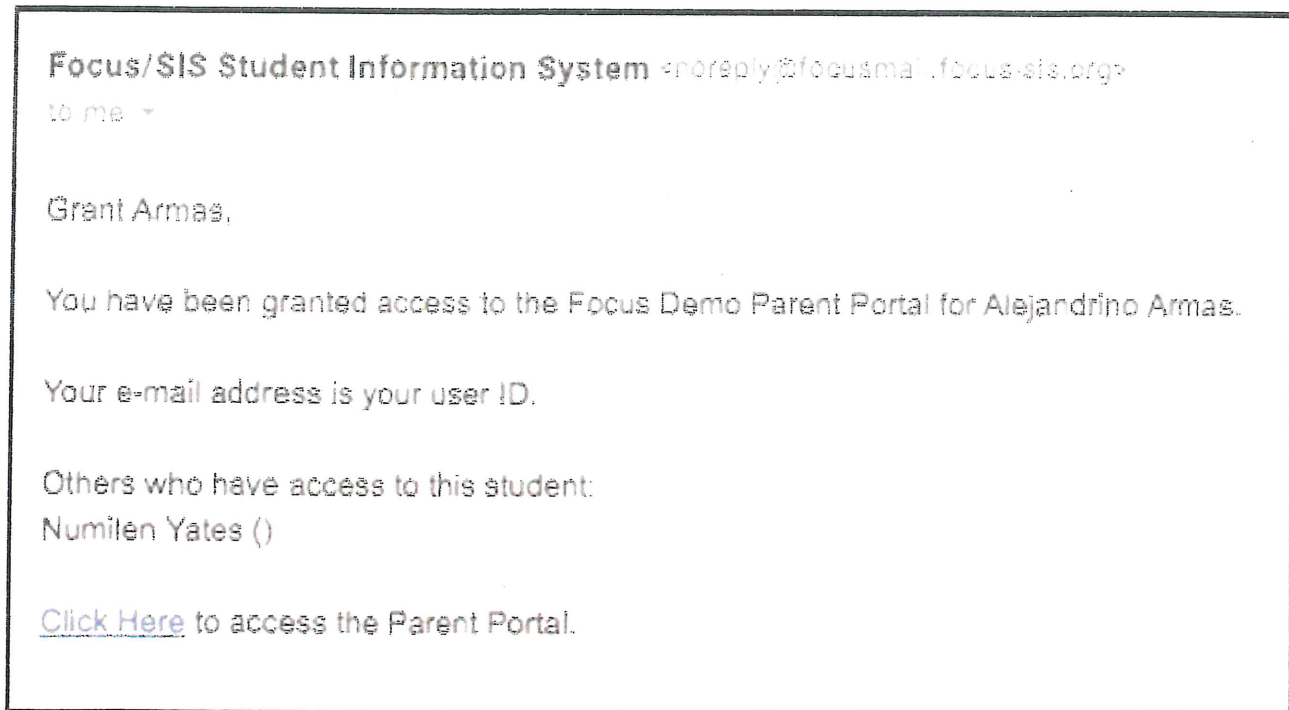


9. A confirmation message will appear with the username. A link to the Parent Portal login screen is provided. Click the link to log in to the parent portal.



The screenshot shows a confirmation page for Focus Parent Portal Registration. At the top left is the Focus logo. The main heading is "Parent Portal Registration". Below the heading is the Focus logo again, followed by the text: "Thank you for registering, your account has been created. You can now login using the credentials below: Username: focustest19@gmail.com". A warning in orange text states: "This information will NOT be emailed to you, please write it down. You will not be able to access student information until you visit your student's school with a valid government issued Photo ID." At the bottom, there is a link: "[[click here to LOGIN to the Parent Portal](#)]".

10. An email will be sent to the email address on file stating that access has been granted for the students identified, as well as others who have access to this student and an additional link to the parent portal account.



The screenshot shows an email notification from Focus/SIS Student Information System. The sender is "Focus/SIS Student Information System <noreply@focusmail.focus-sis.org>". The recipient is "to me". The email content reads: "Grant Armas. You have been granted access to the Focus Demo Parent Portal for Alejandro Armas. Your e-mail address is your user ID. Others who have access to this student: Numilen Yates (). [Click Here](#) to access the Parent Portal."

11. After clicking the link in the email or the confirmation, login with the username provided and the password you set.

Username

Password

Parents: [Forgot Password?](#)

[Log In](#)

ATTENTION STUDENTS

Please log into FOCUS via CLASSLINK (preferred)
OR
To access the Focus Student Portal:

- (1) Enter your CCPS Student ID in the USERNAME field above.
- (2) Enter your password in the PASSWORD field above.
- (3) Click "Log In"

ATTENTION PARENTS

Charlotte County's Focus Parent Portal provides parents/guardians a real-time view of their child's assignment grades, attendance information, and current averages in all classes.

[Click here to create a Focus Parent Portal Account](#)

[Click here to add a child to an existing Focus Parent Portal account](#)


[Click here if you forgot your Focus Parent Portal password](#)

12. If a password has been forgotten, a new one can be generated via two different methods.
 - a. Parents can request a new password through clicking the link **Click here if you forgot your Focus Parent Portal password**. Parents will enter the email associated with the account and receive further directions for logging in.
13. If additional actions need to be taken before viewing student information, an alert will display on the main Portal page. The district may require the parent to visit the school and present a valid photo ID prior to accessing student information. If the district decides to automatically activate a parent portal account without

requiring additional verification, this message will not display.

District & School Announcements

News Events

 Alerts

Wait! You have linked a new student and have 1 more step to see your child's information. Your account is active, but you must visit your child's school to verify your identity before you can see your child's information.

© 2022 Charlotte County Public Schools. All rights reserved. | Powered by [Wiki.js](#)