



**ELEMENTARY
LEARNING
GRADES K-5**

myON

(Student & Parent)

RENAISSANCE
myON



myON App

[myON Reader, myON News and Accelerated Reader on myON:](#)

Your students have access to the myON digital library and myON News during the current school closure period. A special district-level shared account has been set up to provide them with 24/7 access to thousands of digital books and daily news articles written just for them.

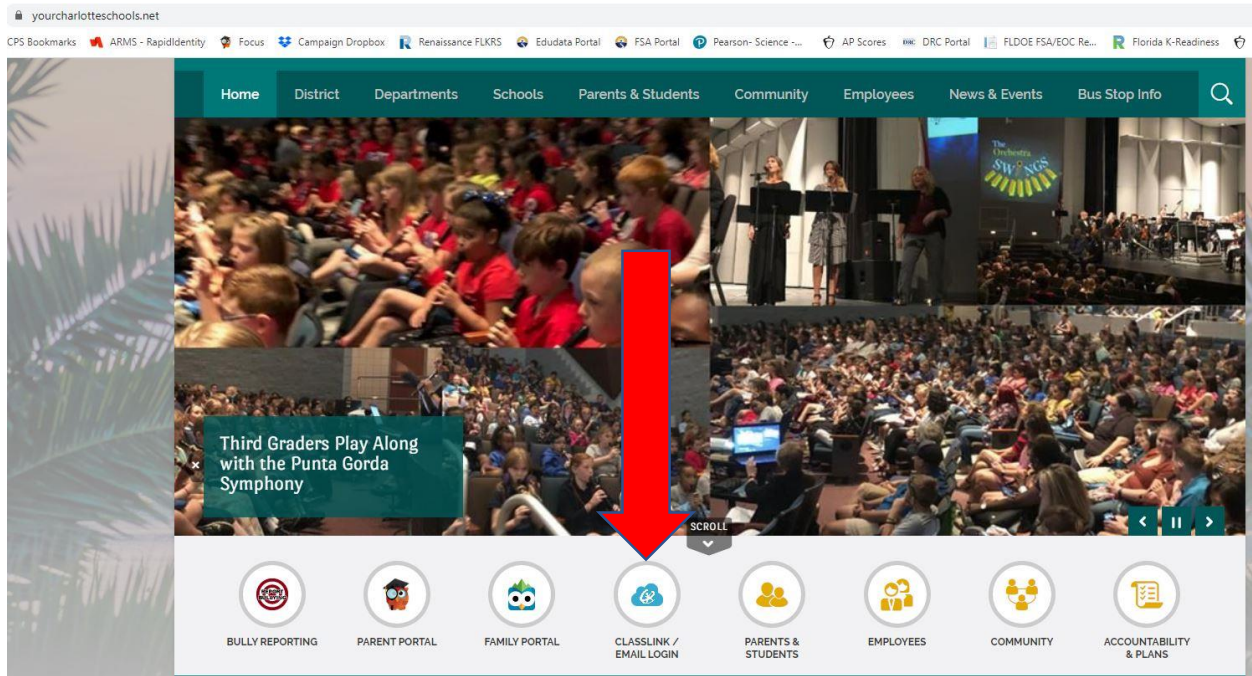
This will help them continue reading and learning and provide additional opportunities for them to explore topics they are interested in.

What's available:

The myON digital library includes thousands of digital books with optional reading supports for students from pre-K through grade 12. Five daily myON News articles, which are written by journalists and reviewed by a child psychologist, are available along with an archive of previous issues. These resources can be accessed on any digital device that is connected to the Internet and are available 24/7. Books from the myON digital library can also be downloaded onto mobile devices for offline reading.

How do I log in?

From a Computer:



Go to the Charlotte County Public Schools Website and scroll to the middle of the page to access the ClassLink login. Your child will need to log into ClassLink using their 88 number (student identification number) and password. Once you access ClassLink, find the myON app and open it. As soon as you access the myON app, your child will be able to select:

Digital Library from the myON screen:

myON Books:



[From a CCPS issued Chromebook: Remember to connect to you at home wireless/Wi-Fi connection](#)

The CCPS Launchpad screen will appear. Your child will need to log into the Launchpad using their 88 number (student identification number) and password. Next, select the myON app from the selection of apps provided. As soon as you access the myON app, your child will be able to select:

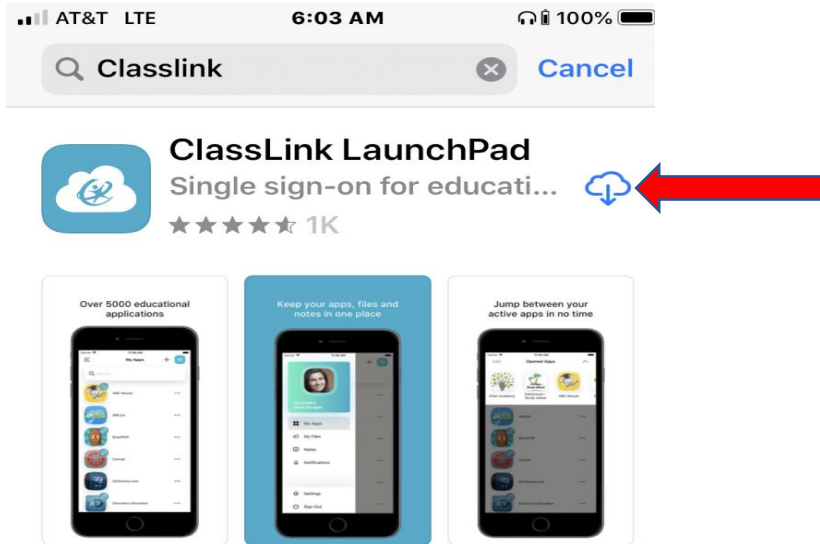
The Digital Library from the myOn screen:



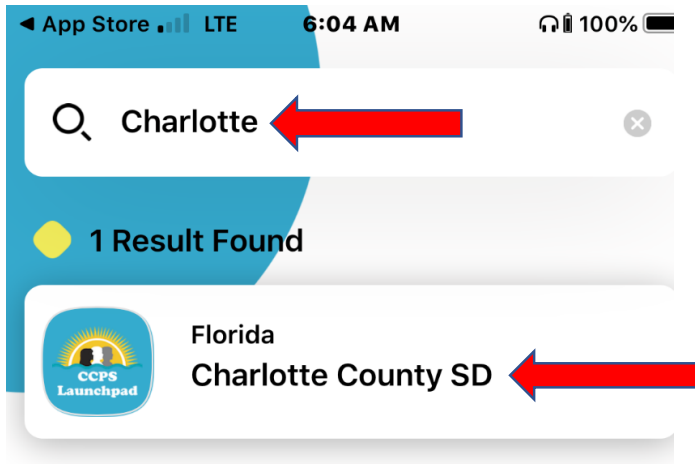
[On an iPad/Android Device:](#)

Download the ClassLink app and the myON app from the App Store. Open the ClassLink app first, select “Charlotte County SD,” and the CCPS Launchpad will appear. Your child will need to log into the Launchpad using their 88 number (student identification number) and password. Next, select the myON app from the selection of apps provided.

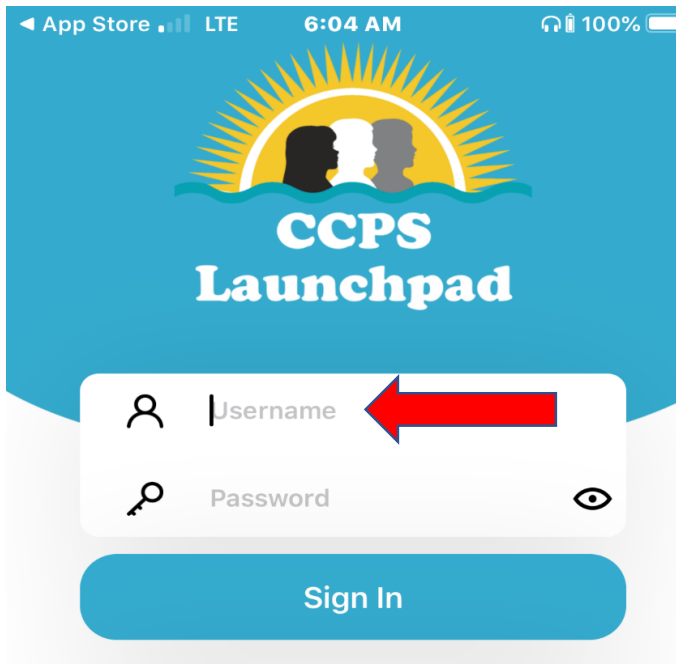
1. On your iPad/iPhone/ Android device download ClassLink LaunchPad from the App Store/Google Play.



2. Once the app is downloaded: open the ClassLink app, search for “Charlotte”, and select “Florida Charlotte County SD”



3. Sign on to the CCPS Launchpad with your student’s CCPS 8-digit ID and password



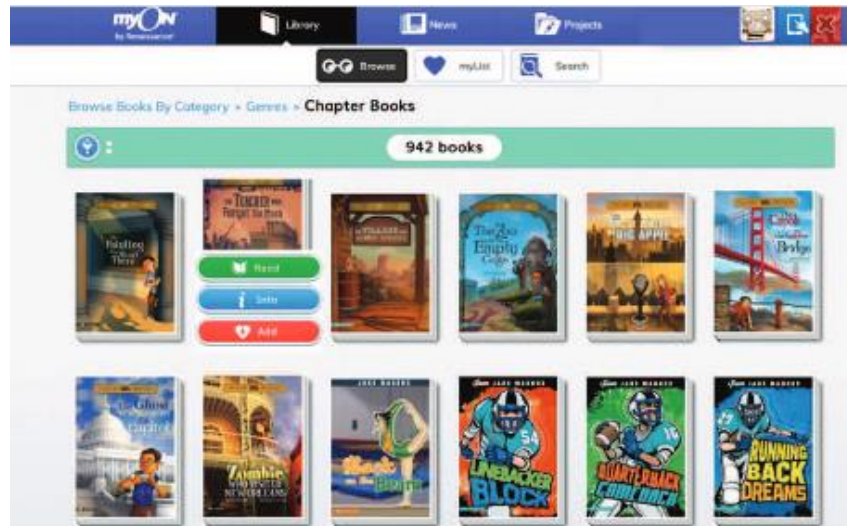
4. Once on the Launchpad, click on the “myON” icon.



GETTING STARTED:

Once student's login, they can read books within the myON digital library and daily news articles from myON News.

myON Books:



Digital library

Students can browse or search the myON digital library to find books on a variety of topics and themes.

They can:

- Read books online on any web-enabled device that is connected to the Internet
- Read books offline with free mobile apps
- Read the same book as many times as they want to read it
- Use optional reading supports including audio, text highlighting, and an embedded dictionary

Books are available in English and Spanish

myON News:



News articles

Students can access myON News to read about current events and other timely topics.

They can:

- Choose from five daily, age-appropriate news articles written just for them and reviewed by a child psychologist
- Access optional audio and multimedia resources connected to each article, including maps, slideshows, videos, and information about the writer
- Extend their knowledge of news topics by reading recommended books from the myON digital library
- Take a brief quiz at the end of the article and get instant feedback on their answers

Articles are available in English, French, and Spanish.

Recommendations for at-home reading every day:

20 Minutes: Reading outside of school is very important for students to enhance learning growth. Set aside 20 minutes a day for this important activity.

Get Cozy:

Cuddle up and read to your students every night before going to bed, regardless of their ages. Older students often enjoy this as much as younger ones!

Reading Corner:

Designate an area in your home for a reading corner! Create a sign together that you can hang or display in that area.

Encourage Exploration: Help students choose books on topics that capture their interests or themes that pique their curiosity. What have they been wondering about?

Read to an Audience: Reading to an audience is fun! Have young children read aloud to their stuffed animals, siblings, or you. Choose a scene from the book and act it out.

Main Character: Talk with students about the books they are reading. Ask, “If you were the main character in the story, would you make the same choices?”

Alternative Ending: Before students finish reading a book, ask them to write down what they think will happen at the end—then compare it to what actually happened.

New Hobby: Find a hobby you can share with your student and read books that help you learn about that hobby together.

Family Adventure: Talk with your student about one of your favorite travel adventures. Then read books to learn more about the place you visited and the things you saw.

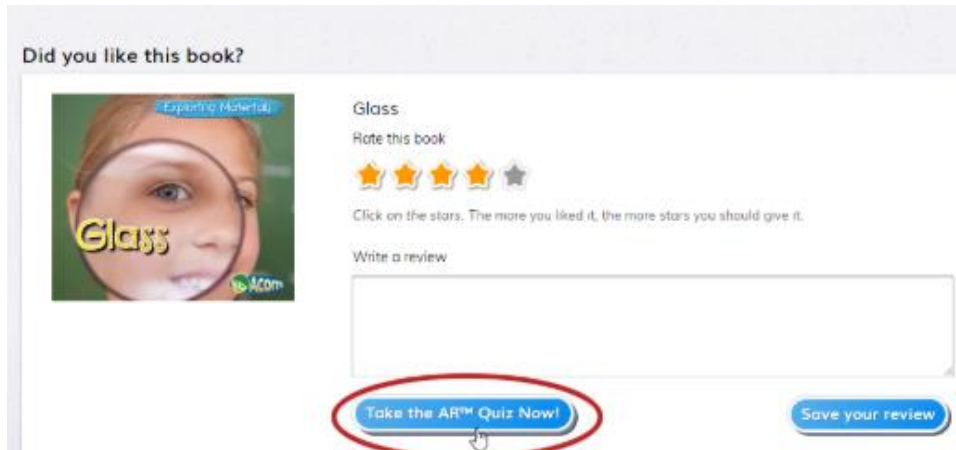
Reminisce: What was your favorite story when you were your student’s age? Can you find that book or one with a similar story line?

Book Review: Ask students about books they are reading. Did they enjoy the book? What were their favorite parts? What would they change about the book?

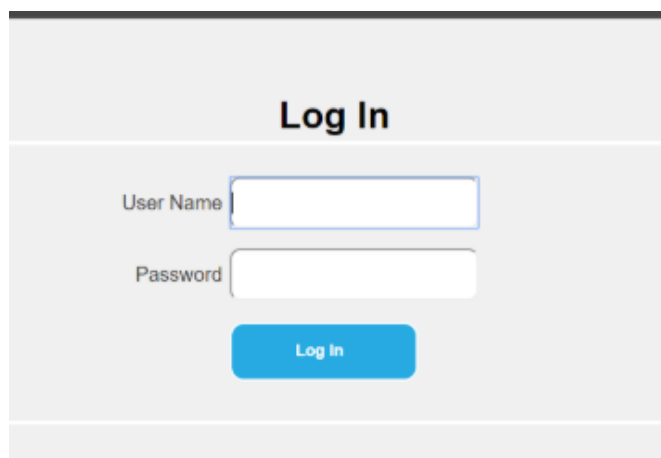
ACCELERATED READER QUIZZES in myON

Students will have the option to take an Accelerated Reader quiz (AR Quiz) after reading a myON book.

1. If the AR Quiz is available, select the **Take AR Quiz Now** button.



2. A new browser tab or new window will open for your **Accelerated Reader Quiz**. If you are asked to log in, enter the user name and password that you use to log in to Accelerated Reader.

A screenshot of a "Log In" form. The title "Log In" is centered at the top. Below the title are two input fields: "User Name" and "Password". Below the input fields is a blue "Log In" button.