



Tiger TRADITIONS

BUDGET EDITION

Inspiring Excellence and Leadership in All!

May 2021; 2021-2022 Budget Edition - Volume 27 • Issue 4

MACS music education earns national recognition for 9th straight year



The Mexico Academy and Central School District has once again been honored with the Best Communities for Music Education designation from the NAMM Foundation for its outstanding commitment to music education.

It is the ninth year in a row MACS has been honored with this national distinction, and is one of just 686 districts in the nation that earned this honor.

“We are so incredibly proud of our music program,” said MACS Superintendent Dr. Donna Runner. “When you think of Mexico schools, one of the first things that comes to mind is its rich and deeply rooted musical traditions. I applaud our music educators throughout the district and thank the community for all their support of the arts.”

Now in its 22nd year, the Best Communities for Music Education designation is awarded to districts that demonstrate outstanding achievement in efforts to provide music access and education to all students.

To qualify for the best communities designation, Mexico provided information regarding funding, graduation requirements, music class participation, instruction time, facilities, support for the music program and community music-making programs. Responses were verified with school officials and reviewed by the Music Research Institute at the University of Kansas.

The Mexico Academy & Central School District offers music instruction in classroom music K-12, instrumental music 4-12 as well as choral music in grades 3-12. All students in grades K-8 take music every year and more than 600 students district wide participate in the band and choral programs.

The NAMM Foundation is a nonprofit supported in part by the National Association of Music Merchants and its approximately 10,400 members around the world. The foundation advances active participation in music making across the lifespan by supporting scientific research, philanthropic giving and public service programs. For more information about the NAMM Foundation, please visit www.nammfoundation.org.

Mexico students' artwork honored, featured at 25th county competition

Four students from Mexico High School had artwork named winners or honorable mention at the 25th annual Oswego County Student Art Show and Competition.

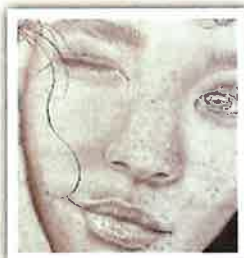
Tenth-grade student Nyah Pinzer was the winner for grades 10-12 with a drawing titled “Close-Up” and also received honorable mention for “Guys Cry Too,” another drawing.

Freshman Alyssa Bresnahan earned third place in the grades 7-9 category for her photo titled “Good Morning.”


Ninth-grade student Avery Mack earned honorable mention for her drawing “My Second Home,” and 11th-grader Alana Rice’s ceramic “Koi Fish Pond” also received honorable mention.

A number of other Mexico Academy and Central School District students were also featured in the gallery, which was on display in-person and online for most of April and into early May.

The hours and a full online gallery can be viewed at SalmonRiverFineArtsCenter.com.



Close-Up
Drawing by Nyah Pinzer
First Place
Grades 10-12



Good Morning
Photo by Alyssa Bresnahan
Third Place
Grades 7-9



My Second Home
Drawing by Avery Mack
Honorable Mention
Grades 7-9



Koi Fish Pond
Ceramic by Alana Rice
Honorable Mention
Grades 10-12



Guys Cry Too
Drawing by Nyah Pinzer
Honorable Mention
Grades 10-12

A Message from the Superintendent



Dear MACS Family and Community,

Serving as your Superintendent of Schools is an honor and privilege that I highly value and I am grateful for the opportunity to lead the district. This newsletter submits for your consideration the proposed budget for the Mexico Academy and Central School District for the fiscal year beginning July 1, 2021 and ending June 30, 2022.

We are committed to developing a budget that aligns resources to support our mission to educate and motivate our students to be successful, responsible citizens. Through multiple avenues such as the budget survey, conversations with community and staff members, and analysis of academic, attendance and discipline data, we can ascertain both the needs and expectations of the community in which we serve. With those needs and expectations identified, we can allocate the resources to address the vision of being recognized as a school district that inspires excellence and leadership in all!

During the past few years, we have increased our graduation rate to 92% which is above the New York state average. Last year we had 247 students pass at least one college course, with a total of 535 college courses passed and 1,517 college credits earned. We had 944 regents courses passed. We have joined the Oswego County Literacy Initiative and implemented research-based, research-proven reading instruction in our lower grades. We have offered learning supports to struggling readers through our Academic Intervention Services. We have invested in 1:1 computer technology for our scholars.

Some highlights from the past year in the district include the renovation of Mexico Elementary School to include a health center where mental health and dental services will be available to elementary and high school students in the fall. Middle school art students participated in the Getty Museum Challenge, exhibited at the Legislative Exhibit, and eight students submitted to the virtual student show through NYSATA Region 3. We had more than 20 students submit to the Oswego County Student Art Show 7-12, at the Salmon River Fine Arts Center. Over 60 students participated in the solo music festival and we have once again been named a Best Community for Music Education. We had a senior, Libby Sheldon, selected for clarinet at the NYSSMA All-State Conference. More than 100 students performed virtually and received ratings on their performances at NYSSMA for Solo & Ensemble. Senior Logan Laflamm's composition was selected for performance in a program at the Setnor School of Music at Syracuse University and Symphoria. Mexico Elementary students received the Champions of Change Award from NYSBAA for reading over 21,000 books in their reading challenge. New Haven had a team make it to the Super Regional Battle of the Books. Mexico High School has been recognized by niche.com as a top high school in the state. We have the No. 1 ranked girls' swim team in the state for small schools. We have an urban farmers' group and the Mexico Morning Coffee Club. We will continue to offer a robust curriculum in core instruction, electives, the fine arts and athletics.

To maintain and expand that curriculum, we must have a budget that reflects those priorities of our community, which include a wide offering of classes, extra curricular opportunities, supports for struggling students, technology and maintenance of the facilities. Many of the decisions we make regarding the budget are impacted by external factors outside of our control, such as the increase in costs of health insurance and the amount of state and federal aid, among others.

Our current tax rate is below that of 2008 and we continue to work diligently to be fiscally responsible to our community while providing the best possible education for students. Increased state aid and reserves will be used to offset budget increases and grant funds will be used to offer additional supports and to address gaps in student learning caused by COVID-19. With your support of the proposed budget for 2021-2022, which includes a 1.9% tax levy increase, we can maintain our robust programming and bring back several of the positions that were lost in previous years.

We welcome you to the annual budget hearing to be held on Tuesday, May 11, 2021 at 6 p.m. in the Middle School auditorium. The annual budget vote which includes a bus proposition, and Board of Education elections will take place on Tuesday, May 18, 2021 from noon to 9 p.m. at each of the elementary schools.

Thank you for your consideration,

Donna Runner

Donna Runner, Ed.D.
Superintendent of Schools

A Message from the Board President



Before I begin my usual recap of the highlights of the 2021-2022 school year budget, on behalf of the board, I would like to thank the students, their families, the staff, and administration for their cooperation, understanding, patience, and extraordinary efforts as we navigated through a year of hybrid/remote learning.

The challenges from COVID certainly made the learning process difficult, but with vaccinations occurring and better treatment methods available, the 2021-2022 school year should see a return to normalcy.

With that hope of returning to normalcy, at a special meeting on April 15, 2021, the MACS District Board of Education approved a \$59,627,200 budget for the 2021-2022 school year.

The budget represents a 3.48% increase from the 2020-2021 school budget and a 1.9% increase in the tax levy. (As a reminder, the tax levy is the amount of the budget raised from our local tax bills that fill the gap between anticipated revenues and expenditures.)

As in the past, the 2021-2022 school budget remains within the allowable tax cap limit. Consequently, only a simple majority vote is required to pass this budget, and district residents remain eligible to receive STAR rebates/credits from New York state.

I do want to emphasize that this 2021-2022 school budget is primarily a "roll-over" budget, that is, known cost increases such as contractual salary increases, health insurance increases, and Citi expenditure increases represent the major reasons for the increase in this budget.

The budget will also include filling positions due to retirement as well as adding a fifth- and sixth-grade teacher and a Director of Technology, Data, and Assessment.

In addition to considering the 2021-2022 budget, the Board is also asking for consideration for one proposition.

The proposition involves the routine replacement of District vehicles. The District believes that this continuous replacement assists in maintaining a fleet of vehicles that is efficient and safe.

Of course, with every budget, there may be questions or concerns, so I extend an invitation for you to join us for the annual budget presentation and meet the candidates night on May 11, 2021, at 6 p.m. in the Mexico Middle School Auditorium. Due to COVID restrictions, signing in, wearing masks, and social distancing will be required.

To conclude, I urge all of you to exercise your right to vote on Tuesday, May 18, 2021, from noon until 9 p.m. at your designated polling site at Mexico, New Haven or Palermo Elementary Schools.

Thank you for your consideration,

James F. Emery

James F. Emery
President
Mexico Academy and Central School Board of Education



Mexico High School's Tiger Terrace in mid-April filled 36 orders of take-home lasagna meals including salad and bread that all of their students helped prepare. Pictured are Becky Humphrey and Heather Fravor preparing the lasagna. Tiger Terrace teachers are hopeful they can do another take-home meal before the end of the year.

2021 - 2022 SCHOOL BUDGET SPECIAL SECTION

BUDGET VOTE and SCHOOL BOARD ELECTIONS

Tuesday, May 18 • Noon - 9 p.m.

Mexico, New Haven and Palermo Elementary Schools

Voters will be asked to decide upon three (3) propositions, including the adoption of the proposed budget for the school year commencing July 1, 2021 and ending June 30, 2022, and to elect two (2) Board of Education members.

PROPOSITION – THE BUDGET

Shall the Board of Education of the Mexico Academy and Central School District, Mexico, New York, be authorized to expend the sums of money, which will be required for school district purposes for the 2021-2022 School Year, in the total amount of \$59,627,200 (The Budget), and to levy the necessary sum against the taxable real property in the School District.

PROPOSITION II

Shall the Board of Education purchase and finance five (5) student transportation vehicles at an estimated cost not to exceed \$600,000, including necessary furnishings, fixtures and equipment and all other costs incidental thereto and to expend a total sum not to exceed \$600,000, which is estimated to be the total maximum cost thereof, and levy a tax for the foregoing in the amount of \$600,000, which shall be levied and collected in annual installments in such years and in such amounts as may be determined by the Board of Education and in anticipation of the collection of such tax, bonds and notes of the District are hereby authorized to be issued at one time or from time to time in the principal amount not to exceed \$600,000, and a tax is hereby voted to pay the interest on said obligations when due.

PROPOSITION III

To elect two (2) members to the Board of Education for three (3) year terms (7/1/21- 6/30/24).

School Board Candidates:

TWO (2) THREE-YEAR VACANCIES (VOTE FOR TWO)

AMY SHAW

AUTUMN PIGEON

CHAD BIGELOW

COMING SOON!

Check out our Class of 2021 banners throughout the village of Mexico during the month of June!

CLASS OF 2021		CLASS OF 2021	
 <i>Mariah</i> HOEY	 <i>Camrin</i> HOLLAND	 <i>Brian</i> MOHR II	 <i>Caleb</i> MONSON
 <i>Emma</i> HYDE	 <i>Eric</i> HYDE	 <i>Dylan</i> MORENO	 <i>Mia</i> MORRIS

2021 - 2022 School Budget Vote and School Board Elections

PROPOSED BUDGET

	2020-21 ADOPTED BUDGET	2021-22 PROPOSED BUDGET
General Support		
Board of Education	\$38,150	\$40,750
Central Admin	\$261,500	\$247,274
Finance	\$473,540	\$535,280
Staff (inc. Legal)	\$582,595	\$592,677
Central Services	\$ 4,902,104	\$5,039,497
Special Items	\$1,165,803	\$1,238,385
Total General Support	\$7,423,692	\$7,693,863
Instruction		
Administratrrion & Improvement	\$1,788,545	\$1,838,876
Teaching	\$22,148,258	\$22,565,446
Instructional Media	\$2,497,236	\$2,613,020
Pupil Services	\$2,686,354	\$2,713,821
Total Instruction	\$29,120,393	\$29,731,163
Pupil Transportation		
Total Pupil Transportation	\$3,133,792	\$3,249,551
Community Service		
Total Community Service	\$146,000	\$148,150
Undistributed		
Employee Benefits	\$12,628,639	\$13,596,258
Debt Service	\$5,166,684	\$5,208,215
Total Undistributed	\$17,795,323	\$18,804,473
GRAND TOTAL	\$57,619,200	\$59,627,200

REVENUE

	2020-2021 REVENUE	2021-2022 REVENUE
State Aid	\$32,097,952	\$33,404,560
PILOT/Reserves/Other	\$11,397,500	\$11,415,010
Taxes	\$12,568,748	\$12,807,630
Fund Balance	\$1,555,000	\$2,000,000
TOTAL	\$57,619,200	\$59,627,200

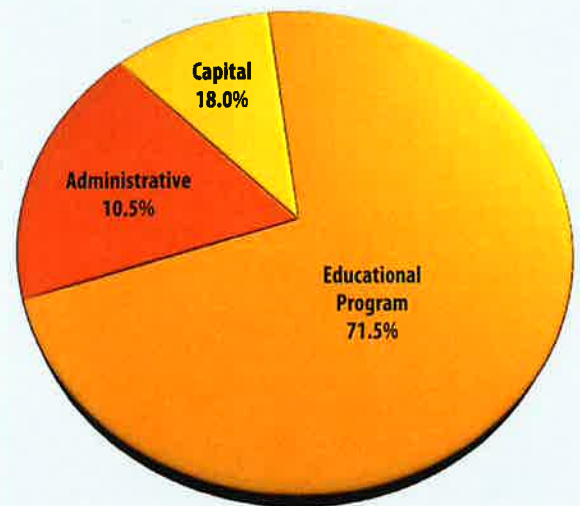
The Three-Component Budget

The state legislation which requires the state's school districts to have a public budget vote, includes the requirement that the budget be divided up into three components: program, capital, and administration. (see chart below)

Administration Budget: This section includes central administration and school offices, along with clerical support, salaries and benefits and related expenses of all school administrators, board of education expenses for planning, legal expenses and other administrative activities.

Educational Program Budget: This portion covers teacher salaries, school supplies and all related educational costs.

Capital Budget: Refers to all facilities costs such as leases, annual debt service, custodial salaries and benefits, service contracts, custodial supplies, maintenance and repair of facilities and utilities.



BUDGET HEARING

Tuesday, May 11
at 6 p.m.

VISIT www.mexicocsd.org for meeting details

BUDGET NOTICE

Overall Budget Proposal	Budget Adopted for the 2020-21 School Year	Budget Proposed for the 2021-22 School Year	Contingency Budget for the 2021-22 School Year *
Total Budgeted Amount, Not Including Separate Propositions	\$ 57,619,200	\$ 59,627,200	\$ 59,313,400
Increase/Decrease for the 2021-22 School Year		\$ 2,008,000	\$ 1,694,200
Percentage Increase/Decrease in Proposed Budget		3.48 %	2.94%
Change in the Consumer Price Index		1.23%	
A. Proposed Levy to Support the Total Budgeted Amount	\$12,568,748	\$12,807,631	
B. Levy to Support Library Debt, if Applicable	\$	\$	
C. Levy for Non-Excludable Propositions, if Applicable **	\$	\$	
D. Total Tax Cap Reserve Amount Used to Reduce Current Year Levy	\$	\$	
E. Total Proposed School Year Tax Levy (A + B + C - D)	\$12,568,748	\$12,807,631	
F. Total Permissible Exclusions	\$ 971,862	\$ 904,406	
G. School Tax Levy Limit, <u>Excluding</u> Levy for Permissible Exclusions	\$12,002,788	\$11,903,225	
H. Total Proposed School Year Tax Levy, <u>Excluding</u> Levy to Support Library Debt and/or Permissible Exclusions (E – B – F + D)	\$11,596,886	\$11,903,225	
I. Difference: G – H (Negative Value Requires 60.0% Voter Approval – See Note Below Regarding Separate Propositions) **	\$ 405,902	\$ 0	
Administrative Component	\$6,051,033	\$6,266,483	\$6,243,501
Program Component	\$41,077,782	\$42,618,732	\$42,365,586
Capital Component	\$10,490,385	\$10,741,985	\$10,704,313

* Should the proposed budget be defeated twice, pursuant to Section 2023 of the Education Law, the Board of Education must adopt a contingent budget. The following items are excluded from a contingent budget: most equipment purchases, certain student supplies, non-essential maintenance, transportation of students under mileage limits set by state law, and public use of school building and grounds, except where there is no cost to the District. In light of the Property Tax Cap, under contingency the school district can levy no more taxes than the amount of taxes levied in the prior school year by the district.

** List Separate Propositions that are not included in the Total Budgeted Amount: (Tax Levy associated with educational or transportation services propositions are not eligible for exclusion and may affect voter approval requirements)

PROPOSITION - STUDENT TRANSPORTATION VEHICLES

Shall the Board of Education purchase and finance five (5) student transportation vehicles at an estimated cost not to exceed \$600,000, including necessary furnishings, fixtures and equipment and all other costs incidental thereto and to expend a total sum not to exceed \$600,000, which is estimated to be the total maximum cost thereof, and levy a tax for the foregoing in the amount of \$600,000, which shall be levied and collected in annual installments in such years and in such amounts as may be determined by the Board of Education and in anticipation of the collection of such tax, bonds and notes of the District are hereby authorized to be issued at one time or from time to time in the principal amount not to exceed \$600,000, and a tax is hereby voted to pay the interest on said obligations when due.

NOTE: Please submit an electronic version (Word or PDF) of this completed form to: emscmqts@nysed.gov	Under the Budget Proposed for the 2021-22 School Year
Estimated Basic STAR Exemption Savings ¹	\$ 582

The annual budget vote for the fiscal year 2021-22 by the qualified voters of the Mexico Academy & Central school district, Oswego County, New York, will be held at District Elementary school(s) in said district on Tuesday, May 18, 2021 between the hours of noon and 9:00pm, prevailing time in the District Elementary school(s), at which time the polls will be opened to vote by voting ballot or machine.

1. The basic school tax relief (STAR) exemption is authorized by section 425 of the Real Property Tax Law.

TAX LEVY AND CAP

Tax Levy 2020-21		\$ 12,568,748
Tax Base Growth Factor		1.0043
PILOTs Receivable FYE 2021	+	\$ 9,039,000
Tort Exclusion Amount Claimed in FYE 2021		-
Capital Tax Levy Exclusion FYE 2021 (Includes BOCES Capital Exemptions)	-	\$ 971,862
Allowable Levy Growth Factor		1.0123
PILOTs Receivable FYE 2022	-	\$ 9,041,190
Available Carryover from FYE 2021	+	-
Tax Levy Limit Before Adjustments/Exclusions		\$ 11,903,225
Tort Exclusion		-
Capital Tax Levy Exclusion FYE2022 (Includes BOCES Capital Exemptions)	+	\$904,406
Teachers' Retirement System Exclusion		-
Employees' Retirement System Exclusion		-
Total Exclusions		\$904,406
MACS 2021-2022 Tax Levy Limit, With Exclusions		\$ 12,807,631
		1.90% Increase

MACS TAX BILL EXAMPLE FOR PROPOSED TAX LEVY INCREASE

EXAMPLE OF AVERAGE TAX BILL AT FULL VALUE

	2020-21	2021-22	Average Increase
Average Assessment	\$111,000	\$111,000	
Rate per thousand	\$19.01	\$19.38	\$0.37
Total Tax Bill	\$2,110	\$2,151	\$41

**This example shows the levy impact only and does not adjust for equalization rates less than 100%.*

BUDGET VOTE & SCHOOL BOARD ELECTION

WHEN: May 18, 2021

HOW: Noon to 9 p.m. at district elementary schools

VOTERS FOR DISTRICT VOTES MUST POSSESS THE FOLLOWING QUALIFICATIONS TO REGISTER:

- Be a citizen of the United States
- Be at least eighteen (18) years of age
- Be a resident of the District for a period of at least 30 days prior to the day of the vote
- Who is not otherwise ineligible to vote under the provisions of section 5-106 of the Election Law

Voters can vote in-person or request an absentee ballot application (COVID-19 is a valid reason to request an absentee ballot).

If there is a qualified voter who is not registered with Oswego County Board of Elections or has not voted in an annual or special school election in the last four years, contact the District Clerk Harmony M. Rice by email at HRice@mexicocsd.org or call 315-963-8400 ext. 5401.

To be counted, completed absentee ballots must be received in the Office of the District Clerk by 5 p.m. on May 18, 2021.

Proud to be MACS



Laura Hyde, February 2021

The Board of Education honored counselor Laura Hyde as its February 2021 Proud to be MACS recipient.

Laura was born in Buffalo but moved to North Java in western New York after the third grade. After her sophomore year, her family relocated to Scriba and recalled a highlight of her first day at MACS when her future husband Eric slid over to give her

a seat on the bus.

She graduated from MACS in 1987 and played softball while at Onondaga Community College, and graduated from Bryant and Stratton. She worked a variety of jobs including Fay's Drugs, a former area pharmacy, where she would work with Eric, whom she would marry in 1992.

Her children, Eric Jr. and Emma, are currently seniors at Mexico High School.

After obtaining an associate degree from Cayuga Community college, she then obtained a psychology degree and master's in school counseling from SUNY Oswego.

After working for Fulton City School District for four years, Laura joined MACS in 2017.

"It is no secret that our guidance counselors are stretched thin," said nominator and colleague Shannon Bigelow. "There are so many demands on them - now more than ever, with more and more students in need of mental health support on top of other typical guidance. Laura's contributions are not measurable in single events, because she reaches students and impacts their lives many times daily."

As for the favorite part of her job, Laura stated that it is working with students and reviewing, not only their academic needs but their social and emotional ones as well. She wants her students to feel supported.



Mark Buchanan, March 2021

Mark Buchanan, an itinerant computer education specialist who supports MACS through CiTi BOCES, was honored as the March 2021 Proud to be MACS recipient.

Mark grew up and graduated from the nearby North Rose-Wolcott school district and attended SUNY Oswego, earning a bachelor's degree in secondary education with a mathematics concentration. He also earned his master's degree in curriculum from SUNY Oswego.

He began his education career with Phoenix Central School District in 1994, and during those years Mark would eventually teach a computer programming class as well as a math/tech class.

Mark would remain at Phoenix until 2010 when he desired a change in climate moving to Fayetteville, N.C., and teaching at an inner-city school, Pine Forrest High School.

While at Pine Forest, Mark completed a certificate in administration from Western Carolina University. He noted one of his major accomplishments was becoming more creative and mindful as a teacher due to working with inner-city students, whose obstacles and challenges were enormous. Mark developed a mentoring program for the students.

In 2015, Mark started at CiTi BOCES and currently works with the elementary schools at MACS along with the Phoenix district.

"Mark is an amazing teacher! Mark has helped me, as well as many others, as we navigate this new normal," nominator Debbie Reuter of Palermo Elementary wrote. "Mark is extremely knowledgeable, kind and patient. For me, I am not so sure I could help my students as well as I am able to without all that Mark has taught me and continues to teach me."

As for Mark's favorite part of his job, he loves the people that he works with, especially witnessing the creative ideas emanating from district staff involving the use of technology.

MACS Alumni Association Annual Dinner and Meeting is June 12

The MACS Alumni Association's annual dinner/meeting will take place on Saturday, June 12, 2021 at The Eis House Lodge located at 144 Academy St., Mexico, N.Y.

The dinner/meeting will start with a cash bar social hour at 4 p.m. A turkey buffet dinner will be served around 5:30 p.m. Cakes provided by Damiano's Eatery will be served for dessert.

Recognition of alumni from the classes whose years end in 0/1 and 5/6 will occur; those guests will receive MACS Alumni Association coffee mugs.

Several MACS Alumni Association Scholarships will be awarded as well as awards to the Class of 2021 valedictorian and salutatorian.

Retired Superintendent of Buildings and Grounds Edward McCarty will be inducted into the MACS Alumni Association Hall of Fame.

MACS Superintendent Dr. Donna Runner will provide a State of the District address and Mexico High School

Principal Ryan Lanigan will provide highlights from the year at the high school.

The cost of the dinner is \$18.50 per person. Also, if you are an alumnus, please add \$4 for association dues to the reservation as this helps to defray the cost of postage for the spring newsletter and the cost of dinners for guests (student scholarship recipients, honorees, etc.)

Please make checks payable to MACS Alumni Association and mail to Karen Brown, 117 Middle Road, Oswego, NY 13126. To assist with food preparation, please mail your reservation by Saturday, June 4, 2021.

As a reminder, attendees to the dinner/meeting do not have to be graduates. Anyone with an interest in the MACS district is welcome.

Finally, to comply with COVID-19 restrictions, proof of a vaccination or a negative COVID test will be required at check-in at the door and masks must be worn when not eating or drinking.

RESERVATIONS FOR THE 194th MACS ALUMNI BANQUET

June 12, 2021 at 4 p.m.

The Eis House • 144 Academy Street • Mexico, N.Y.

Dinner: \$18.50 per person

Please respond by June 4, 2021

Name _____ Class of _____

E-Mail Address _____

Enclosed:

Alumni Dues \$4.00 Banquet Reservation \$18.50

Dues Banquet Reservation(s) \$ _____

MACS Alumni Scholarship Donation: \$ _____

Total: \$ _____

Make checks payable to: MACS Alumni Association and mail to: Karen Brown • 117 Middle Road • Oswego, N.Y. 13126

BOARD OF EDUCATION

James Emery - *President*
Darlene Upcraft - *Vice President*
Chad Bigelow
Dennis Brooks Jr.
Connie Douglas
Amy Shaw
Susan Teifke
Tyler Yankee - *Student Representative*

SUPERINTENDENT OF SCHOOLS

Dr. Donna Runner
16 Fravor Road • Mexico, NY 13114
963-8400 Ext. 5401 • www.mexicocsd.org

f MACSPride

@MACSPride



Mexico Academy & Central School

16 Fravor Road
Mexico, NY 13114

NON PROFIT
U.S. POSTAGE PAID
PERMIT NO. 2
MEXICO, NY 13114

Box Holder
Local Postal Patron

The following person has been designated to handle inquiries regarding the non-discrimination policies: Elizabeth DiCosimo, 16 Fravor Road, Suite A, Mexico, NY 13114, 315-963-8400 x5413 or 315-402-8068. Inquiries concerning the application of the Mexico Academy & Central Schools non-discrimination policies may also be referred to the U.S. Department of Education, Office for Civil Rights (OCR), 32 Old Slip, 26th Floor, New York, NY 10005, telephone (646) 428-3800 (voice) or (800) 877-8339 (TTY).

MACS students compete in Battle of the Books

CONGRATULATIONS TO ALL OUR COMPETITORS WHO PUT IN HOURS OF HARD WORK! #MACSPride

New Haven Elementary, coached by Kelly Cullen

1st Place (Advanced to Super Regional Battle): McKenzie Bristol, Isabel Clark and Molly Taber

2nd Place: Hayzley Clemens, Owen Larrabee and Mason Russell

3rd Place: Michael Fleming, Anna Hill and Conway Turnbull High School, coached by Nicole Nicosia

3rd Place (Super Regional Battle): Gwendolyn Boulais and Joseph Boulais who finished third at the 2021 O2CM BOCES School Library System Regional Super Battle of the Books.



New Haven, 1st Place



New Haven, 2nd Place



New Haven, 3rd Place



HS Super Regional Team

MACS CLASS OF 2021 TOP 10!

Tyler Yankee



Tyler Yankee, Valedictorian
Lyle Trimble, Salutatorian

3. Libby Sheldon

4. Brian Mohr II

5. Ashleigh Anderson

6. Brynn Wills

7. Anna Bigelow

8. Logan LaFlamm

9. Anna Pluff

10. Gwendolyn Boulais

Lyle Trimble



BUDGET VOTE

WHEN:

Tuesday, May 18, 2021

HOW:

Noon to 9 p.m. at the three elementary school polling sites for MACS

Look up your poll site under resources on our home page, MexicoCSD.org.

Component	Adopted Budget 2020-2021	Proposed Budget 2021-2022		
ADMINISTRATIVE				
Board of Education	\$ 38,150	\$ 40,750	\$ 2,600	6.82%
Central Administration, Finance, Personnel	\$ 996,480	\$ 1,051,624	\$ 55,144	5.53%
Instructional Supervision	\$ 1,252,130	\$ 1,287,948	\$ 35,818	2.86%
Curriculum Development	\$ 536,415	\$ 550,931	\$ 14,516	2.71%
Central Services (legal, data processing, printing, mailing, storage)	\$ 995,155	\$ 921,067	\$ (74,088)	-7.44%
Special Items (Insurance, BOCES, etc.)	\$ 1,145,803	\$ 1,218,385	\$ 72,582	6.33%
Employee Benefits	\$ 1,086,900	\$ 1,195,778	\$ 108,878	10.02%
TOTAL ADMINISTRATIVE	\$ 6,051,033	\$ 6,266,483	\$ 215,450	3.56%
	10.5%	10.5%		

Component	Adopted Budget 2020-2021	Proposed Budget 2021-2022		
EDUCATIONAL PROGRAM				
Teaching - Regular & Special Schools	\$ 21,998,259	\$ 22,405,448	\$ 407,189	1.85%
Instructional Media (Libraries, CAI, A/V, Supplies)	\$ 4,053,763	\$ 4,177,768	\$ 124,005	3.06%
Pupil Services (Attendance, Guidance, Health, Psychologist, Clubs, Athletics)	\$ 1,129,827	\$ 1,149,071	\$ 19,244	1.70%
Other Educational (Recreation, Civic, Legal)	\$ 146,000	\$ 241,650	\$ 95,650	65.51%
Pupil Transportation	\$ 3,133,793	\$ 3,249,551	\$ 115,758	3.69%
Transfers to Federal Fund (Summer ESY)	\$ 150,000	\$ 160,000	\$ 10,000	6.67%
Employee Benefits	\$ 10,466,140	\$ 11,235,244	\$ 769,104	7.35%
TOTAL EDUCATIONAL PROGRAM	\$ 41,077,782	\$ 42,618,732	\$ 1,540,950	3.75%
	71.3%	71.5%		

Component	Adopted Budget 2020-2021	Proposed Budget 2021-2022		
CAPITAL				
Operations and Maintenance	\$ 4,228,104	\$ 4,348,538	\$ 120,434	2.85%
Debt Service (Debt Service)	\$ 5,166,684	\$ 5,208,215	\$ 41,531	0.80%
Judgements, Claims, Property Tax Refunds	\$ 20,000	\$ 20,000	\$ -	0.00%
Transfers to Capital/Debt Service Funds	\$ -	\$ -	\$ -	#DIV/0!
Employee Benefits	\$ 1,075,597	\$ 1,165,232	\$ 89,635	8.33%
TOTAL CAPITAL	\$ 10,490,385	\$ 10,741,985	\$ 251,600	2.40%
	18.2%	18.0%		

TOTAL BUDGET	\$ 57,619,200	\$ 59,627,200	\$ 2,008,000	3.48%
---------------------	----------------------	----------------------	---------------------	--------------

Component	Adopted Budget 2020-2021	Proposed Budget 2021-2022	Dollar Increase (Decrease)	%
Administrative	\$ 6,051,033	\$ 6,266,483	\$ 215,450	3.56%
Educational Program	\$ 41,077,782	\$ 42,618,732	\$ 1,540,950	3.75%
Capital	\$ 10,490,385	\$ 10,741,985	\$ 251,600	2.40%
TOTAL BUDGET	\$ 57,619,200	\$ 59,627,200	\$ 2,008,000	3.48%

****Please use Chrome or Firefox browsers when entering the Business Portal to complete the PTRC. Internet Explorer is NOT recommended.****

Note: Some data elements of the Property Tax Report Card have been revised or renamed to more closely follow the Property Tax Cap calculations districts complete on the Office of the State Comptroller website. Please see the Help text above for definitions. Additional guidance on the Property Tax Levy Limit is available on the Office of Educational Management Services website:
<http://www.p12.nysed.gov/mgtserv/propertytax/taxcap/>.

Please also submit an electronic version (PDF or Word) of your school district's 2021-22 Budget Notice to: emscmgt@nysed.gov. This will enable us to help correct any formula or data entry discrepancy quickly.

Notice: The Enacted Budget allows school districts to establish a reserve fund for NYS Teachers' Retirement System Contributions, effective immediately. This reserve, if applicable, should be reported in the Schedule of Reserves under 'Other Reserve' and with a description that says: "To fund employer retirement contributions to the New York State Teachers' Retirement System (TRS)."

Form Due - April 26, 2021

Form Preparer Name:
Preparer's Telephone Number:

SHEILLA ROTH
315-963-8400

<u>Shaded Fields Will Calculate</u>	Budgeted 2020-21 (A)	Proposed Budget 2021-22 (B)	Percent Change (C)
Total Budgeted Amount, not including Separate Propositions	57,619,200	59,627,200	3.48 %
A. Proposed Tax Levy to Support the Total Budgeted Amount ¹	12,568,748	12,807,631	
B. Tax Levy to Support Library Debt, if Applicable			
C. Tax Levy for Non-Excludable Propositions, if Applicable ²			
D. Total Tax Cap Reserve Amount Used to Reduce Current Year Levy, if Applicable			
E. Total Proposed School Year Tax Levy (A+B+C-D)	12,568,748	12,807,631	1.90 %
F. Permissible Exclusions to the School Tax Levy Limit	971,862	904,406	
G. School Tax Levy Limit, <u>Excluding</u> Levy for Permissible Exclusions ³	12,002,788	11,903,225	
H. Total Proposed Tax Levy for School Purposes, <u>Excluding</u> Permissible Exclusions and Levy for Library Debt, Plus Prior Year Tax Cap Reserve (E-B-F+D)	11,596,886	11,903,225	
I. Difference: (G-H);(negative value requires 60.0% voter approval) ²	405,902	0	
Public School Enrollment	1,853	1,857	0.22 %
Consumer Price Index			1.23 %

¹ Include any prior year reserve for excess tax levy, including interest.

² Tax levy associated with educational or transportation services propositions are not eligible for exclusion under the School Tax Levy Limit and may affect voter approval requirements.

Tax Certiorari	TAX CERTIORARI	For tax certiorari settlements.	1,112,539	1,113,057	\$1,113,057
Reserve for Insurance Recoveries		For unexpended proceeds of insurance recoveries at fiscal year end.			
Employee Benefit Accrued Liability	EBALR	For accrued 'employee benefits' due to employees upon termination of service.	4,370,779	4,373,097	\$0
Retirement Contribution	ERS	For employer retirement contributions to the State and Local Employees' Retirement System.	1,651,462	1,652,338	376190
Reserve for Uncollected Taxes		For unpaid taxes due certain city school districts not reimbursed by their city/county until the following fiscal year.			
Single Other Reserve	NUCLEAR FACILITY TAX STABILIZATION RESERVE	To assist with negative tax impact of changes with local nuclear power facility.	25,448,802	25,462,294	\$0
Single Other Reserve	TRS RESERVE	For employer retirement contributions to the NYS Teachers' Retirement System.	474,078	474,330	\$75,000
Single Other Reserve	LIABILITY RESERVE	To cover incurred liability claims	944,178	944,678	\$0

*** NYSED Reserve Guidance:**

http://www.p12.nysed.gov/mgtserv/accounting/docs/reserve_funds.pdf

OSC Reserve Guidance:

<http://osc.state.ny.us/localgov/pubs/listacctg.htm#reservefunds>

****Provide a brief, but specific, statement of the planned use and appropriation for the reserve in SY 2021-22. Mention any capital expenditures that will need to be voted upon in the upcoming Budget Vote.**

Save	Reset	Save & Ready
------	-------	--------------

MEXICO CSD - NEW YORK STATE REPORT CARD [2019 - 20]

The New York State Report Card is an important part of the Board of Regents' effort to create educational equity and raise learning standards for all students. Knowledge gained from the report card on a school's or district's strengths and weaknesses can be used to improve instruction and services to students. The report card provides information to the public on school/district staff, students, and measures of school and district performance as required by the Every Student Succeeds Act (ESSA). Fundamentally, ESSA is about creating a set of interlocking strategies to promote educational equity by providing support to districts and schools as they work to ensure that every student succeeds. New York State is committed to ensuring that all students succeed and thrive in school no matter who they are, where they live, where they go to school, or where they come from.

Due to COVID - 19 and resulting changes to New York State testing, accountability, and federal reporting requirements, 2020-21 district and school accountability statuses are the same as those assigned for the 2019-20 school year. For informational purposes, graduation rates for the Secondary Graduation Rate indicator using lagged 2018-19 data are reported. Spring 2020 standardized state assessments, including the June 2020 Regents examinations, were canceled and are, thus, not reported. For detailed information on requirement changes, please see the U.S. Department of Education-approved waiver and the memorandum from the Office of Accountability entitled " 2019-20 Accountability Implications to Address the COVID-19 Crisis ."

2020-21 ACCOUNTABILITY STATUS BASED ON 2018-19 DATA

Per the U.S. Department of Education-approved waiver, districts and schools, including subgroups, will maintain in the 2020-21 school year the same accountability status assigned for the 2019-20 school year with no progress determinations. For more information, please see the memorandum from the Office of Accountability entitled, "2019-20 Accountability Implications to Address the COVID-19 Crisis." The 2020-21 Accountability status may differ from the 2019-20 status as a result of a school reconfiguration. Schools that newly opened for the 2020-21 school year will not be displayed.

GOOD STANDING

Subgroup	Status
All Students	Good Standing
White	Good Standing
Students with Disabilities	Good Standing
Economically Disadvantaged	Good Standing

SECONDARY GRADUATION RATE

Accountability graduation rate data are provided for informational purposes only in 2019-20 and are not used to make district or school accountability status determinations for the 2020-21 school year. For more information, please see the memorandum from the Office of Accountability entitled, "2019-20 Accountability Implications to Address the COVID-19 Crisis."

Subgroup	Cohort	Number In Cohort	Grad Rate
	5-Year	37	78.4%
	6-Year	48	66.7%
Economically Disadvantaged	4-Year	81	80.2%
	5-Year	95	87.4%
	6-Year	88	86.4%

© COPYRIGHT NEW YORK STATE EDUCATION DEPARTMENT, ALL RIGHTS RESERVED.

THIS DOCUMENT WAS CREATED ON: MAY 3, 2021, 10:57 AM EST

Per the U.S. Department of Education-approved waiver, districts and schools, including subgroups, will maintain in the 2020-21 school year the same accountability status assigned for the 2019-20 school year with no progress determinations.

Subgroup	Status
All Students	Good Standing
Hispanic or Latino	Good Standing
Multiracial	Good Standing
White	Good Standing
Students with Disabilities	Good Standing
Economically Disadvantaged	Good Standing

SECONDARY STATUSES BY SUBGROUP

Per the U.S. Department of Education-approved waiver, districts and schools, including subgroups, will maintain in the 2020-21 school year the same accountability status assigned for the 2019-20 school year with no progress determinations.

Subgroup	Status
All Students	Good Standing
White	Good Standing
Students with Disabilities	Good Standing
Economically Disadvantaged	Good Standing

SECONDARY GRADUATION RATE

Accountability graduation rate data are provided for informational purposes only in 2019-20 and are not used to make district or school accountability status determinations for the 2020-21 school year. For more information, please see the memorandum from the Office of Accountability entitled, "2019-20 Accountability Implications to Address the COVID-19 Crisis."

NATIONAL ASSESSMENT OF EDUCATION PROGRESS (NAEP) RESULTS (2018-19)

National Assessment of Education Progress (NAEP) are reported for statewide (New York State) and national results only. District- and school-level results are not reported for NAEP.

NEW YORK STATE NAEP GRADE 4

SUBGROUP	READING				MATH			
	BELOW BASIC	BASIC	PROFICIENT	ADVANCED	BELOW BASIC	BASIC	PROFICIENT	ADVANCED
All Students	34	31	26	8	24	40	29	8
Students with Disabilities	73	18	7	1	61	30	7	2
American Indian or Alaska Native	*	*	*	*	*	*	*	*
Asian	21	27	34	17	8	23	43	26
Native Hawaiian/Other Pacific Islander	*	*	*	*	*	*	*	*
Black or African American	53	31	14	2	43	40	16	1
Hispanic or Latino	45	32	19	4	33	45	19	2
White	24	32	33	11	14	39	38	9
Multiracial	24	23	35	18	15	42	31	12
Limited English Proficient	78	17	4	*	51	40	8	1
Economically Disadvantaged	49	31	17	3	33	43	21	3

NATIONAL NAEP GRADE 8

SUBGROUP	READING				MATH			
	BELOW BASIC	BASIC	PROFICIENT	ADVANCED	BELOW BASIC	BASIC	PROFICIENT	ADVANCED
All Students	28	39	29	4	32	35	23	10
Students with Disabilities	64	27	8	1	68	23	7	2
American Indian or Alaska Native	40	41	19	1	48	37	13	3
Asian	13	30	43	13	12	24	31	33
Native Hawaiian/Other Pacific Islander	38	38	23	2	47	34	15	4
Black or African American	47	39	14	1	54	33	11	2
Hispanic or Latino	38	40	20	1	43	37	16	3
White	19	39	36	5	21	36	30	13
Multiracial	24	40	31	5	28	36	25	11
Limited English Proficient	73	24	3	*	73	22	4	1
Economically Disadvantaged	40	40	18	1	46	36	15	3

*There are not sufficient data for this subgroup.

EXPENDITURES PER PUPIL (2019-20)

For detailed information, please see Financial Transparency Report.

	Pupil Count	Federal		State & Local		Total	
		Expenditures	Expenditures Per Pupil	Expenditures	Expenditures Per Pupil	Expenditures	Expenditures Per Pupil
This District	2,052	\$1,381,393	\$673	\$43,300,347	\$21,102	\$44,681,740	\$21,775
Statewide	2,638,949	\$2,632,354,668	\$998	\$57,627,620,079	\$21,837	\$60,259,974,747	\$22,835

FISCAL ACCOUNTABILITY SUMMARY (2018 - 19)

INFORMATION ABOUT EXPENDITURE RATIOS (2017 - 18)

(Data are lagged a year.)

Commissioner's Regulations require that certain expenditure ratios for general-education and special-education students be reported and compared with ratios for similar districts and all public schools. The required ratios for this district are reported below.

The numbers used to compute the statistics on this page were collected on the State Aid Form A, the State Aid Form F, the School District Annual Financial Report (ST-3), and from the Student Information Repository System (SIRS).

THIS SCHOOL DISTRICT

GENERAL EDUCATION

SPECIAL EDUCATION

INSTRUCTIONAL EXPENDITURES

INSTRUCTIONAL EXPENDITURES

▼
\$24,498,545

▼
\$10,729,263

PUPILS

PUPILS

▼
1,952

▼
317

EXPENDITURES PER PUPIL

EXPENDITURES PER PUPIL

▼
\$12,550

▼
\$33,846

SIMILAR DISTRICT GROUP AVERAGE NEED/RESOURCE CAPACITY

GENERAL EDUCATION

SPECIAL EDUCATION

ALL SCHOOL DISTRICTS

GENERAL EDUCATION

INSTRUCTIONAL EXPENDITURES

▼
\$35,536,250,285

PUPILS

▼
2,658,466

EXPENDITURES PER PUPIL

▼
\$13,367

SPECIAL EDUCATION

INSTRUCTIONAL EXPENDITURES

▼
\$15,830,085,081

PUPILS

▼
489,198

EXPENDITURES PER PUPIL

▼
\$32,359

Instructional Expenditures for General Education are K-12 expenditures for classroom instruction (excluding Special Education) plus a proration of building level administrative and instructional support expenditures. These expenditures include amounts for instruction of students with disabilities in a general-education setting. District expenditures, such as transportation, debt service and district-wide administration are not included.

The pupil count for General Education is K-12 average daily membership plus K-12 pupils for whom the district pays tuition to another school district. This number represents all pupils, including those classified as having disabilities and those not classified, excluding only students with disabilities placed out of district. Pupils resident in the district but attending a charter school are included. For districts in which a county jail is located, this number includes incarcerated youth to whom the district must provide an education program.

Instructional Expenditures for Special Education are K-12 expenditures for students with disabilities (including summer special education expenditures) plus a proration of building-level administrative and instructional support expenditures. District expenditures, such as transportation, debt service and district-wide administration are not included.

The pupil count for Special Education is a count of K-12 students with disabilities for the school year plus students for whom the district receives tuition from another district plus students for whom the district pays tuition to another district. Students attending the State schools at Rome and Batavia, private placements and out-of-state placements are included.

INFORMATION ABOUT STUDENTS WITH DISABILITIES (2018 - 19)

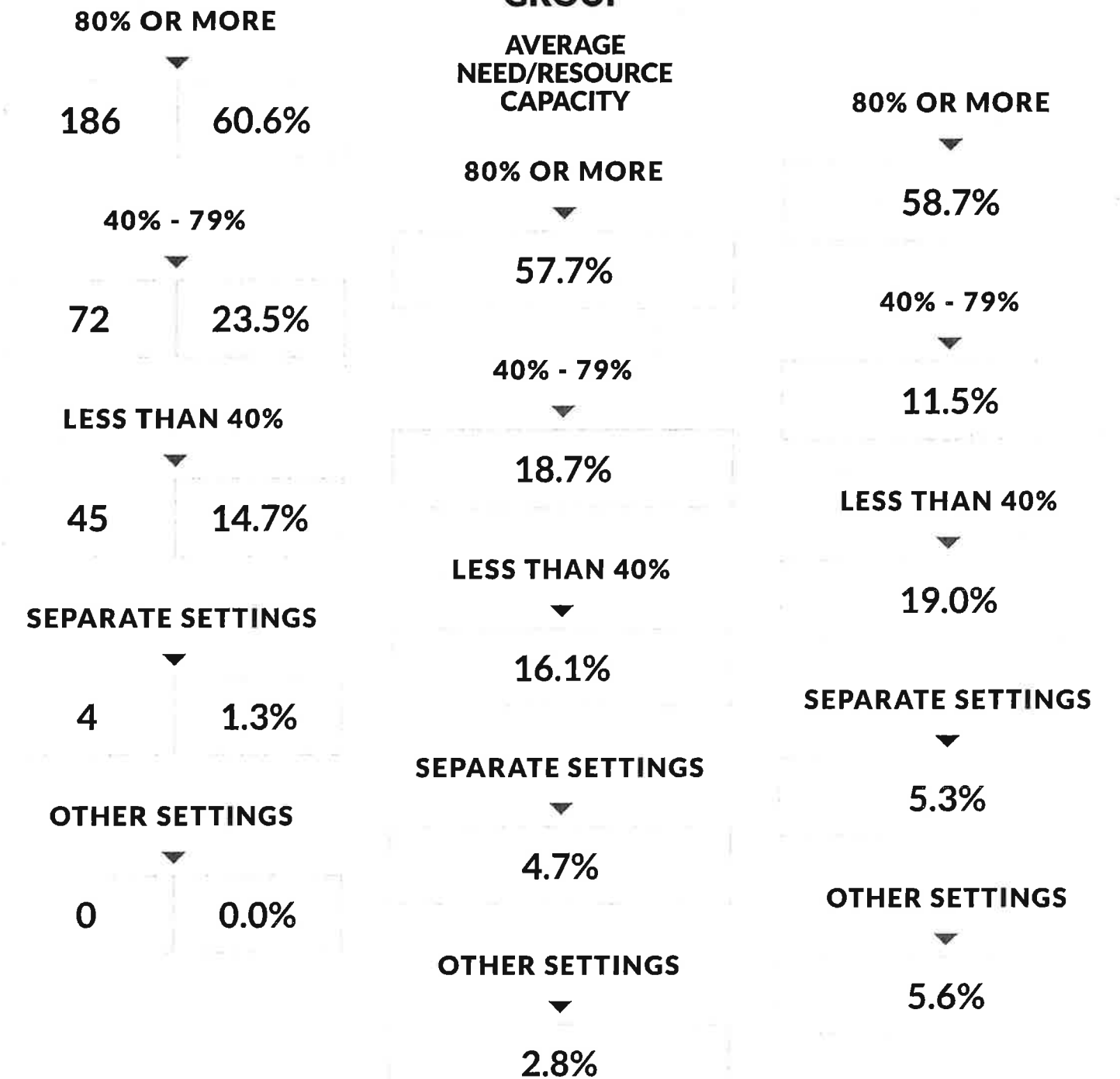
Commissioner's Regulations require reporting students with disabilities by the percent of time they are in general education classrooms and the classification rate of students with disabilities. These data are to be compared with percentages for similar districts and all public schools. The required percentages for this district are reported below.

STUDENT PLACEMENT (PERCENT OF TIME INSIDE REGULAR CLASSROOM)

THIS SCHOOL DISTRICT

SIMILAR DISTRICT GROUP

NY STATE



Equalized Total Assessed Value 1,352,507,276

School District - 353401 Mexico

Exemption Code	Exemption Name	Statutory Authority	Number of Exemptions	Total Equalized Value of Exemptions	Percent of Value Exempted
12100	NYS - GENERALLY	RPTL 404(1)	7	2,286,426	0.17
13100	CO - GENERALLY	RPTL 406(1)	15	5,403,296	0.40
13500	TOWN - GENERALLY	RPTL 406(1)	25	4,461,573	0.33
13650	VG - GENERALLY	RPTL 406(1)	11	9,821,162	0.73
13730	VG O/S LIMITS - SPECIFIED USES	RPTL 406(2)	3	584,021	0.04
13740	VG O/S LIMITS - SEWER OR WATER	RPTL 406(3)	1	3,810	0.00
13800	SCHOOL DISTRICT	RPTL 408	12	30,473,103	2.25
13850	BOGES	RPTL 408	3	15,073,122	1.11
14110	USA - SPECIFIED USES	STATE L 54	1	227,513	0.02
18020	MUNICIPAL INDUSTRIAL DEV AGENC	RPTL 412-a	2	952,381	0.07
21600	RES OF CLERGY - RELIG CORP OWN	RPTL 462	7	1,110,199	0.08
25110	NONPROF CORP - RELIG(CONST PRO	RPTL 420-a	24	4,991,789	0.37
25120	NONPROF CORP - EDUCL(CONST PRO	RPTL 420-a	3	648,775	0.05
25230	NONPROF CORP - MORAL/MENTAL IM	RPTL 420-a	2	779,048	0.06
25300	NONPROF CORP - SPECIFIED USES	RPTL 420-b	9	918,988	0.07
25500	NONPROF MED, DENTAL, HOSP SVCE	RPTL 486	1	365,079	0.03
25900	SYSTEM CODE	STATUTORY AUTH NOT DEFINED	1	48,913	0.00
26100	VETERANS ORGANIZATION	RPTL 452	3	578,344	0.04
26250	HISTORICAL SOCIETY	RPTL 444	3	105,714	0.01
26400	INC VOLUNTEER FIRE CO OR DEPT	RPTL 464(2)	4	1,836,545	0.14
27350	PRIVATELY OWNED CEMETERY LAND	RPTL 446	16	426,645	0.03
27450	ELECTRIC GENERATING FACILITIES	RPTL 485	3	605,465,852	44.77
28540	NOT-FOR-PROFIT HOUS CO - HOSTE	RPTL 422	1	235,238	0.02
41300	PARAPLEGIC VETS	RPTL 458(3)	1	152,174	0.01
41400	CLERGY	RPTL 460	6	9,261	0.00
41700	AGRICULTURAL BUILDING	RPTL 483	38	901,096	0.07
41720	AGRICULTURAL DISTRICT	AG-MKTS L 305	158	3,061,488	0.23
41730	AGRIC LAND-INDIV NOT IN AG DIS	AG MKTS L 306	16	189,283	0.01
41800	PERSONS AGE 65 OR OVER	RPTL 467	4	193,543	0.01
41834	ENHANCED STAR	RPTL 425	809	53,390,606	3.95
41844	En STAR (land belongs to other	RPTL 425	2	55,400	0.00
41854	BASIC STAR 1999-2000	RPTL 425	1,982	59,584,628	4.41
41864	Basic STAR (land belongs to ot	RPTL 425	6	95,913	0.01

School District - 353401 Mexico

Equalized Total Assessed Value 5,694,874

Exemption Code	Exemption Name	Statutory Authority	Number of Exemptions	Total Equalized Value of Exemptions	Percent of Value Exempted
25110	NONPROF CORP - RELIG(CONST PRO	RPTL 420-a	1	19,643	0.34
41700	AGRICULTURAL BUILDING	RPTL 483	1	12,143	0.21
41834	ENHANCED STAR	RPTL 425	7	503,571	8.84
41854	BASIC STAR 1999-2000	RPTL 425	26	826,667	14.52

Total Exemptions Exclusive of System Exemptions:

Total System Exemptions:			35	1,362,024	23.92
Totals:			0	0	0.00
			35	1,362,024	23.92

Values have been equalized using the Uniform Percentage of Value. The Exempt amounts do not take into consideration, payments in lieu of taxes or other payments for municipal services.

Amount, if any, attributable to payments in lieu of taxes: _____

NYS - Real Property System
 County of Oswego
 Town of Mexico - 3534
 Village of Mexico
 SWIS Code - 353401

Assessor's Report - 2020 - Prior Year File
 S495 Exemption Impact Report
 School Detail Report

RPSS221/V04/L001
 Date/Time - 7/27/2020 14:03:22
 Total Assessed Value 111,265,359
 Uniform Percentage 94.50

School District - 353401 Mexico

Equalized Total Assessed Value 117,741,121

Exemption Code	Exemption Name	Statutory Authority	Number of Exemptions	Total Equalized Value of Exemptions	Percent of Value Exempted
41854	BASIC STAR 1999-2000	RPTL 425	178	5,198,668	4.42
Total Exemptions Exclusive of System Exemptions:			312	58,497,844	49.68
Total System Exemptions:			0	0	0.00
Totals:			312	58,497,844	49.68

Values have been equalized using the Uniform Percentage of Value. The Exempt amounts do not take into consideration, payments in lieu of taxes or other payments for municipal services.

Amount, if any, attributable to payments in lieu of taxes: _____

School District - 353401 Mexico

Equalized Total Assessed Value 164,846,802

Exemption Code	Exemption Name	Statutory Authority	Number of Exemptions	Total Equalized Value of Exemptions	Percent of Value Exempted
13100	CO - GENERALLY	RPTL 406(1)	2	21,500	0.01
13500	TOWN - GENERALLY	RPTL 406(1)	2	696,900	0.42
13800	SCHOOL DISTRICT	RPTL 408	1	718,700	0.44
21600	RES OF CLERGY - RELIG CORP OWN	RPTL 462	1	74,800	0.05
25110	NONPROF CORP - RELIG(CONST PRO	RPTL 420-a	3	728,300	0.44
25120	NONPROF CORP - EDUCL(CONST PRO	RPTL 420-a	1	434,700	0.26
25300	NONPROF CORP - SPECIFIED USES	RPTL 420-b	2	315,400	0.19
26100	VETERANS ORGANIZATION	RPTL 452	2	133,900	0.08
26400	INC VOLUNTEER FIRE CO OR DEPT	RPTL 464(2)	1	544,400	0.33
27350	PRIVATELY OWNED CEMETERY LAND	RPTL 446	3	39,700	0.02
41400	CLERGY	RPTL 460	3	4,500	0.00
41700	AGRICULTURAL BUILDING	RPTL 483	6	109,497	0.07
41720	AGRICULTURAL DISTRICT	AG-MKTS L 305	12	279,547	0.17
41730	AGRIC LAND-INDIV NOT IN AG DIS	AG MKTS L 306	9	140,211	0.09
41800	PERSONS AGE 65 OR OVER	RPTL 467	1	35,145	0.02
41834	ENHANCED STAR	RPTL 425	194	12,594,755	7.64
41854	BASIC STAR 1999-2000	RPTL 425	504	14,946,200	9.07
41864	Basic STAR (land belongs to ot	RPTL 425	4	57,190	0.03
42130	FARM OR FOOD PROCESSING LABOR	RPTL 483-d	3	93,200	0.06

Total Exemptions Exclusive of System Exemptions:

Total System Exemptions: 754 31,968,545 19.39
 Totals: 0 0 0.00
 754 31,968,545 19.39

Values have been equalized using the Uniform Percentage of Value. The Exempt amounts do not take into consideration, payments in lieu of taxes or other payments for municipal services.

Amount, if any, attributable to payments in lieu of taxes: _____

Total Assessed Value 255,707
 Uniform Percentage 94.00
 Equalized Total Assessed Value 272,029

School District - 353401 Mexico

Exemption Code	Exemption Name	Statutory Authority	Number of Exemptions	Total Equalized Value of Exemptions	Percent of Value Exempted	
41834	ENHANCED STAR	RPTL 425	1	74,255	27.30	
41854	BASIC STAR 1999-2000	RPTL 425	1	31,915	11.73	
Total Exemptions Exclusive of System Exemptions:				2	106,170	39.03
Total System Exemptions:				0	0	0.00
Totals:				2	106,170	39.03

Values have been equalized using the Uniform Percentage of Value. The Exempt amounts do not take into consideration, payments in lieu of taxes or other payments for municipal services.

Amount, if any, attributable to payments in lieu of taxes: _____

NYS - Real Property System
 County of Oswego
 Town of Scriba
 SWIS Code - 355600

Assessor's Report - 2020 - Prior Year File
 S495 Exemption Impact Report
 School Detail Report

RPS221/04/L001
 Date/Time - 7/27/2020 14:03:22
 Total Assessed Value 614,828,555
 Uniform Percentage 91.00

School District - 353401 Mexico

Equalized Total Assessed Value 675,635,775

Exemption Code	Exemption Name	Statutory Authority	Number of Exemptions	Total Equalized Value of Exemptions	Percent of Value Exempted
12100	NYS - GENERALLY	RPTL 404(1)	1	54,945	0.01
13100	CO - GENERALLY	RPTL 406(1)	2	280,220	0.04
13500	TOWN - GENERALLY	RPTL 406(1)	9	1,615,358	0.24
25110	NONPROF CORP - RELIG(CONST PRO	RPTL 420-a	5	597,144	0.09
27450	ELECTRIC GENERATING FACILITIES	RPTL 485	3	605,465,852	89.61
41720	AGRICULTURAL DISTRICT	AG-MKTS L 305	3	4,240	0.00
41800	PERSONS AGE 65 OR OVER	RPTL 467	1	35,571	0.01
41834	ENHANCED STAR	RPTL 425	86	5,830,402	0.86
41854	BASIC STAR 1999-2000	RPTL 425	185	5,686,406	0.84
49500	SOLAR OR WIND ENERGY SYSTEM	RPTL 487	1	10,989	0.00

Total Exemptions Exclusive of System Exemptions:

Total System Exemptions:

Totals:

296 619,581,127 91.70
 0 0 0.00
 296 619,581,127 91.70

Values have been equalized using the Uniform Percentage of Value. The Exempt amounts do not take into consideration, payments in lieu of taxes or other payments for municipal services.

Amount, if any, attributable to payments in lieu of taxes:

Form Due May 10, 2021

2021-2022 Salary Threshold =
\$143,000

In response to legislative efforts to encourage greater cost sharing in service provision and local government administration, we now provide a section for districts that share administrative staff to highlight these efforts for the upcoming school year. Each sharing district should identify in the form the other district(s) with which they will be sharing administrative staff for school year 2021-2022.

If you will be sharing a Superintendent, list the other district (or districts) in the text box. If you will be sharing other administrative staff required to be reported, please send an email to EMSCMGTS@nysed.gov indicating the title of the staff persons(s) as well as the other district(s) involved in the cost-sharing.

The salaries, benefits and other compensation reported in the form should reflect only the financial support or commitment that your district will be making. They should **not** reflect the total amounts budgeted to be paid by all participating districts over the school year.

Report Estimated Salaries in the Budget for the 2021-2022 School Year

Sections 1608 and 1716 of the Education Law
(Please read the instructions and definitions before completing this form.)

Title	Salary	Employee Benefits	Other Remuneration
1. Superintendent of Schools	158,488	45,319	

Please list the district or districts with which you will be sharing a superintendent (if applicable):

Associate, Assistant and Deputy Superintendents

(Example Titles: Associate Superintendent for Instruction, Deputy Superintendent, Assistant Superintendent for Business, etc.)

2.	ASSIST SUPERINTENDENT FOR TEACHING & LE	145,229	43,827	
3.	ASSIST SUPERINTENDENT FOR CURRICULUM &	122,700	40,047	
4.				
5.				
6.				
7.				
8.				
9.				
10.				
11.				
12.				
13.				
14.				
15.				
16.				
17.				
18.				
19.				
20.				
21.				
22.				
23.				
24.				
25.				
26.				
27.				
28.				
29.				
30.				
31.				
32.				

86.		
87.		
88.		
89.		
90.		
91.		
92.		
93.		
94.		
95.		
96.		
97.		
98.		
99.		
100.		
101.		
102.		
103.		
104.		
105.		
106.		
107.		
108.		
109.		
110.		
111.		
112.		

**Salary: Administrative Compensation Information
460901 - MEXICO CSD**

113.		
114.		
115.		
116.		
117.		
118.		
119.		
120.		
121.		
122.		
123.		
124.		
125.		
126.		
127.		
128.		
129.		
130.		
131.		
132.		
133.		
134.		
135.		
136.		
137.		
138.		
139.		
140.		
141.		
142.		
143.		
144.		
145.		
146.		
147.		

Mexico Academy & Cental Schools
Proposed Budget 2021-2022

2021-2022
Proposed
Budget

Budget Account	Function	Object	Description	Budget
GENERAL SUPPORT				
Board of Education				
Board of Education	1010.400.10.0000	1010	400 Gen. Contractual Expenses	13,000
Board of Education	1010.401.10.0000	1010	401 Travel and Conference	10,000
Board of Education	1010.450.10.0000	1010	450 Instructional Supplies	1,400
Board of Education	1010.490.10.0000	1010	490 BOCES Policy Develpmnt	4,400
Board of Education Subtotal				28,800
District Clerk	1040.160.10.0000	1040	160 Non-Instructional Salaries	7,700
District Clerk	1040.400.10.0000	1040	400 Gen. Contractual Expenses	115
District Clerk	1040.450.10.0000	1040	450 Instructional Supplies	135
District Clerk Subtotal				7,950
District Meeting	1060.400.10.0000	1060	400 Gen. Contractual Expenses	2,000
District Meeting	1060.450.10.0000	1060	450 Instructional Supplies	2,000
District Meeting Subtotal				4,000
Central Administration				
Chief School Administrator	1240.150.10.0000	1240	150 Instructional Salaries	159,650
Chief School Administrator	1240.160.10.0000	1240	160 Non-Instructional Salaries	66,124
Chief School Administrator	1240.162.10.0000			-
Chief School Administrator	1240.400.10.0000	1240	400 Gen. Contractual Expenses	4,000
Chief School Administrator	1240.401.10.0000	1240	401 Travel and Conference	7,500
Chief School Administrator	1240.450.10.0000	1240	450 Instructional Supplies	10,000
Central Administration Subtotal				247,274
Finance				
Bus Admin	1310.150.10.0000	1310	150 Instructional Salaries	
Bus Admin	1310.160.10.0000	1310	160 Non-Instructional Salaries	293,305
Bus Admin	1310.161.10.0000	1310	161 Non-Instructional Subs	2,500
Bus Admin	1310.162.10.0000	1310	162 Non-Instructional Overtime	505
Bus Admin	1310.400.10.0000	1310	400 Gen. Contractual Expenses	12,500
Bus Admin	1310.401.10.0000	1310	401 Travel and Conference	7,500
Bus Admin	1310.450.10.0000	1310	450 Instructional Supplies	5,000
Bus Admin	1310.490.10.0000	1310	490 BOCES Financial Services	45,150
Business Administrator Subtotal				366,460
Auditing	1320.410.10.0000	1320	410 External Auditor	35,000
Auditing	1320.411.10.0000	1320	411 Internal Auditor	12,000
Auditing	1320.450.10.0000	1320	450 Instructional Supplies	300
Auditing	1320.490.10.0000	1320	490 BOCES Auditing Services	8,515
Auditing Subtotal				55,815
Treasurer	1325.160.10.0000	1325	160 Non-Instructional Salaries	58,125
Treasurer	1325.162.10.0000	1325	162 Non-Instructional Overtime	6,500
Treasurer	1325.400.10.0000	1325	400 Gen. Contractual Expenses	150
Treasurer	1325.401.10.0000	1325	401 Travel and Conference	1,250
Treasurer	1325.450.10.0000	1325	450 Instructional Supplies	500
Treasurer Subtotal				66,525
Tax Collector	1330.160.10.0000	1330	160 Non-Instructional Salaries	4,500
Tax Collector	1330.400.10.0000	1330	400 Gen. Contractual Expenses	6,000
Tax Collector	1330.450.10.0000	1330	450 Supplies	9,500
Tax Collector	1330.490.10.0000	1330	490 BOCES Tax Collector Svcs	1,000
Tax Collector Subtotal				21,000
Purchasing	1345.490.10.0000	1345	490 BOCES Purchasing Services	10,480
Purchasing Subtotal				10,480
Fiscal Agent Fee	1380.400.10.0000	1380	400 Fiscal Agent Fees	15,000
Fiscal Agent Fee Subtotal				15,000
Legal Fees				
Legal	1420.400.10.0000	1420	400 Attorney Retainer/Fees	50,000
Legal	1420.404.10.0000	1420	404 Other Legal Fees	137,000
Legal Fees Subtotal				187,000
Personnel	1430.150.10.0000	1430	150 Instructional Salaries	72,975
Personnel	1430.160.10.0000	1430	160 Non-Instructional Salaries	112,200

Mexico Academy & Cental Schools
Proposed Budget 2021-2022

2021-2022
Proposed
Budget

	Budget Account	Function	Object	Description	Budget
Central Printing & Mailing	1670.160.16.0000		1670	160 Non-Instructional Salarie	-
Central Printing & Mailing	1670.400.16.0000		1670	400 Gen. Contractual Expenses	1,000
Central Printing & Mailing	1670.428.16.0000		1670	428 Postage	60,000
Central Printing & Mailing	1670.450.16.0000		1670	450 Instructional Supplies	4,000
Central Printing & Mailing	1670.490.16.0000		1670	490 BOCES Printing Services	85,000
Central Printing & M: Central Printing & Mailing Subtotal					150,000
Central Data Processing	1680.490.10.0000		1680	490 BOCES Central DP Services	519,435
Central Data Proces: Central Data Processing Subtotal					519,435
Central Services Sut Central Services Subtotal					5,039,497
Special Items (Contr: Special Items (Contractual Expense)					
Unallocated Insurance	1910.400.10.0000		1910	400 Unallocated Insurance	238,000
Unallocated Insuran: Unallocated Insurance Subtotal					238,000
School Association Dues	1920.400.10.0000		1920	400 School Association Dues	5,500
School Association I School Assn Dues Subtotal					5,500
Judgements & Claims	1930.400.10.0000		1930	400 Judgments and Claims	10,000
Judgements & Claim Judgements & Claims Subtotal					10,000
Refund on RPTaxes	1964.400.10.0000		1964	400 Refund on Real Prop Taxes	10,000
Refund on RPTaxes Refund on RPTaxes Subtotal					10,000
BOCES Admin Costs	BOCES Admin Costs		1981	490 BOCES Admin Costs	881,942
BOCES Admin Costs: BOCES Admin Costs Subtotal					881,942
BOCES Capital Costs	1983.490.10.0000		1983	490 BOCES Capital Expenses	92,943
BOCES Capital Cost: BOCES Capital Costs					92,943
Special Items (Contr: Special Items (Contractual) Subtotal					1,238,385
GENERAL SUPPORT GENERAL SUPPORT Subtotal					7,693,863

INSTRUCTION INSTRUCTION
Administration and I Administration and Improvement

Curriculum Dev & Supervs	2010.150.10.0000		2010	150 Instructional Salaries	202,038
Curriculum Dev & Supervs	2010.160.10.0000		2010	160 Non-Instructional Salarie	45,155
Curriculum Dev & Supervs	2010.162.10.0000		2010	162 Non-Instruct OT-Curr Dev	-
Curriculum Dev & Supervs	2010.400.10.0000		2010	400 Gen. Contractual Expenses	2,000
Curriculum Dev & Supervs	2010.401.10.0000		2010	401 Travel and Conference	5,000
Curriculum Dev & Supervs	2010.450.10.0000		2010	450 Instructional Supplies	1,900
Curriculum Dev & Supervs	2010.490.10.0000		2010	490 BOCES Staff/Curric Dev	294,838
Curriculum Develop Curriculum Development & Instruction Subtotal					0
Supervision - Regular Scho	2020.150.11.0000		2020	150 Instructional Salaries HS	236,345
Supervision - Regular Scho	2020.150.12.0000		2020	150 Instructional Salaries MS	214,955
Supervision - Regular Scho	2020.150.13.0000		2020	150 Instructional Salaries ME	107,850
Supervision - Regular Scho	2020.150.14.0000		2020	150 Instructional Salaries PL	116,705
Supervision - Regular Scho	2020.150.15.0000		2020	150 Instructional Salaries NH	92,295
Supervision - Regular Scho	2020.160.11.0000		2020	160 Non-Instructional - HS	140,225
Supervision - Regular Scho	2020.160.12.0000		2020	160 Non-Instructional - MS	79,220
Supervision - Regular Scho	2020.160.13.0000		2020	160 Non-Instructional - ME	41,470
Supervision - Regular Scho	2020.160.14.0000		2020	160 Non-Instructional - PL	41,775
Supervision - Regular Scho	2020.160.15.0000		2020	160 Non-Instructional - NH	46,510
Supervision - Regular Scho	2020.200.11.0000		2020	200 Equipment - HS Admin	3,000
Supervision - Regular Scho	2020.200.12.0000		2020	200 Equipment - MS Admin	3,000
Supervision - Regular Scho	2020.200.13.0000		2020	200 Equipment - ME Admin	3,000
Supervision - Regular Scho	2020.200.14.0000		2020	200 Equipment - PL Admin	3,000
Supervision - Regular Scho	2020.200.15.0000		2020	200 Equipment - NH Admin	3,000
Supervision - Regular Scho	2020.400.11.0000		2020	400 Contractual - HS	500
Supervision - Regular Scho	2020.400.12.0000		2020	400 Contractual - MS	500
Supervision - Regular Scho	2020.400.13.0000		2020	400 Contractual - ME	3,000
Supervision - Regular Scho	2020.400.14.0000		2020	400 Contractual - PAL	300
Supervision - Regular Scho	2020.400.15.0000		2020	400 Contractual - NH	2,000
Supervision - Regular Scho	2020.401.11.0000		2020	401 Travel and Conference HS	1,900
Supervision - Regular Scho	2020.401.12.0000		2020	401 Travel and Conference MS	1,900
Supervision - Regular Scho	2020.401.13.0000		2020	401 Travel and Conference ME	950
Supervision - Regular Scho	2020.401.14.0000		2020	401 Travel and Conference PAL	950

Mexico Academy & Cental Schools
Proposed Budget 2021-2022

2021-2022
Proposed

Budget Account	Function	Object	Description	Budget
Teaching - Regular School 2110.400.12.0000		2110	400 Gen. Contractual Expenses	7,500
Teaching - Regular School 2110.400.13.0000		2110	400 Gen. Contractual Expenses	1,000
Teaching - Regular School 2110.400.14.0000		2110	400 Gen. Contractual Expenses	6,600
Teaching - Regular School 2110.400.15.0000		2110	400 Gen. Contractual Expenses	5,600
Teaching - Regular School 2110.401.11.0000		2110	401 Travel and Conference HS	5,225
Teaching - Regular School 2110.401.11.2200		2110	401 Tutoring Mileage - HS	4,500
Teaching - Regular School 2110.401.12.0000		2110	401 Travel and Conference MS	4,275
Teaching - Regular School 2110.401.12.2200		2110	401 Tutoring Mileage - MS	2,750
Teaching - Regular School 2110.401.13.0000		2110	401 Travel and Conference ME	3,420
Teaching - Regular School 2110.401.14.0000		2110	401 Travel and Conference PAL	2,565
Teaching - Regular School 2110.401.15.0000		2110	401 Travel and Conference NH	2,565
Teaching - Regular School 2110.403.00.0000		2110	403 District Mileage	5,000
Teaching - Regular School 2110.406.00.2300		2110	406 Art - DW	-
Teaching - Regular School 2110.406.11.2300		2110	406 Art - HS	713
Teaching - Regular School 2110.406.12.2300		2110	406 Art - MS	713
Teaching - Regular School 2110.406.13.2300		2110	406 Art - ME	475
Teaching - Regular School 2110.406.14.2300		2110	406 Art - PAL	475
Teaching - Regular School 2110.406.15.2300		2110	406 Art - NH	475
Teaching - Regular School 2110.407.00.2400		2110	407 Music - DW	19,000
Teaching - Regular School 2110.407.11.2400		2110	407 Music - HS	5,700
Teaching - Regular School 2110.407.12.2400		2110	407 Music - MS	4,750
Teaching - Regular School 2110.407.13.2400		2110	407 Music - ME	950
Teaching - Regular School 2110.407.14.2400		2110	407 Music - PAL	950
Teaching - Regular School 2110.407.15.2400		2110	407 Music - NH	950
Teaching - Regular School 2110.409.00.2600		2110	409 Physical Education - DW	4,750
Teaching - Regular School 2110.409.11.2600		2110	409 Physical Education - HS	1,900
Teaching - Regular School 2110.409.12.2600		2110	409 Physical Education - MS	1,425
Teaching - Regular School 2110.409.13.2600		2110	409 Physical Education - ME	950
Teaching - Regular School 2110.409.14.2600		2110	409 Physical Education - PAL	950
Teaching - Regular School 2110.409.15.2600		2110	409 Physical Education - NH	950
Teaching - Regular School 2110.429.00.0000		2110	429 Staff Development	5,000
Teaching - Regular School 2110.432.11.0000		2110	432 Enrichment Expenses - HS	3,500
Teaching - Regular School 2110.432.12.0000		2110	432 Enrichment Expenses - MS	2,500
Teaching - Regular School 2110.432.13.0000		2110	432 Enrichment Expenses - ME	1,500
Teaching - Regular School 2110.432.14.0000		2110	432 Enrichment Expenses - PL	750
Teaching - Regular School 2110.432.15.0000		2110	432 Enrichment Expenses - NH	750
Teaching - Regular School 2110.450.00.2700		2110	450 Science Supplies - DW	2,850
Teaching - Regular School 2110.450.11.0000		2110	450 Instructional Supplies	76,000
Teaching - Regular School 2110.450.12.0000		2110	450 Instructional Supplies	47,500
Teaching - Regular School 2110.450.13.0000		2110	450 Instructional Supplies	38,000
Teaching - Regular School 2110.450.14.0000		2110	450 Instructional Supplies	28,500
Teaching - Regular School 2110.450.15.0000		2110	450 Instructional Supplies	28,500
Teaching - Regular School 2110.453.00.0000		2110	453 Duplicating Paper	23,750
Teaching - Regular School 2110.453.11.0000		2110	453 Duplicating Paper	570
Teaching - Regular School 2110.453.12.0000		2110	453 Duplicating Paper	570
Teaching - Regular School 2110.453.13.0000		2110	453 Duplicating Paper	475
Teaching - Regular School 2110.453.14.0000		2110	453 Duplicating Paper	475
Teaching - Regular School 2110.453.15.0000		2110	453 Duplicating Paper	475
Teaching - Regular School 2110.456.00.2300		2110	456 Art Mat & Sup - DW	3,800
Teaching - Regular School 2110.456.11.2300		2110	456 Art Mat & Sup - HS	9,500
Teaching - Regular School 2110.456.12.2300		2110	456 Art Mat & Sup - MS	6,650
Teaching - Regular School 2110.456.13.2300		2110	456 Art Mat & Sup - ME	3,800
Teaching - Regular School 2110.456.14.2300		2110	456 Art Mat & Sup - PAL	3,325
Teaching - Regular School 2110.456.15.2300		2110	456 Art Mat & Sup - NH	3,325
Teaching - Regular School 2110.457.00.2400		2110	457 Music Mat & Sup - DW	7,600
Teaching - Regular School 2110.457.11.2400		2110	457 Music Mat & Sup - HS	9,500
Teaching - Regular School 2110.457.12.2400		2110	457 Music Mat & Sup - MS	11,400
Teaching - Regular School 2110.457.13.2400		2110	457 Music Mat & Sup - ME	3,800
Teaching - Regular School 2110.457.14.2400		2110	457 Music Mat & Sup - PAL	2,850
Teaching - Regular School 2110.457.15.2400		2110	457 Music Mat & Sup - NH	2,850
Teaching - Regular School 2110.459.00.2600		2110	459 PE Materials & Supplies	1,900

Mexico Academy & Cental Schools
Proposed Budget 2021-2022

2021-2022
Proposed

Budget Account	Function	Object	Description	Budget
Library & AV		2610	490 BOCES Library Services	129,038
	School Library		School Library - Subtotal	0
Computer Assisted Instru		2630	141 Instruct Summer Salaries	8,075
Computer Assisted Instru		2630	150 Instructional - CAI	143,624
Computer Assisted Instru		2630	160 Non-Instructional - CAI	303,050
Computer Assisted Instru		2630	162 Non-Instructional Overtim	7,500
Computer Assisted Instru		2630	200 Equipment - DW CAI	28,000
Computer Assisted Instru		2630	220 State Aided Computer HW	150,000
Computer Assisted Instru		2630	400 Gen. Contractual Expenses	75,000
Computer Assisted Instru		2630	401 Travel and Conference	7,500
Computer Assisted Instru		2630	433 Contract/Repair Srvs Expe	27,000
Computer Assisted Instru		2630	450 Instructional Supplies	37,000
Computer Assisted Instru		2630	460 State Aided Computer SW	60,000
Computer Assisted Instru		2630	490 BOCES CAI Services	1,158,750
	Computer Assisted I		Computer Assisted Instruction - Subtotal	0
	Instructional Media		Instructional Media Subtotal	0
				2,613,020
	Pupil Services		Pupil Services	
Guidance		2810	150 Instructional - Guidance	505,668
Guidance		2810	160 Non-Instructional Guidance	98,500
Guidance		2810	162 Non-Instructional OT Guidance	-
Guidance		2810	400 Gen. Contractual Expenses	1,000
Guidance		2810	400 Gen. Contractual Expenses	1,000
Guidance		2810	400 Gen. Contractual Expenses	1,000
Guidance		2810	401 Travel and Conference	950
Guidance		2810	450 Instructional Supplies	1,900
Guidance		2810	450 Instructional Supplies	1,900
	Guidance		Guidance - Subtotal	0
				611,918
Health Services		2815	160 Non-Instr - Health Svcs	292,235
Health Services		2815	161 Substitutes - Nurse	9,000
Health Services		2815	200 Equipment - Health Svcs	1,200
Health Services		2815	400 Gen. Contractual Expenses	11,500
Health Services		2815	401 Travel and Conference	950
Health Services		2815	450 Instructional Supplies	11,900
	Health Services		Health Services - Subtotal	0
				326,785
Psych Services		2820	150 Instructional - Psych	347,415
	Psych Services		Psych Services - Subtotal	0
				347,415
Social Work		2825	150 Instructional - Social Wk	278,630
	Social Work		Social Work - Subtotal	0
				278,630
Co-Curricular Activities		2850	150 Instructional - Co-curric	4,625
Co-Curricular Activities		2850	150 Instructional Co-curr HS	157,210
Co-Curricular Activities		2850	150 Instructional Co-curr MS	33,085
Co-Curricular Activities		2850	150 Instructional Co-curr ME	9,170
Co-Curricular Activities		2850	150 Instructional Co-curr PL	9,170
Co-Curricular Activities		2850	150 Instructional Co-curr NH	9,170
Co-Curricular Activities		2850	200 Equipment - HS Co-curric	7,500
Co-Curricular Activities		2850	400 Gen. Contractual Expenses	950
Co-Curricular Activities		2850	426 Music Co-Curricular (All)	4,750
Co-Curricular Activities		2850	426 Music Co-Curricular	4,750
Co-Curricular Activities		2850	427 Other Co-Curricular Clubs	26,600
Co-Curricular Activities		2850	434 JROTC Co-Curricular	9,500
Co-Curricular Activities		2850	450 Instructional Supplies	6,650
Co-Curricular		2850	450 Instructional Supplies	4,750
	Co-Curricular Activit		Co-Curricular Activities - Subtotal	0
				287,881
Interscholastic Athletics		2855	150 Instructional - Athletics	536,110
Interscholastic Athletics		2855	160 Non-Instructional - Athl	88,820
Interscholastic Athletics		2855	160 Lifeguards - Athletics	10,541
Interscholastic Athletics		2855	162 Non-Instructional Overtim	125
Interscholastic Athletics		2855	162 OT for AED Chap	39,045
Interscholastic Athletics		2855	200 Equipment - Athletics	30,000
Interscholastic Athletics		2855	400 Gen. Contractual Expenses	12,350

Mexico Academy & Cental Schools
Proposed Budget 2021-2022

	Budget Account	Function	Object	Description	2021-2022 Proposed Budget
Employee Benefits	9010.800.17.0000		9010	800 State Retirement - Transp	399,427
Employee Benefits	9020.800.00.0000		9020	800 Teacher Retirement	1,830,159
Employee Benefits	9030.800.00.0000		9030	800 Social Security	1,801,400
Employee Benefits	9030.800.17.0000		9030	800 Social Security - Transp	194,807
Employee Benefits	9040.490.10.0000		9040	490 BOCES Services	42,505
Employee Benefits	9040.800.00.0000		9040	800 Workers Compensation	310,547
Employee Benefits	9045.800.00.0000		9045	800 Life Insurance	10,507
Employee Benefits	9050.800.00.0000		9050	800 Unemployment Insurance	60,000
Employee Benefits	9055.800.00.0000		9055	800 Disability Insurance	155,172
Employee Benefits	9060.800.00.0000		9060	800 Hospital, Medical & Denta	6,810,805
Employee Benefits	9060.800.17.0000		9060	800 Medical & Dental - Transp	826,725
Employee Benefits	9060.861.00.0000		9060	861 Health Ins- Buy out	145,950
Employee Benefits	9060.861.17.0000		9060	861 Health Ins- Buy out Trans	47,250
Employee Benefits	9089.800.00.0000		9089	800 Compensated Absences	175,000
Employee Benefits S Employee Benefits Subtotal					13,596,258
	Debt Service	Debt Service			
Debt Service	9711.600.00.0000		9711	600 Seri Bonds-School Const P	2,705,000
Debt Service	9711.700.00.0000		9711	700 Seri Bonds-School Const I	1,024,240
Debt Service	9712.600.00.0000		9712	600 Seri Bonds - Bus Purch P	510,000
Debt Service	9712.700.00.0000		9712	700 Seri Bonds - Bus Purch I	22,138
Debt Service	9713.600.00.0000		9713	600 Seri Bonds-BOCES Const P	245,000
Debt Service	9713.700.00.0000		9713	700 Seri Bonds-BOCES Const I	67,550
Debt Service				Bus Purch & SBHC P	100,000
Debt Service				Bus Purch & SBHC I	73,000
Debt Service	9789.600.00.0000		9789	600 Other Purchase Debt P	415,000
Debt Service	9789.700.00.0000		9789	700 Other Purchase Debt I	46,287
Debt Service Subtotz Debt Service Subtotal					5,208,215
	Interfund Transfers	Interfund Transfers			
Transfers to other funds	9901.950.00.0000		9901	950 Trans to Special Aid Fund	160,000
Transfers to other funds	9950.900.00.0000		9950	900 Transfer to Capital Fund	-
Interfund Transfers \$ Interfund Transfers Subtotal					160,000
UNDISTRIBUTED Su UNDISTRIBUTED Subtotal					18,964,473
Total GENERAL FUN Total GENERAL FUND					59,627,200