

# School Facilities Use Study

## ***Mexico Academy & Central School District***

Advisory Committee Meeting  
January 9, 2017



Castallo and Silky LLC  
Alan Pole and Bill Silky, Consultants

# Purpose of the Study

How can we educationally and fiscally reconfigure our grades and/or facilities to provide a sound instructional program now and in the future?



# An Overview of the District's Transportation Program



# KEY POINTS

- The fleet currently consists of 38, 66-passenger buses; 4, 24-passenger buses; 1, 22-passenger bus; 1, 18-passenger bus; 11, 14-passenger buses; 3, 7-passenger vans, plus spares.
- There are 14 operation and maintenance vehicles in the district.
- The district is on a 10-year bus replacement schedule





# KEY POINTS

- The district employs a two-tier (double trip) routing plan for daily routes to and from schools.



# Secondary Bus Run in the Morning




Palermo  
Elementary  
Attendance  
Area

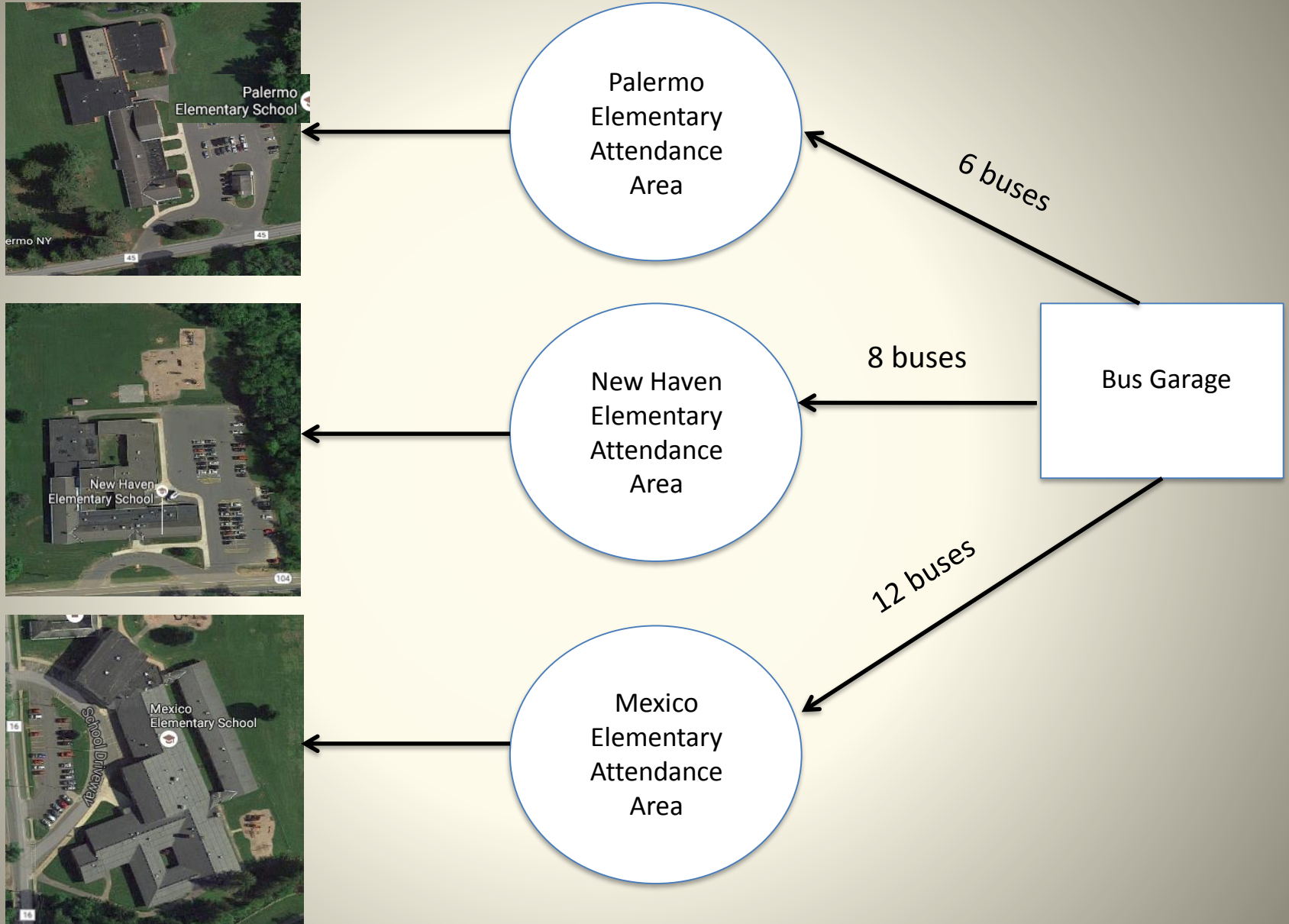
New Haven  
Elementary  
Attendance  
Area

Mexico  
Elementary  
Attendance  
Area

Bus Garage

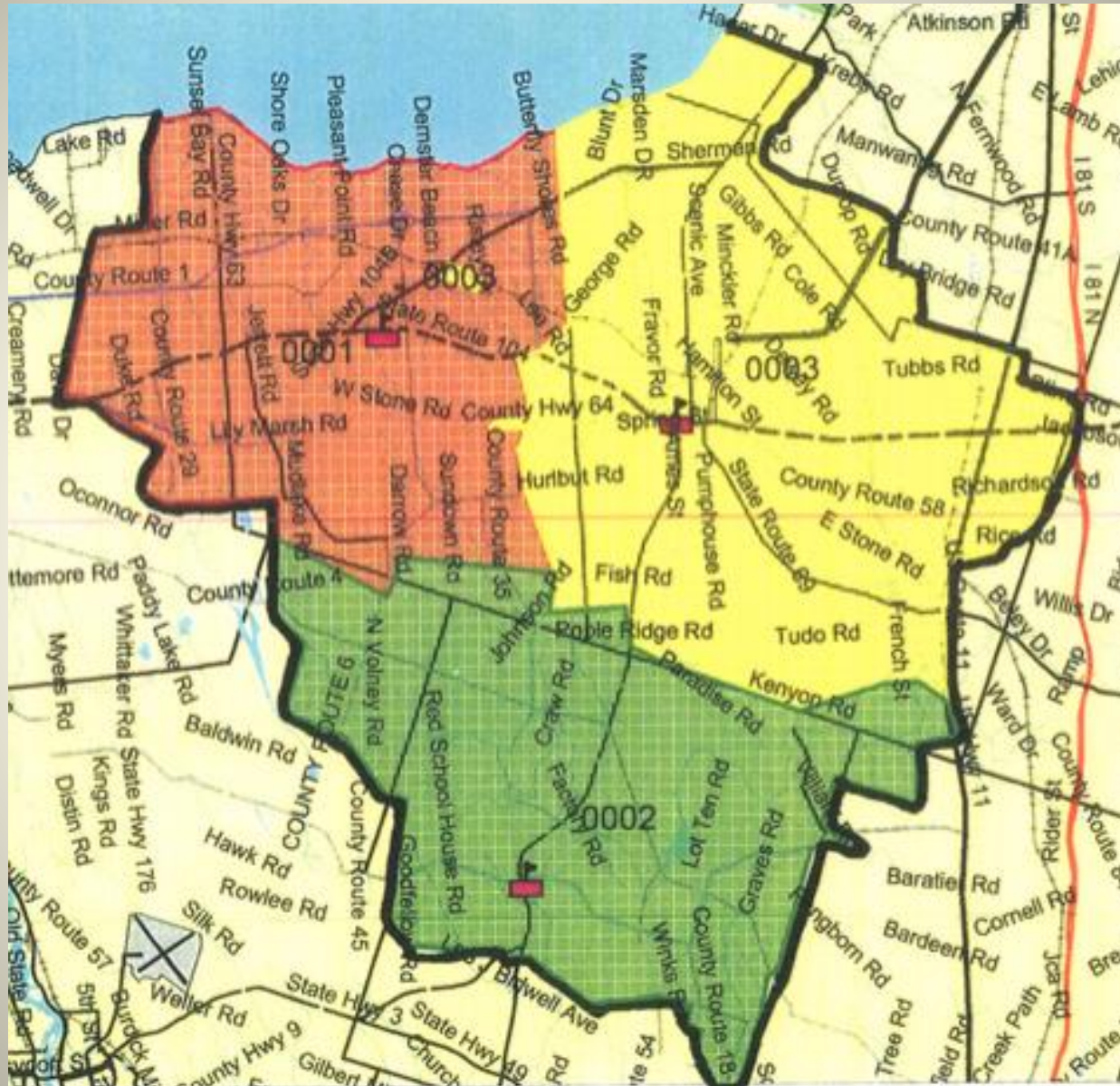


# Elementary Bus Run in the Morning





# Elementary Attendance Zones







## KEY POINTS

- Middle and High School students are on the early morning run, elementary students are on a later morning run.
- There are 35 in-district runs each day.
- The district has 85-100 walkers all in the Village of Mexico. Policy-if a sidewalk in front of home, students in grades 5-12 walk to school.



## KEY POINTS

- The earliest pick-up time for elementary students is around 7:50.
- The earliest pick-up time for Middle and High School students in the morning is 6:15.
- Mid-day bus runs go to Pulaski, New Visions, Fulton, Pre-K, BOCES, and registered day care providers.
- The longest time any student would be on the bus going to or from school is 45-60 minutes .

# KEY POINTS



- In addition to in-district bus runs, each day the district transports students out of district to Solvay UFSD, Fulton City SD, Pulaski CSD, Phoenix CSD, Oswego City SD, A-P-W CSD, Community Christian, and the CiTi BOCES.
- Mexico also provides 7-8 buses for late bus runs at 5:15/5:30 p.m. for students in sports, enrichment (2 or 3 times/year), plays, music, and tutoring.



# Exploring Options




# Feasible vs. Desirable Options

- Feasible Options: Grade/building arrangements that can be implemented based on available space and facility conditions. (Is it possible?)
- Desirable Options: Grade/building arrangements that are feasible *and* are desirable based on available space, facility conditions, educational soundness and fiscal responsibility. (Is it a good idea?)



# Option 1: Remaining as is

Keep the current grade arrangement and simply fix up the buildings according to a priority list determined by the Board of Education based on the recent building conditions survey.





# Elementary School Enrollment Histories and Projections

Table ??: Enrollment History and Projections-Mexico Elementary School													
Grade	2011-12	2012-13	2013-14	2014-15	2015-16	2016-17	2017-18	2018-19	2019-20	2020-21	2021-22	2022-23	2023-24
Births	46	54	59	57	52	54	54	52	55	54	54	54	54
K	63	54	60	67	59	63	60	60	58	61	60	60	60
1	61	69	58	53	64	61	56	60	60	57	61	60	60
2	57	64	73	53	49	57	57	55	59	59	57	60	59
3	53	54	58	66	51	53	61	56	54	57	57	55	58
4	67	60	57	63	71	67	61	67	61	58	62	62	60
Total	301	301	306	302	294	289	295	298	292	292	297	297	297

Table ??: Enrollment History and Projections-New Haven Elementary School													
Grade	2011-12	2012-13	2013-14	2014-15	2015-16	2016-17	2017-18	2018-19	2019-20	2020-21	2021-22	2022-23	2023-24
Births	36	42	46	44	41	42	43	41	43	42	42	42	42
K	39	43	44	42	61	53	49	50	48	50	49	49	49
1	39	38	38	52	49	56	54	50	51	49	51	50	50
2	44	36	41	41	48	47	56	54	50	51	49	51	50
3	47	43	34	41	45	46	47	55	54	50	51	48	51
4	40	46	46	35	41	44	47	47	56	54	50	51	49
Total	209	206	203	211	244	246	253	256	259	254	250	249	249

# Elementary School Enrollment Histories and Projections

Table ??: Enrollment History and Projections-Palermo Elementary School													
Grade	2011-12	2012-13	2013-14	2014-15	2015-16	2016-17	2017-18	2018-19	2019-20	2020-21	2021-22	2022-23	2023-24
Birth	30	36	39	38	35	36	36	35	36	35	35	35	35
K	40	34	44	38	32	43	39	39	38	39	38	38	38
1	61	43	37	35	35	32	42	38	38	37	38	37	37
2	44	61	41	35	35	31	31	40	36	36	35	36	35
3	47	41	60	41	34	36	30	30	39	36	36	35	36
4	31	46	38	56	39	35	35	29	29	38	34	34	33
Total	223	225	220	205	175	177	177	176	180	186	181	180	179

*Observation: Future elementary enrollments in all three buildings are remaining quite stable: Approximately- Mexico=290 ; New Haven=250 ; Palermo=175*




# Option 2: Develop a Grade Center Plan for New Haven and Palermo



Grades PK, 2-4

2017-18 Estimated 2-4 Enrollment=246



Grades PK-1

2017-18 Estimated K-1 Enrollment =184



# Option 2: Impact on Number of Class Sections

Table ??

Option 2-Class Sizes for Grade Center Plan Using 2016-17 Enrollments

<i>Current Arrangement</i>						<i>Modified Grade Center</i>				
<i>Grade</i>	<i>Mexico</i>	<i>New Haven</i>	<i>Palermo</i>	<i># of Sec's</i>	<i>Avg. Class Size</i>	<i>Mexico</i>	<i>New Haven PK-4</i>	<i>Palermo PK-1</i>	<i># of Sections with 1 Less Section</i>	<i>Avg. Class Size With 1 Less Section</i>
K	19, 18, 19	18, 18, 17	21, 21	8	18.9	19, 18, 19	-	95	4	23.8
1	17, 18, 19	19, 17, 19	17, 16	8	17.8	17, 18, 19		88	4	22.0
2	14, 16, 16, 16	23, 24	16, 15	8	17.5	14, 16, 16, 16	79	-	3	26.3
3	16, 16, 16	16, 16, 16	18, 17	8	16.4	16, 16, 16	83	-	4	20.8
4	18, 18, 18	21, 23	16, 16	7	18.6	18, 18, 18	76	-	3	25.3
TOTAL/AVERAGE				39	17.8				34 w Mex	

# Option 3: Close New Haven and Palermo, centralize all elementary grades (PK-4) at the Mexico Elementary School with an addition

Table ??							
Class Sizes for Grade Center Plan Using 2016-17 Enrollments							
<i>Current Arrangement</i>						<i>Grade Center</i>	
Grade	Mexico	New Haven	Palermo	# of Sec's	Avg. Class Size	Single Building	Avg. Class Size
K	19, 18, 19	18, 18, 17	21, 21	8	18.9	151/7	21.6
1	17, 18, 19	19, 17, 19	17, 16	8	17.8	142/7	20.3
2	14, 16, 16, 16	23, 24	16, 15	8	17.5	140/7	20.0
3	16, 16, 16	16, 16, 16	18, 17	8	16.4	131/7	18.7
4	18, 18, 18	21, 23	16, 16	7	18.6	130/6	21.7
<b>Total/Average</b>				39	17.8	34	20.5

**Option 1: Remain As Is: K-4, 5-8, 9-12 and renovate current buildings**

Pros

Cons

\*

Discussion Group Members:

# Discussing the Options



# Take-A-Ways



- The district runs a two-tiered daily transportation program to and from school—secondary students on one run, elementary on another.
- There are very few walkers in the district; only grade 5 and up who reside in the Village of Mexico and have a sidewalk in front of their home.
- Mexico does transport some students outside the district to special education programs and BOCES.
- The consultants and committee are brainstorming possible “feasible” options for future configuration of the grades and schools primarily based on enrollments and available space at this point in time.
- At least three (3) possible feasible options are being considered by the consultants with various advantages (pros) and disadvantages (cons).



# Questions????

