

School Facilities Use Study

Mexico Academy & Central School District

Advisory Committee Meeting
December 12, 2016



Castallo and Silky LLC
Alan Pole and Bill Silky, Consultants

Purpose of the Study

How can we educationally and fiscally reconfigure our grades and/or facilities to provide a sound instructional program now and in the future?



Updates From October 24th Meeting



Table ??
Live Births 2002-2015

Year	Live Births
2002	138
2003	159
2004	153
2005	149
2006	148
2007	111
2008	132
2009	144
2010	139
2011	128
2012	132
2013	133
2014	128
2015 (unaudited)	134

Updated Live Births
Are Used to
Estimate
Kindergarten
Enrollment



Table ??: Enrollment History and Projections (Updated 10/25)

Grade	2011-12	2012-13	2013-14	2014-15	2015-16	2016-17	2017-18	2018-19	2019-20	2020-21	2021-22	2022-23	2023-24
Birth	111	132	144	139	128	132	133	128	134	131	131	131	131
PK	103	98	99	102	108	109							
K	142	131	148	147	152	152	148	149	143	150	147	147	147
1	161	150	133	140	149	146	152	148	149	143	150	147	147
2	145	161	155	129	132	141	143	148	145	146	140	147	143
3	147	138	152	148	131	138	139	140	146	142	143	138	144
4	138	152	141	154	157	135	142	143	145	151	146	148	142
5	152	141	150	139	154	156	135	142	143	144	150	146	147
6	168	150	145	158	144	154	159	137	145	146	148	153	149
7	176	169	159	144	163	150	158	163	141	149	149	151	157
8	193	181	164	158	151	169	152	161	166	143	151	152	154
9	154	193	185	163	148	155	168	152	160	165	143	151	151
10	175	159	191	179	172	154	158	171	154	163	168	145	153
11	197	171	152	190	190	166	153	156	170	153	161	167	144
12	184	206	170	164	203	226	179	164	168	182	164	173	179
K-12	2132	2102	2045	2013	2046	2042	1986	1974	1975	1977	1960	1965	1957
K-4	733	732	729	718	721	712	724	728	728	732	726	727	723
5-8	689	641	618	599	612	629	604	603	595	582	598	602	607
9-12	710	729	698	696	713	701	658	643	652	663	636	636	627

NOTES: From 2020-21 to 2023-24 births are the average of the previous five years. Consequently, from to 2020-21 to 2023-24 the early grades are quite speculative.



Overview of the Current School/Grade Organization

2016-17 Grade Configuration	
Building	Grade Levels
Mexico Elementary School	PK-4
New Haven Elementary School	PK-4
Palermo Elementary School	PK-4
Mexico Middle School	5-8
Mexico High School	9-12



Some of what we know.....

- Most school districts consider reorganization due to changes in available space
- Virtually any grade configuration can be found somewhere
- The most common grade configuration pattern in NYS is K-5, 6-8, 9-12



Some of what we know.....

- Over the past 30 years there has been a shift from the K-6, 7-9, 10-12 grade pattern to a K-5, 6-8, 9-12 arrangement due to the middle school movement
- Urban schools recently have moved more toward a K-8, 9-12 grade configuration
- Researchers agree there is no “one best way” to arrange the grades



Some of what we know....



- A general conclusion of most researchers is that “what” a district does with the grade configuration, not “which” grade configuration it uses, is what determines student success
- Common issues with grade re-configuration include length of bus ride for students, impact on parent involvement, grouping students of similar developmental levels, interaction of students, and number of transitions

Elementary Class Sizes 2016-17

Class Sizes for Each Elementary School			
Grade	Number of Sections & Class Size of Each Section		
	Mexico	New Haven	Palermo
Pre-K	20, 20	20, 18	17, 14
K	19, 18, 19	18, 18, 17	21, 21
1	17, 18, 19	19, 17, 19	17, 16
2	14, 16, 16, 16	23, 24	16, 15
3	16, 16, 16	16, 16, 16	18, 17
4	18, 18, 18	21, 23	16, 16



Recent Elementary Student Test Performance

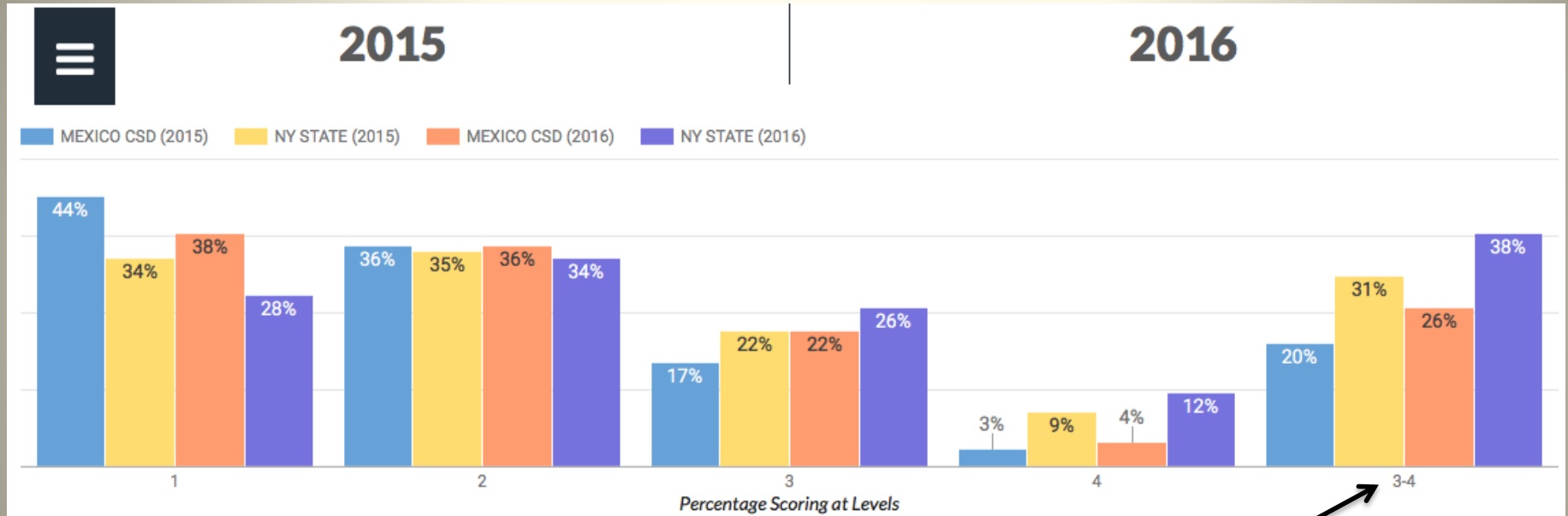
2016 ELA and Math (% Scoring at Levels 3 and 4)			
Grade/Test	Elementary School		
	Mexico	New Haven	Palermo
3 rd Grade ELA	32%	15%	56%
3 rd Grade Math	49%	30%	38%
4 th Grade ELA	32%	19%	14%
4 th Grade Math	43%	32%	27%

NOTE: While we can compare across elementary schools, it is important to note that the small number of students tested in each grade at all schools makes these comparisons very speculative. And, it is important to note that due to changes in the tests themselves, it is not a fair to compare 2016 results to previous years.

SOURCE: The State Education Department.

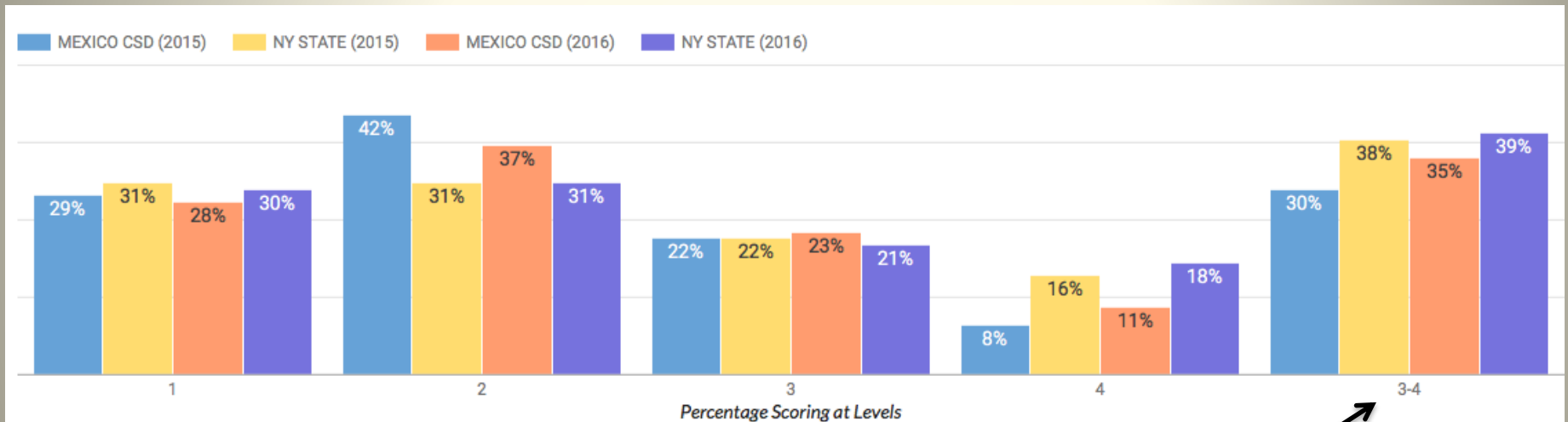


2015 and 2016 ELA Student Performance Grades 3-8



Percent of grades 3-8 students scoring proficient compared to the state as a whole in 2015 and 2016

2015 and 2016 Math Student Performance Grades 3-8



Percent of grades 3-8 students scoring proficient compared to the state as a whole in 2015 and 2016

Elementary Special Area Subjects 2016-17

All Three Elementary Schools: Five Day Cycle				
Grade Level	Art	Music	PE	Library
K	1 X 45 min/cycle	1 X 45 min/cycle	2 X 45 min/cycle	1 X 45 min/cycle
1	1 X 45 min/cycle	1 X 45 min/cycle	2 X 45 min/cycle	1 X 45 min/cycle
2	1 X 45 min/cycle	1 X 45 min/cycle	2 X 45 min/cycle	1 X 45 min/cycle
3	1 X 45 min/cycle	1 X 45 min/cycle	2 X 45 min/cycle	1 X 45 min/cycle
4	1 X 45 min/cycle	1 X 45 min/cycle	2 X 45 min/cycle	1 X 45 min/cycle

Note: Band is offered to 4th graders in each school as well as chorus for 3rd and 4th graders.



Special Education

Summary of Special Education Student Placement 2012-13 to 2016-17					
Placement	Number of Students by School Year				
	2012-13	2013-14	2014-15	2015-16	2016-17*
In-District	353	341	309	299	316
Out-of-District	27	25	23	20	17
Total	380	366	332	319	333

*NOTE: Totals as of 9/28/16
SOURCE: District records



Learning Knows No Bounds

High School Course Offerings

Grades 9-12 Course Offerings-2016-17	
Course	# of Sections & Section Sizes
<i>English</i>	
English 9	18, 17, 24, 14, 25, 16, 16, 18, 3, 6
English 9 Honors	18
English 10	24, 19, 22, 14, 20, 21, 6, 1
English 10 Honors	14, 17, 17
English 11	23, 20, 17, 17, 22, 16, 25, 4, 11, 9, 5
English 12	22, 20, 14, 21, 26, 21, 17
Freshman Academy (1 day/week)	6, 4, 9, 16, 8, 15, 5, 7, 6, 4
AVID 9	9
AVID 10	7
AVID 11	4
AVID 12	3
English AIS-Fall	3, 3, 5, 6, 6, 6
English AIS-Spring	1, 1, 3, 3, 4, 5
Literacy Skills	5, 6, 5, 5
SAT Prep 1	12
SAT Prep 2	6
Foundations for College and Life Success	20, 18
TV Broadcast Production	3
AP Literature & Composition	17, 17
TV Broadcast Production 2	1



High School Course Offerings

Grades 9-12 Course Offerings-2016-17

Course	# of Sections & Section Sizes
<i>Social Studies</i>	
Global History 9	22, 24, 24, 25, 25, 13, 11, 8
Global History 9 Honors	11
Global History 10	22, 13, 15, 20, 17, 16, 14, 17, 5
Global Lab	3
Social Studies AIS-Fall	8, 2, 3, 6, 2, 4, 4, 5, 4
Social Studies AIS-Spring	3, 2, 3, 4, 1, 2, 1, 4
US History & Government	25, 24, 23, 25, 16, 18, 21, 3, 11, 5
Participation in Government (1/2 year)	23, 24, 10, 22, 18, 18, 24, 25
Economics (1/2 year)	25, 17, 20, 23, 25, 16, 24, 23
AP US History	7
AP European History	20
Issues in Film	13, 13
Psychology	18



High School Course Offerings

Grades 9-12 Course Offerings-2016-17	
Course	# of Sections & Section Sizes
<i>Mathematics</i>	
Algebra 1	16, 19, 18, 13, 26
Algebra 1A	5, 4, 19, 15
Algebra 1B	14, 16
Geometry	13, 24, 18, 12, 23, 16
Fundamentals of Geometry	7, 9, 11
Algebra 2	19, 14, 18, 21
Math AIS-Fall	1, 2, 2, 2
Math AIS-Spring	1, 2, 1, 1
Consumer Math	20, 12, 16, 15
Math Skills	7
Computer Science-PLTW	3
Pre-Calculus	20, 13, 24
AP Calculus	13, 10
Statistics	13, 9, 9
Principles of Engineering-PLTW	5
Applied Technology	11



High School Course Offerings

Grades 9-12 Course Offerings-2016-17	
Course	# of Sections & Section Sizes
<i>Science</i>	
Earth Science*	12, 23, 8
Biology (Living Environment)*	21, 21, 24, 24, 24, 24, 23, 18, 21, 13, 12
AP Biology*	8, 17
Chemistry*	8, 17, 14, 24
Physics*	6, 6, 5
Environmental Science	16, 14, 9
Science AIS-Fall	1, 4, 2, 6, 4
Science AIS-Spring	2, 1
AP Physics*	12
AP Physics 2*	1
Physics of Movies	16
Astronomy	12, 11, 21, 21
Biomedical Sciences-PLTW*	7, 11
Science Skills	7
Advanced Sports Medicine	1



High School Course Offerings

Grades 9-12 Course Offerings-2016-17	
Course	# of Sections & Section Sizes
<i>Foreign Language</i>	
Spanish 1	17, 23
Spanish 2	23, 24
Spanish 3	20, 24
Spanish 4	21
Spanish 5	10, 11
German 1	8
German 2	23, 6
German 3	5, 16
German 4	16
German 5	9
French 2	8, 20
French 3	13, 9
French 4	12
French 5	7



High School Course Offerings

Grades 9-12 Course Offerings-2016-17	
Course	# of Sections & Section Sizes
<i>Family & Consumer Science</i>	
Introduction to Foods	18, 17, 19, 17, 18
Gourmet Foods	18, 18, 17
Commercial Foods	9
Interior Decorating	7
Child Development	15
<i>Technology</i>	
Manufacturing Systems	7
Web & Graphic Design	8
Digital Photography	18, 19
Electricity/Electronics	18
Transportation Systems	6
Fine Woodworking	12, 17, 16, 5
Basic Welding	13, 6, 9, 18
Introduction to Engineering Design-PLTW	7, 16, 17
Computer Integrated Manufacturing-PLTW	11



High School Course Offerings

Grades 9-12 Course Offerings-2016-17	
Course	# of Sections & Section Sizes
<i>Music</i>	
Select Choir	16
Women's Choir	19
Introduction to Music Fabrication	4
Vocal Ensemble	1
Concert Band	5
Vocal Jazz Ensemble	24
Instrumental Jazz Ensemble	25
Symphonic Band	40
Honors Wind Ensemble	12
Individual Honors Wind Ensemble	1
<i>Art</i>	
Studio in Art	26, 25, 24, 25
Drawing/Painting	19, 23, 15
Design 1	15
Design 2	13
Advanced Painting	21, 5
Sculpture	17, 13
Advanced Sculpture	2, 2
Advanced Art 1	12
Advanced Art 2	12



Downloaded from
www.dreamstime.com

High School Course Offerings

Grades 9-12 Course Offerings-2016-17	
Course	# of Sections & Section Sizes
<i>Physical Education, Health, and ROTC</i>	
Physical Education	12, 13, 10, 27, 29, 25, 18, 17, 15, 17, 21, 23, 10, 12, 10, 19, 18, 16, 27, 12, 27, 18, 17, 15, 14, 28, 27, 28, 27, 24, 24, 22, 20, 18, 16, 17, 19, 20, 21, 22, 18, 17, 28, 19, 12, 16, 19, 13, 18, 17, 14, 13, 14, 16, 16, 16, 20, 23, 22, 9
Adaptive Physical Education	4, 3, 2, 2, 1, 1
Health	20, 18, 15, 18, 22, 14, 11, 13, 8, 6, 13
Sports Medicine	13, 4
Nutrition & Fitness	19
Jr. ROTC	8, 14, 11, 9
Leadership	10, 5, 11, 5
<i>Other</i>	
Study Hall	177 sections
<p>The data source for this table was the 2016-17 section load report. Courses with science labs have an equal number of students in labs and are denoted with an *. Not included in this table are the academic and career education courses offered at the BOCES and resource rooms.</p>	



BOCES Participation: Percent of Class

Table ??

Percentage of Students Attending Career & Technical Education Classes

	Juniors	Seniors
Number of Students in Class	166	226
Number of Students Attending BOCES	73	90
% of Students Attending BOCES	44%	40%




Overview of School Buildings

Overview of Mexico School Buildings

Schools	Mexico Elementary	New Haven Elementary	Palermo Elementary	Middle School	High School
Address	26 Academy St. Mexico, NY	4320 State Rt. 104 New Haven, NY	1638 County Rt. 45 Fulton, NY	16 Fravor Rd. Mexico, NY	3338 Main St. Mexico, NY
Year of Original Building	1956	1953	1957	1964	1936
Dates of Additions	1987, 2001	1953, 1987	1971, 1987	1978, 1987, 2001, 2013	1987, 2012
Sq. Ft. in Current Building	74,131	38,190	41,420	162,736	220,342
Number of Floors	1	1	1	3	3
Grades Housed	PK-4	PK-4	Pre-K-4	5-8	9-12
Students Served	328	246	178	629	701
Architect	SWBR				

NOTES: All information was taken from the NYS Building Conditions Survey completed in 2010 except the enrollments that were drawn from the 2015-16 academic year.



Mexico Elementary Classroom School Usage

Mexico Elementary School-Classroom Usage 2016-17 (Includes Gym, Cafeteria, & Library)				
School Building	No. of Full-Size Rooms	Grade Level Classrooms (17)	Other Usage of Full-Size Rooms (10)	Usage of Small Rooms, Not Full-Size, Other Than Administration
Mexico Elementary	27	Pre-K-1* Kindergarten-3 1 st Grade-3 2 nd Grade-4 3 rd Grade-3 4 th Grade-3 *2-1/2 day sections	Special Ed-4 District Pupil Services-1 Band-1 Art-1 Computer Lab-1 RTI-1 BOCES Class-1	Speech-1 OT/PT-1 Computer Room-1 Psychologist-1 Counselor-1 Staff Room-1 Storage-1



New Haven Elementary Classroom School Usage

New Haven Elementary School-Classroom Usage 2016-17 (Includes Gym, Cafeteria, & Library)				
School Building	No. of Full-Size Rooms	Grade Level Classrooms (14)	Other Usage of Full-Size Rooms (4)	Usage of Small Rooms, Not Full-Size, Other Than Administration
New Haven Elementary	18	Pre-K-1* Kindergarten-3 1 st Grade-3 2 nd Grade-2 3 rd Grade-3 4 th Grade-2 *2-½ day sections	Art/OT/PT-1 Computer Lab/Conf Room-1 Faculty Room-1 Music-1	Special Ed-2 RTI-3 RTI/Speech-1



Palermo Elementary Classroom School Usage

Elementary School-Classroom Usage 2016-17 (Includes Gym, Cafeteria, & Library)				
School Building	No. of Full-Size Rooms	Grade Level Classrooms (11)	Other Usage of Full-Size Rooms (7)	Usage of Small Rooms, Not Full-Size, Other Than Administration
Palermo Elementary	18	Pre-K-1* K-2 1 st Grade-2 2 nd Grade-2 3 rd Grade-2 4 th Grade-2 *2-1/2 day sections	Faculty Room-1 Art-1 Music-1 Special Ed-2 AIS-1 Multi-Purpose/Empty-1	Computer Lab-1 OT/PT-1 Speech-1 Social Worker-1 AIS-1



Middle School Classroom School Usage

Mexico Middle School-Classroom Usage 2016-17 (Includes Auditorium, Band Room, Chorus Room, Gym, Library, & Cafeteria)

School Building	No. of Full-Size Rooms	Grade Level Classrooms (30)	Other Usage of Full-Size Rooms (20)	Usage of Small Rooms, Not Full-Size, Other Than Administration
Middle School	50	5 th Grade-7 6 th Grade-7 7 th Grade-6 8 th Grade-6 German-1 Spanish-1 French-1 Language-1	Special Ed-5 Health-1 Technology-2 Computer Lab-2 Home & Career Skills-1 Resource-1 Health Clinic-1 Art-2 Wrestling Room-1 Fitness Room-1 Staff Development-1 Faculty Room-1 Multi Purpose/Empty-1	OT/PT-1 Speech-1 Social Worker-1 ISS-1 Testing Room-1 District Offices



Mexico High School-Classroom Usage 2016-17

(Includes Auditorium, Band Room, Chorus Room, Gym,
Swimming Pool, Indoor Track, Pierce Library, Hungerford
Library & Cafeteria)

School Building	No. Full-Size Rooms	Core Academic Classrooms (34)	Other Usage of Full-Size Rooms (28)	Usage of Smaller Rooms, Not Full-Size, Other Than Administration
High School	62	English-7 Social Studies-7 Math-7 Science-9 Foreign Language-4	Special Ed-5 Tiger Terrace-1 AIS Reading-1 Health-1 Computer Lab-1 GradPoint Class-1 Art-4 Technology-4 Home Ec-2 OT/PT-1 Jr. ROTC-1 Fitness Center-2 Wrestling Room-1 Tech Support-2 Teachers Room-1	Conference-2 Guidance-1 Food Service-1 Storage Mechanical Rooms Custodial Rooms Greenhouse-1 Testing Room-1 Computer Lab-1 In-School Suspension-1 Special Ed-1

High School Classroom School Usage



BCS 2015: Mexico Elementary School

2015 Building Condition Survey Mexico Elementary (5 Year Plan: 2017-2021) 74,131 Square Feet	
Item	Cost
Site Utilities	134,138
Other Site Features	624,442
Interior Spaces	955,994
Interior Spaces-Floor Finishes	163,279
Building Envelope	973,355
Plumbing-Excluding HVAC	319,459
HVAC Systems	1,324,964
Fire Safety Systems	370,848
Major Spaces-EDU	91,065
Support Spaces-EDU	36,426
Athletics-EDU	104,010
TOTAL	5,097,979



BCS 2015: New Haven Elementary School

2015 Building Condition Survey New Haven Elementary (5 Year Plan: 2017-2021) 38,190 Square Feet	
Item	Cost
Site Utilities	48,568
Other Site Features	130,796
Interior Spaces	1,226,990
Interior Spaces-Floor Finishes	233,280
Building Envelope	418,947
Plumbing-Excluding HVAC	214,418
HVAC Systems	1,531,514
Fire Safety Systems	309,846
Major Spaces-EDU	115,348
Support Spaces-EDU	2,323,143
TOTAL	6,549,850



BCS 2015: Palermo Elementary School

2015 Building Condition Survey Palermo Elementary (5 Year Plan: 2017-2021) 41,420 Square Feet	
Item	Cost
Site Utilities	56,823
Other Site Features	60,125
Substructure	8,730
Interior Spaces	602,251
Interior Spaces-Floor Finishes	450,577
Building Envelope	422,479
Plumbing-Excluding HVAC	139,272
HVAC Systems	1,066,989
Fire Safety Systems	318,843
Major Spaces-EDU	143,070
Support Spaces-EDU	2,823,129
TOTAL	6,092,288



BCS 2015: Middle School

2015 Building Condition Survey Mexico Middle School (5 Year Plan: 2017-2021) 162,736 Square Feet	
Item	Cost
Site Utilities	286,664
Other Site Features	2,116,189
Substructure	73,757
Interior Spaces	1,099,738
Interior Spaces-Floor Finishes	157,376
Building Envelope	462,850
Plumbing-Excluding HVAC	190,933
HVAC Systems	1,967,275
Fire Safety Systems	506,726
Major Spaces-EDU	267,123
TOTAL	7,128,630



BCS 2015: High School

2015 Building Condition Survey Mexico High School (5 Year Plan: 2017-2021) 220,342 Square Feet	
Item	Cost
Site Utilities	122,603
Other Site Features	2,493,752
Substructure	0
Interior Spaces	3,153,186
Interior Spaces-Floor Finishes	345,867
Building Envelope	1,369,687
Plumbing-Excluding HVAC	197,619
HVAC Systems	2,612,703
Fire Safety Systems	1,233,261
Educational Spaces-EDU	170,874
Support Spaces-EDU	1,181,256
Major Spaces-EDU	1,329,842
TOTAL	14,210,651



Total Cost of BCS Improvements

Cost of Improvements from 2015 Building Conditions Survey			
Building	BCS Costs	# of Square Feet	Cost/Square Foot
Mexico Elementary	5,097,979	74,131	68.77
Palermo Elementary	6,092,288	41,420	147.08
New Haven Elementary	6,549,850	38,190	171.51
Middle School	7,128,630	162,736	43.80
High School	14,210,651	220,342	64.49
Bus Garage	3,973,257	18,165	108.63
TOTAL	43,052,655	554,984	77.57



Take-A-Ways



1. Student enrollment is expected to decline by approximately 85 students over the next 7 years.
2. There is no one best way to arrange grades in a school district.
3. For a school district of its size, Mexico has a broad range of courses available to its students.
4. Approximately 40-44% of the juniors and seniors attend CTE classes at BOCES for a half day.
5. The school buildings have some available space but are generally well scheduled.
6. The Building Condition Survey has identified approximately \$43 million worth of work to be addressed in the next 5 years.

Questions????

