

PARENTS:
IMPORTANT SCHOOL BUS SAFETY ALERT

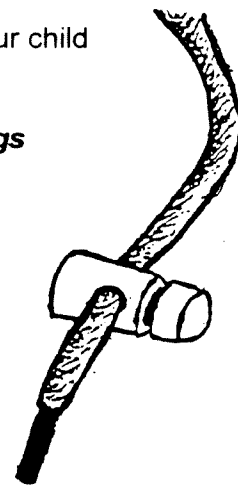
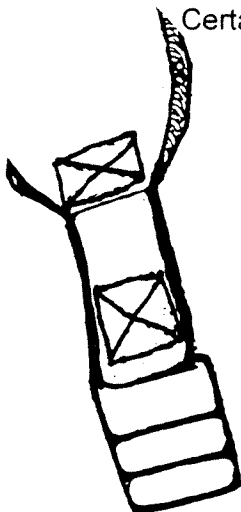
HELP US PROTECT YOUR CHILDREN
AS THEY TRAVEL TO AND FROM SCHOOL

Certain types of children's clothing can create a hazard as your child gets off the school bus. Especially dangerous are:

- **Long, dangling jacket or sweatshirt drawstrings**
 - **Long backpack straps**
 - **Long scarves or other loose clothing**

Such clothing can be caught in the bus handrail, door, or other equipment as the child gets off the bus.

In recent years, a number of children across the U.S. have had their clothing caught as they exited the bus. Several of these children were dragged by the bus and then killed when the bus ran over them.



Please take the time to check your children's clothing to make sure it is safe. Remove drawstrings from clothing whenever possible – at least, cut off drawstring tabs and knots.

Also, please talk with your child about the following safety rules:

- ***Stay away from the Danger Zones around the bus.***
- ***Make eye contact with your driver before crossing – wait for driver's signal.***
- ***Remember – other motorists don't always stop for a stopped school bus – use extreme caution whenever getting on or off the bus.***
- ***Never try to pick up something dropped near the bus – the bus driver might not see you and you could be run over.***

**SCHOOL BUS SAFETY IS A TEAM EFFORT –
NOTHING IS MORE PRECIOUS THAN A
CHILD'S LIFE.**

Parents & Teachers School Bus Safety Alert

A child's clothing can be dangerous when getting off the bus.

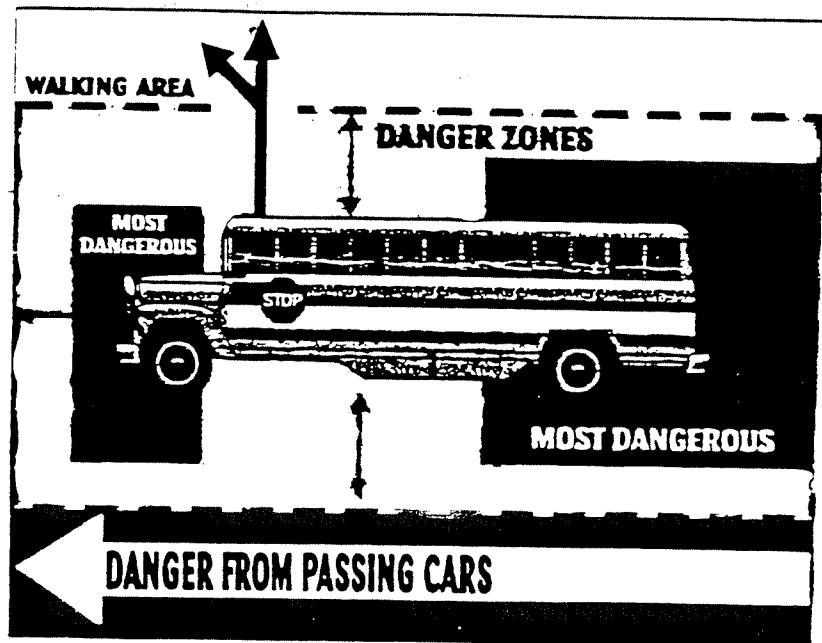
A number of children have been injured or killed when their clothing became caught when exiting the bus.

Dangerous clothing that can get caught in handrails, doors, or other areas includes:

- √ Jackets or sweatshirts with drawstrings
- √ Backpack straps
- √ Scarves or other loose clothing

Please talk with your children about these Safety Rules:

- √ Stay away from Danger Zones around the bus.
- √ If you drop something near the bus, don't pick it up. The driver may not see you. Tell the driver & follow his/her instructions.
- √ Remember that motorists don't always stop for the school bus. Use extreme caution when getting on or off the bus.



Please copy & distribute


School

Bus

Safety

Tips for

Parents



Most school bus fatalities occur when children are outside the bus, and 75% of these fatalities involve children under the age of nine.

Make sure your children know and follow these rules.

1. Be on time.
2. Never run to or from the bus.
3. Stand back from the curb.
4. Don't push or shove.
5. Stay in your seat.
6. Don't yell or shout.
7. Always obey the driver.
8. Wait for the driver's signal before crossing.
9. Always cross at least 10 feet in front of the bus.
10. Never crawl under a school bus.

Meet the bus.

Coordinate with other parents to ensure an adult is present at the bus stop every day, especially when children under the age of nine are present.

Remove drawstrings.

Clothing your children like may not always be safe. Drawstrings can catch in playground equipment, fences, school bus doors and escalators. Remove, shorten or replace drawstrings with another kind of fastener.



The National PTA®



INTERNATIONAL