


Analysis of 15 Mile Limitation for Private Schools

Baldwinsville CSD
October 15, 2012
J.Rodems



SOME DATA NEEDED FOR THE ANALYSIS

- List of students and families who do not distance qualify (104 students from 71 families)
- Knowledge of Regular Runs
- Knowledge of Late Runs
 - Late buses are self limiting – cut short if no one rides
 - All late bus runs (3:45 PM) were bid @ one (1) hour
- Start and End times of Private Schools affects routing
 - CBA starts at 7:30; MPH starts at 7:45; FH in class by 8 AM
 - Currently Route 75 leaves for CBA & MPH around 7 AM from Palmer Elementary
 - If more than 6 students are added to route 75 in the morning then the bus may be late to CBA/MPH



PRIVATE SCHOOL SCHEDULES

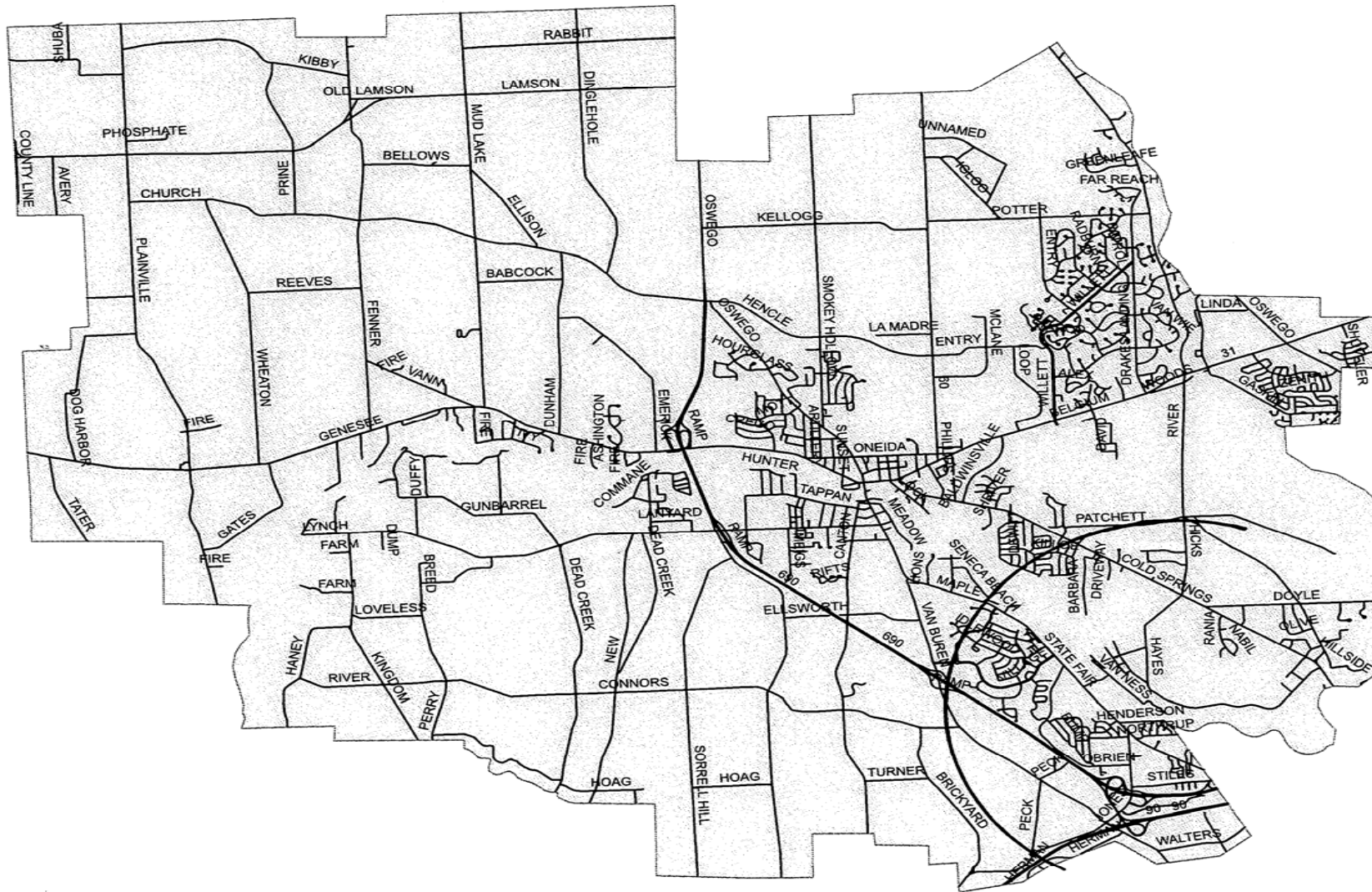
	<u>Start</u>	<u>End</u>
CBA	7:30 AM	2:35 PM
MPH	7:45 PM	3:10 PM
Ludden	7:30 AM	2:50 PM
Grimes	7:30 AM	3:00 PM
FH	8:00 AM	3:00 PM
HF	8:00 AM	2:10 PM
St Mary	8:00 AM	4:00 PM
LW	8:10 AM	3:15 PM



SOME DATA NEEDED FOR THE ANALYSIS (CONTINUED)

- Typical/Average ridership drives decision making
 - Route 75 is using a standard 45 adult passenger bus; would hold 65 elementary school children
 - Has 59 assigned to it and averages (week of Oct 1-5) 33 students riding
 - This leaves a capacity of an additional 12 students available, any more and we would have to assign another bus – that could cost over \$40,000 for one half of the day alone.





DISTRICT MAP - 15 MILE LIMIT AREA

TYPICAL COST OF A CBA RUN 2X PER DAY

- \$22,804 Driver (annualized) salary
- \$4579 ERS (pension)
- \$18,000 Health Ins
- \$1751 FICA
- \$47,224 Total Employee Cost
- \$37,170 Total Vehicle Cost = 60 miles X2 trips per day X \$1.75 per X 177 days
- \$84,394 Total Cost



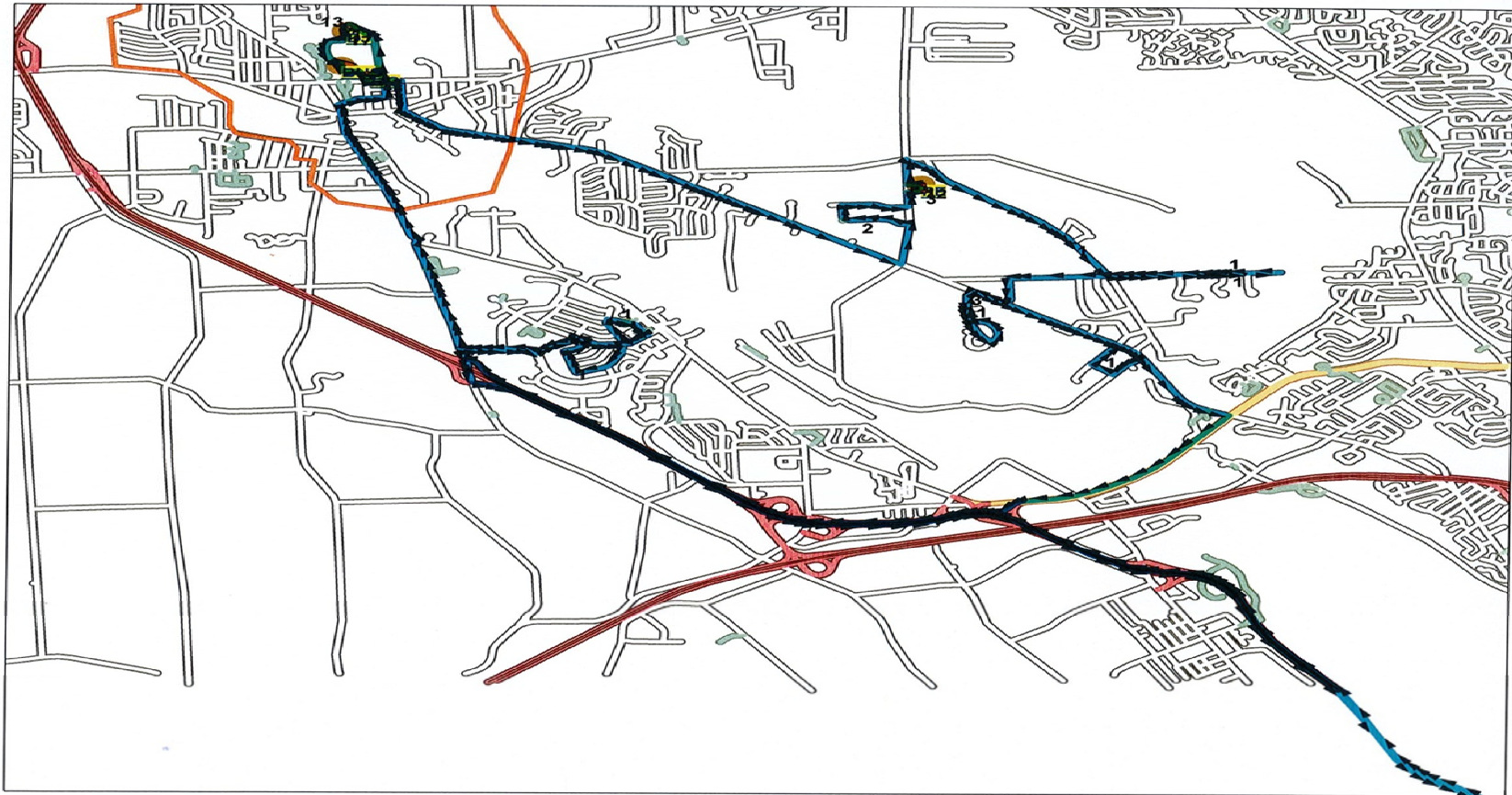
PRIVATE SCHOOL RUN DESIGN FOR 2012-13

In the AM the private school bus runs were typically designed to:

- Pick up some distance qualifying students
 - This is primarily in the eastern part of the district closer to Syracuse
- Travel to one or two pick up points
- Pick up some more distance qualifying students
- Go to the private school
- The start times for the private schools dictate that we leave early in the AM. The CBA/MPH bus leaves Palmer Elementary at 6:42 AM. Scheduled unload at CBA is 7:39 AM
- There is no set of feeder routes on which non-distance qualifying private school students could ride in to a central point.



Baldwinsville Central School District Route Map



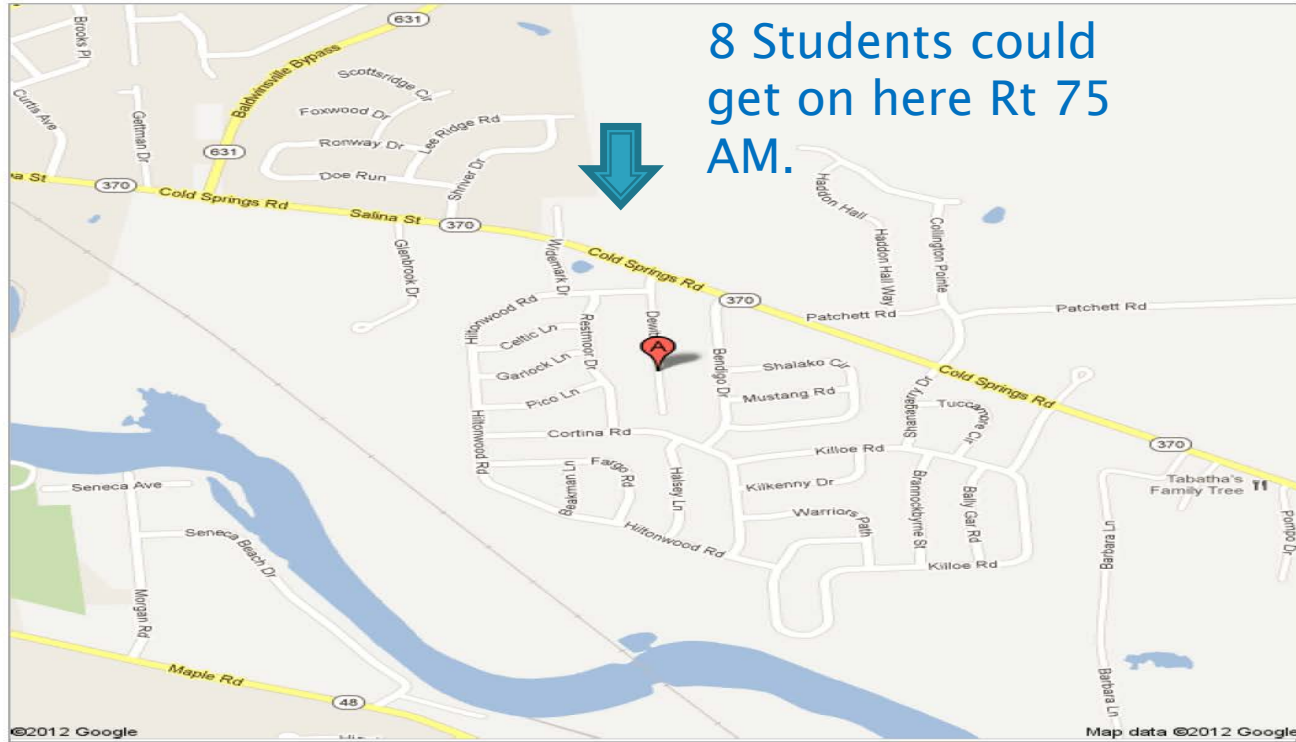
Route: **75-1**
Vehicle: **441**
Anchor: **BG**
Start Time: **6:23 AM**
Pickups: **59**
Distance: **59.90 mi.**

Desc: **CBA/MPH**
Driver: **ADSIT, MARY LOU**
Max Load: **59**
Arrival Time: **8:10 AM**
Transfers On: **0**
Transfers Off: **0**
Days: **MTWHF**

CBA/MPH ROUTE 75-1



Address **Dewitt Dr**
Baldwinsville, NY 13027



DILEMMA: NEW STOP OR EXISTING STOP ?

CBA/MPH DATA

CBA Data

- 60 total students in our transportation records
- 12 students who distance qualify of which
11 students who ride occasionally
- 48 students who do not distance qualify of which
35 ride occasionally
13 do not ride
- 46 in total ride occasionally
- 33 average daily ridership AM/12 in PM

MPH Data

- 10 total students in our transportation records
- 0 students who distance qualify
- 10 students who do not distance qualify of which
3 ride occasionally
7 do not ride

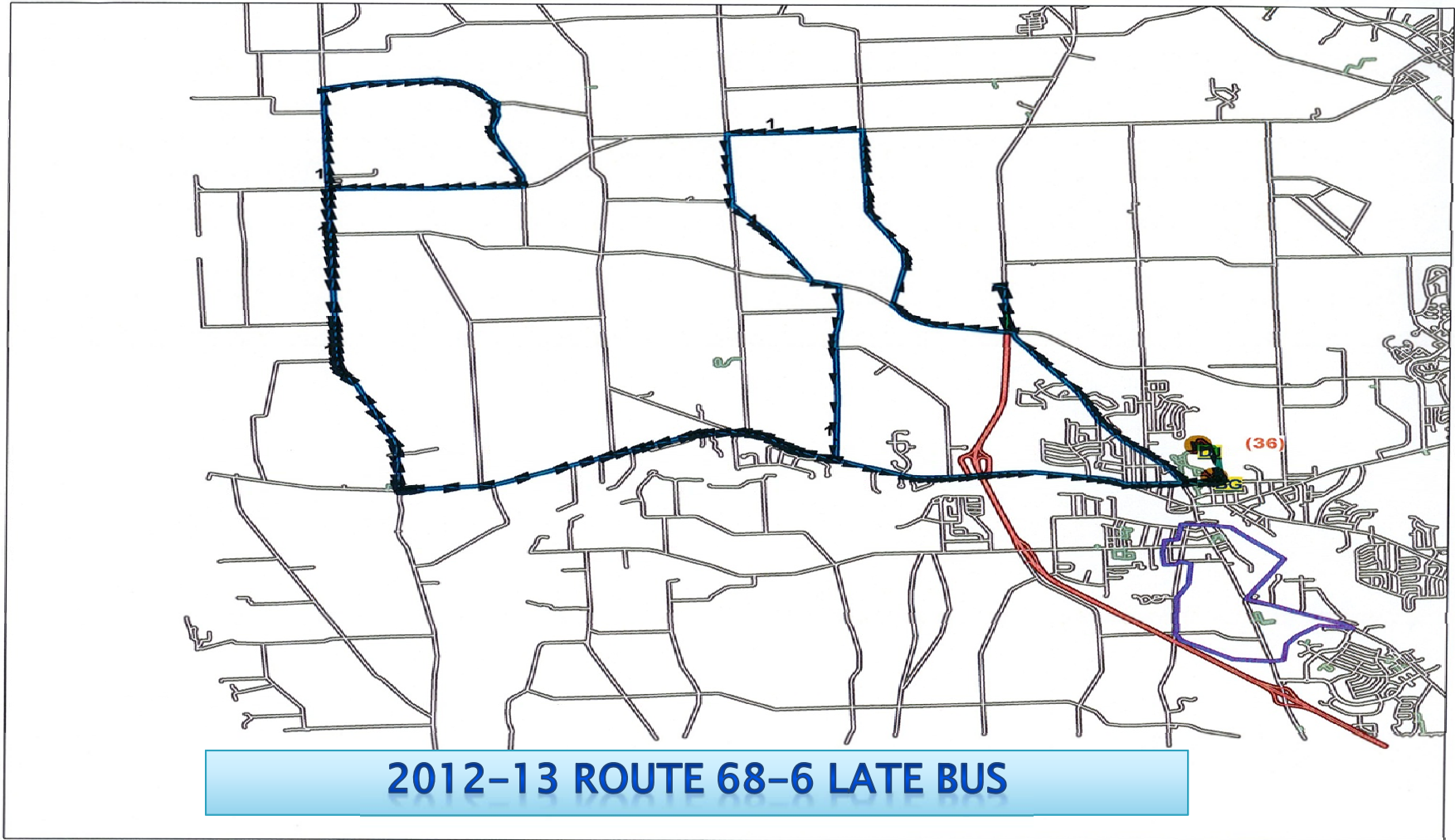


ISSUES WITH CHANGING LATE BUSES TO ACCOMMODATE NON DISTANCE QUALIFYING STUDENTS

- Existing stops on some routes are few and far between. If we add stops the time for the run will rise.
- Some late runs are long right now with Tuesday, Wednesday and Thursday rides approaching an hour.
- Some of these runs now average low numbers – Route 68 MF 0-2 riders and TWTh have 6 riders. If we add riders the time for the riders and the driver will rise.
- Our stop times in our routing software routinely use 1 minute for a typical one student stop. Depending on the stop this is often takes more time. E.G.: A student walking in front of the bus or more than one student on and off.
- Length of a run in good weather is one thing and the time for an entire run rises when the weather gets worse.



Baldwinsville Central School District Route Map



Route: **68-6**
Vehicle: **431**
Anchor: **DJ**
Depart Time: **3:45 PM**
Dropoffs: **6**
Distance: **33.08 mi.**

Desc: **3:45 LATE RUN-PLANVILLE**
Driver: **GATES, RALPH**
Max Load: **6**
End Time: **4:59 PM**
Transfers On: **6**
Transfers Off: **0**
Days: **MTWHF**



Address **8181 Dunham Rd**
Baldwinsville, NY 13027

Get Google Maps on your phone
Text the word "GMAFS" to 466-453



DILEMMA: NEW STOP OR EXISTING STOP ?

LATE BUS RIDERSHIP ISSUES

Route 68-6 Ridership example:

• Current ridership:		Bid Time	Actual Time
Monday and Friday	0 -2	4:54 PM	4:49 PM
Tues/Wed/Thurs	3	4:54 PM	4:49 PM
• Potential new riders	28		
• New possible total	31		

Note: we do have a helper route on TWTh which takes 5 to 12 qualifying riders into 68-6's quadrant. They get back at 4:54 PM.

Route 67-6 Ridership example:

• Current Ridership:		Bid Time	Actual Time
Monday and Friday	7 - 8	4:48 PM	4:50 PM
Tues/Wed/Thurs	19-25	4:48 PM	4:50 PM
• Potential new riders	45		
• New possible total	70		

JJR CONCLUSIONS

- Only a few students can be accommodated with a ride to the centralized pick up points in the AM without increased costs of adding stops or bus runs.
- Only a few students can be taken home at the end of the day on current runs to current stops without: increasing costs, crowding of buses, long walking distances from current stops or increasing ride time for those students who do distance qualify.

