

# 2024 ECLIPSE RESOURCES

APRIL 08

K-2

Baldwinsville, NY is in the path of totality in a solar eclipse for the first time in 125 years! This is a once-in-a-lifetime learning opportunity for our students and community.

## READ IT

### *Someone Is Eating The Sun*

By: Ruth A Sonneborn

### *A Few Beautiful Minutes*

By: Kate Allen Fox

### *Total Solar Eclipse: A Stellar Friendship Story*

By: Jayme Sandberg



## WATCH IT

### *Storytime From Space*

Listen to astronauts read and explain the eclipse from the International Space Station

### *Solar Eclipse for Kids*

An animated explanation of the solar eclipse



## TRY IT!

### *Exploring Earth: Bear's Shadow*

An activity, with printables, based on the book *Moonbear's Shadow*. Students move flashlights around to experiment with light and shadows



## BUILD IT

### *Make a Human Model*

- Materials: Flashlight, large ball, small ball



### *NASA: How Can the Little Moon Hide the Giant Sun?*

- Materials: Flashlight, ping pong ball, basketball



## BACKGROUND

### *NSTA Eclipse Educator Guide*



### *Totality in Baldwinsville*

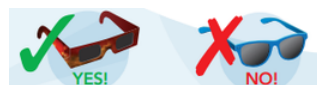
Partial Eclipse Begins: 2:08pm

Totality: 3:22:18- 3:23:35pm

Partial Eclipse Ends: 4:34pm

## SAFETY RESOURCES

Printable Community Flyer  
NASA Safety Information



The eclipse is NOT safe to view without certified eclipse glasses



# 2024 ECLIPSE RESOURCES

APRIL 08

3-5

Baldwinsville, NY is in the path of totality in a solar eclipse for the first time in 125 years! This is a once-in-a-lifetime learning opportunity for our students and community.


## READ IT

### ***Totality: An Eclipse Guide In Rhyme and Science***

By: Ruth A Sonneborn

### ***A Few Beautiful Minutes***

By: Kate Allen Fox



## WATCH IT

### ***Storytime From Space***

Listen to astronauts read and explain the eclipse from the International Space Station

### ***What is a Solar Eclipse?***

NASA's animated eclipse explanation






## TRY IT!



### ***Eclipse Chalk Art***

Create a chalk drawing of the sun and discover the sun's corona.



### ***Solar Eclipse Stations***

- Create a Solar Sun
- Label the Solar Features
- Apply Different Lenses
- Make a Model

## BUILD IT

### ***Eclipse Mythology***

Students will read about how different cultures explain the eclipse and then write their own story.



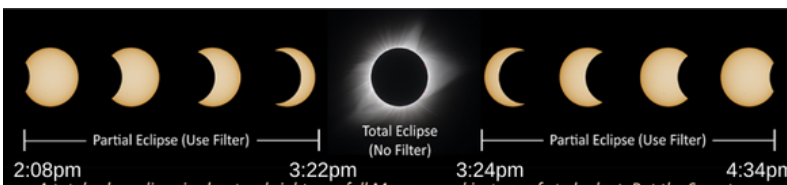
### ***NASA: How Can the Little Moon Hide the Giant Sun?***

- Materials: Flashlight, ping pong ball, basketball



## BACKGROUND

### ***NSTA Eclipse Educator Guide***



### ***Totality in Baldwinsville***

Partial Eclipse Begins: 2:08pm

Totality: 3:22:18- 3:23:35pm

Partial Eclipse Ends: 4:34pm

## SAFETY RESOURCES

***Printable Community Flyer***  
***NASA Safety Information***

The eclipse is NOT safe to view without certified eclipse glasses



# 2024 ECLIPSE RESOURCES

APRIL 08

6-8

Baldwinsville, NY is in the path of totality in a solar eclipse for the first time in 125 years! This is a once-in-a-lifetime learning opportunity for our students and community

## ECLIPSE BACKGROUND RESOURCES

[NSTA Eclipse Educator Guide](#)

[BOCES: Instructional Slides for Teachers](#)

[Video: NASA's Tour of an Eclipse](#)



## LIVESTREAM

LIVE STREAM

LIVE STREAM  
Total Solar Eclipse  
Apr 08, 2024  
timeanddate



## ELA

*Many cultures have different stories and rationales about eclipses and why eclipses happen...*

Students reflect on the sun's importance, a common thread that connects cultures.

They then analyze some of the many cultural stories/rationales behind eclipses, summarizing key takeaways and looking for common themes.



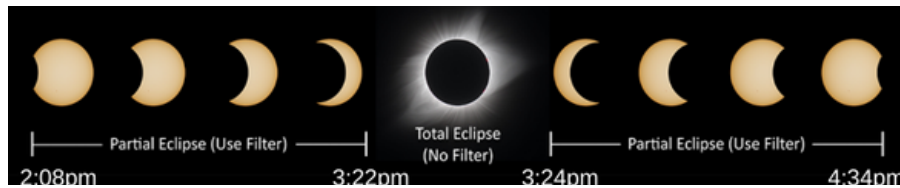
## SCIENCE

*Read and Learn All About it!*

Provide students with a menu of choices to read about, watch, explore and simulate solar eclipses. Students can share their learning and thinking on a collaborative Kami document.



**Also, check out the My NASA Data lesson plans!**



## Totality in Baldwinsville

Partial Eclipse Begins: 2:08pm

Totality: 3:22:18- 3:23:35pm


Partial Eclipse Ends: 4:34pm

## SOCIAL STUDIES

*The eclipse is going to look different for everyone depending on their location.*

Explore this simulation in order to see how geographic location impacts who will see totality and who will not!

Then, using knowledge gained, predict the path of totality across the United States.



## MATH

*Calculating Ratios of an Eclipse*

In this My NASA Data activity, students will use formula's in Google Sheets to calculate the ratio of the size of the sun to the moon and the distance of the sun and moon from Earth to determine the type of solar eclipse possible


**Also, check out NASA's Transit Math series**



## SAFETY RESOURCES

[Printable Community Flyer](#)  
[NASA Safety Information](#)

The eclipse is NOT safe to view without certified eclipse glasses





# 2024 ECLIPSE RESOURCES

APRIL 08

9-12

Baldwinsville, NY is in the path of totality in a solar eclipse for the first time in 125 years! This is a once-in-a-lifetime learning opportunity for our students and community

## ECLIPSE BACKGROUND RESOURCES

[NSTA Eclipse Educator Guide](#)

[BOCES: Instructional Slides for Teachers](#)

[Video: NASA's Tour of an Eclipse](#)



## LIVESTREAM

LIVE STREAM



## ELA



***Many cultures have different stories and rationales about eclipses and why eclipses happen...***

Students reflect on the sun's importance, a common thread that connects cultures.

They then analyze some of the many cultural stories/rationales behind eclipses, summarizing key takeaways and looking for common themes.



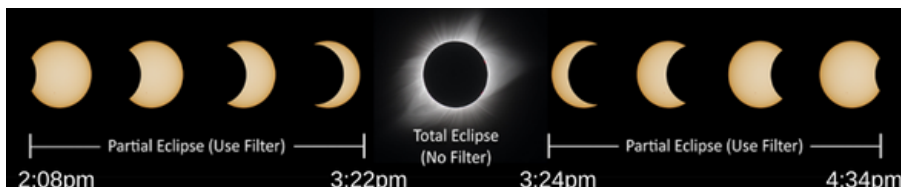
## SCIENCE

***Read and Learn All About it!***

Provide students with a menu of choices to read about, watch, explore and simulate solar eclipses. Students can share their learning and thinking on a collaborative Kami document.



**Also, check out the My NASA Data lesson plans!**



## Totality in Baldwinsville

Partial Eclipse Begins: 2:08pm  
Totality: 3:22:18- 3:23:35pm  
Partial Eclipse Ends: 4:34pm


## SOCIAL STUDIES



***The eclipse is going to look different for everyone depending on their location.***

Explore this simulation in order to see how geographic location impacts who will see totality and who will not!


Then, using knowledge gained, predict the path of totality across the United States.



## MATH

***Modeling Solar Eclipse Geometry***

In this My NASA Data activity, students will plot points to create graphs that model the motion of the sun and moon to predict the occurrence of eclipses.



**Also, check out NASA's Transit Math series**

## SAFETY RESOURCES

[Printable Community Flyer](#)  
[NASA Safety Information](#)

The eclipse is NOT safe to view without certified eclipse glasses

