

Week Summary

01/05/20 - 01/11/20

[1789750 - Baldwinsville 2016
Capital Improvements Project -
Baker High School Kitchen
Renovation](#)

Job #: 1789750

22
Man Days

176
Hours

0
Materials

[1789750 - Baldwinsville 2016
Capital Improvements Project -
New Transportation Center](#)

Job #: 1789750

99
Man Days

791
Hours

0
Materials

Baker High School Kitchen Renovation

[Detailed Stats](#) January Week 2 Stats (01/05/20 - 01/11/20)

22
Man Days

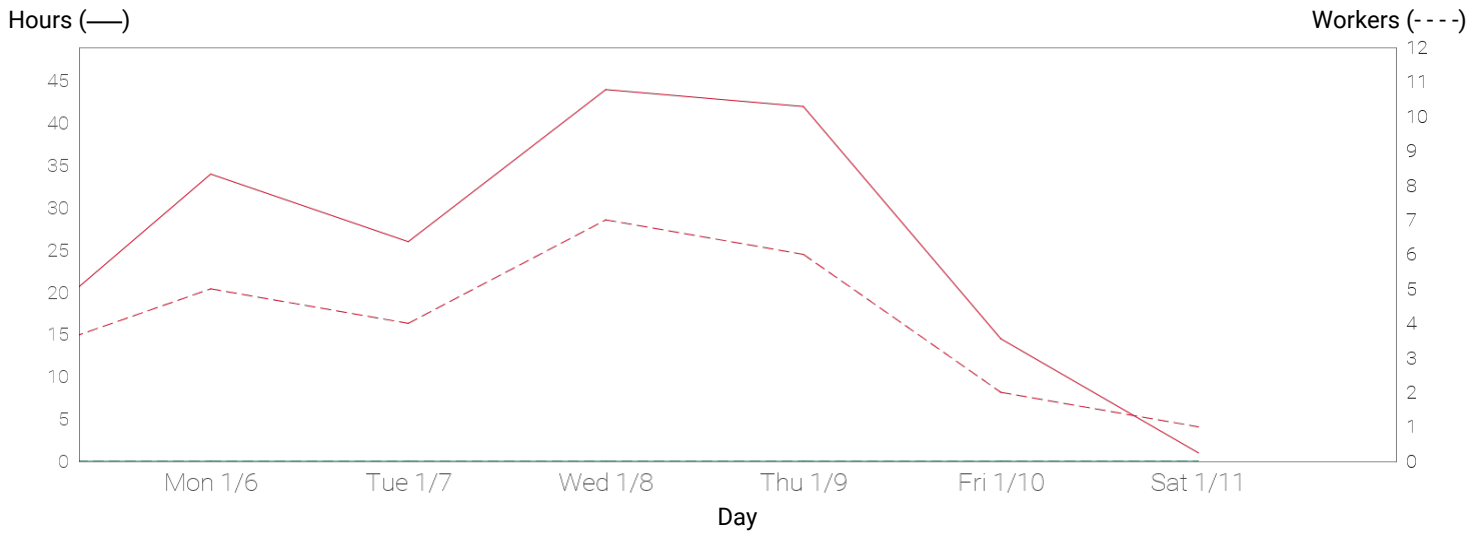
176
Hours

All Time Stats

1771
Man Days

14169
Hours

[Full Manpower Report](#) Manpower ● LeChase Construction Services ● All Collaborators



[Detailed Stats](#)

Company	Man Days	Manpower hours
LeChase Construction Services	0	0
Erie Mechanical Contractors, Inc.	11	87
Patricia Electric	6	48
S J Thomas Co Inc	5	41
Week Total	22	176
All Time Total	1771	14169

[Full Manpower Report \(Workers / Hrs\)](#)

Work Logs	Sun 01/05/20	Mon 01/06/20	Tue 01/07/20	Wed 01/08/20	Thu 01/09/20	Fri 01/10/20	Sat 01/11/20	Week Total
LeChase Construction Services	0 / 0	0 / 0	0 / 0	0 / 0	0 / 0	0 / 0	0 / 0	0 / 0

Erie Mechanical Contractors, Inc.	0 / 0	3 / 24	3 / 22	2 / 16	2 / 10	2 / 15	0 / 0	12 / 87
Bill Ratnour	0 / 0	1 / 8	1 / 8	0 / 0	0 / 0	0 / 0	0 / 0	2 / 16
Chris herbert	0 / 0	1 / 8	1 / 8	1 / 8	1 / 2	1 / 7	0 / 0	5 / 33
Jason Ratnour	0 / 0	1 / 8	1 / 6	1 / 8	1 / 8	1 / 8	0 / 0	5 / 38
Patricia Electric	0 / 0	0 / 0	0 / 0	3 / 24	3 / 24	0 / 0	0 / 0	6 / 48
Air curtain	0 / 0	0 / 0	0 / 0	0 / 0	3 / 24	0 / 0	0 / 0	3 / 24
Serving Line 216	0 / 0	0 / 0	0 / 0	3 / 24	0 / 0	0 / 0	0 / 0	3 / 24
S J Thomas Co Inc	3 / 14	2 / 10	1 / 4	2 / 4	1 / 8	0 / 0	1 / 1	10 / 41
Meier Construction	2 / 8	2 / 10	1 / 4	0 / 0	0 / 0	0 / 0	1 / 1	6 / 23
Phil Greene	0 / 0	0 / 0	0 / 0	0 / 0	1 / 8	0 / 0	0 / 0	1 / 8
SJ Thomas Co	1 / 6	0 / 0	0 / 0	2 / 4	0 / 0	0 / 0	0 / 0	3 / 10
Day Total	3 / 14	5 / 34	4 / 26	7 / 44	6 / 42	2 / 15	1 / 1	28 / 176

Transportation Center



[View All Photos](#)

[Detailed Stats](#) **January Week 2 Stats (01/05/20 - 01/11/20)**

99
Man Days

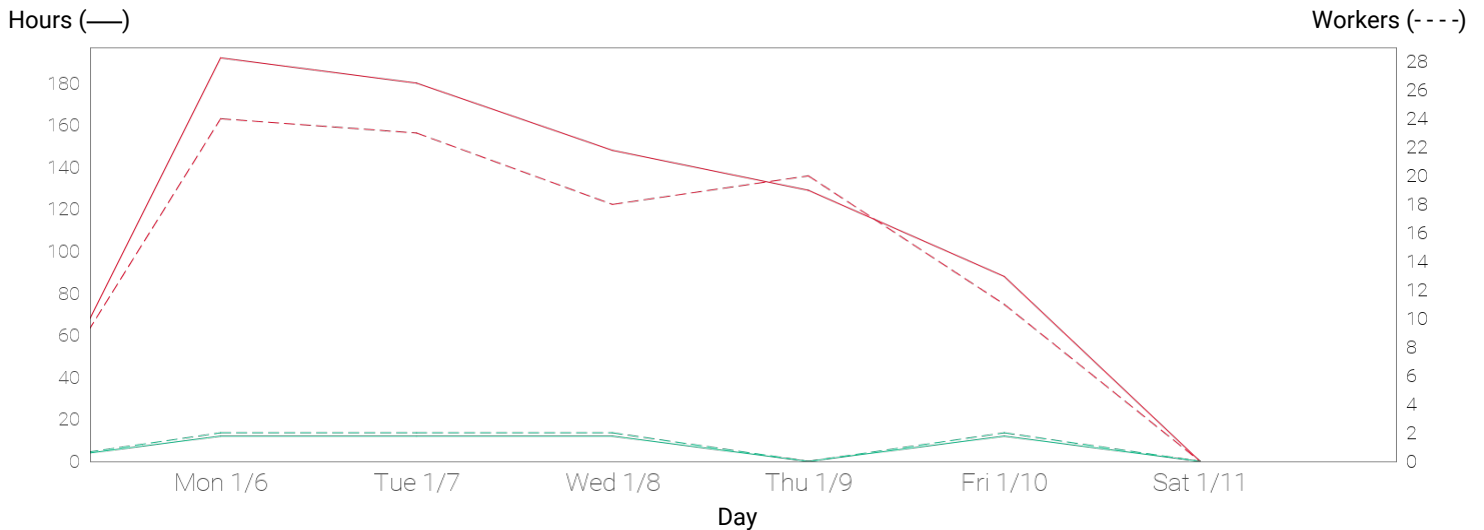
791
Hours

All Time Stats

8802
Man Days

70412
Hours

[Full Manpower Report](#) **Manpower** ● LeChase Construction Services ● All Collaborators




Monday 01/06/20






Tuesday 01/07/20



Wednesday 01/08/20





01/08/20 | 02:35PM



01/08/20 | 02:34PM



01/08/20 | 02:34PM



01/08/20 | 02:34PM


Thursday 01/09/20



01/09/20 | 03:42PM



01/09/20 | 03:34PM



01/09/20 | 03:34PM



01/09/20 | 03:33PM



01/09/20 | 03:30PM



01/09/20 | 03:29PM



01/09/20 | 03:29PM



01/09/20 | 03:29PM

Friday 01/10/20



01/10/20 | 08:01AM




01/10/20 | 08:00AM



01/10/20 | 11:34AM



01/10/20 | 11:30AM



Detailed Stats

Company	Man Days	Manpower hours
LeChase Construction Services	6	48
Erie Mechanical Contractors, Inc.	5	40
Knapp Electric	44	352
Lan-Co Companies	0	0
Lawman Heating & Cooling	7	56
MCK Building Associates Inc	37	295
Myriad Electric	0	0
Titan Roofing	0	0
Week Total	99	791
All Time Total	8802	70412

Full Manpower Report (Workers / Hrs)

Work Logs	Sun 01/05/20	Mon 01/06/20	Tue 01/07/20	Wed 01/08/20	Thu 01/09/20	Fri 01/10/20	Sat 01/11/20	Week Total
LeChase Construction Services	0 / 0	2 / 12	2 / 12	2 / 12	0 / 0	2 / 12	0 / 0	8 / 48
Bob Marketta	0 / 0	1 / 4	1 / 4	1 / 4	0 / 0	1 / 4	0 / 0	4 / 16
Matthew Herbert	0 / 0	1 / 8	1 / 8	1 / 8	0 / 0	1 / 8	0 / 0	4 / 32
Erie Mechanical Contractors, Inc.	0 / 0	1 / 8	1 / 8	1 / 8	0 / 0	2 / 16	0 / 0	5 / 40
Erie Mechanical.	0 / 0	1 / 8	1 / 8	1 / 8	0 / 0	2 / 16	0 / 0	5 / 40
Knapp Electric	0 / 0	9 / 72	10 / 80	9 / 72	7 / 56	9 / 72	0 / 0	44 / 352
Knapp Electric Inc.	0 / 0	9 / 72	10 / 80	9 / 72	7 / 56	9 / 72	0 / 0	44 / 352
Lan-Co Companies	0 / 0	0 / 0	0 / 0	0 / 0	0 / 0	0 / 0	0 / 0	0 / 0
Lawman Heating & Cooling	0 / 0	3 / 24	1 / 8	1 / 8	2 / 16	0 / 0	0 / 0	7 / 56
Insulation	0 / 0	2 / 16	0 / 0	0 / 0	0 / 0	0 / 0	0 / 0	2 / 16
Lawman - Piping	0 / 0	1 / 8	1 / 8	1 / 8	2 / 16	0 / 0	0 / 0	5 / 40
MCK Building Associates Inc	2 / 6	11 / 88	11 / 84	7 / 60	11 / 57	0 / 0	0 / 0	42 / 295

B.R. Johnson	0 / 0	2 / 16	2 / 16	0 / 0	0 / 0	0 / 0	0 / 0	4 / 32
City Lift	0 / 0	0 / 0	1 / 2	0 / 0	0 / 0	0 / 0	0 / 0	1 / 2
Commercial Painting	2 / 6	0 / 0	2 / 16	2 / 16	1 / 8	0 / 0	0 / 0	7 / 46
Edward Schalk & Son	0 / 0	2 / 16	0 / 0	0 / 0	0 / 0	0 / 0	0 / 0	2 / 16
Integrated Industrial Solutions	0 / 0	1 / 8	0 / 0	0 / 0	0 / 0	0 / 0	0 / 0	1 / 8
Jerome Fire Equipment	0 / 0	0 / 0	0 / 0	0 / 0	1 / 1	0 / 0	0 / 0	1 / 1
Olums	0 / 0	0 / 0	0 / 0	0 / 0	2 / 2	0 / 0	0 / 0	2 / 2
Otis	0 / 0	0 / 0	0 / 0	0 / 0	2 / 2	0 / 0	0 / 0	2 / 2
Palma Inc.	0 / 0	4 / 32	4 / 32	4 / 36	4 / 36	0 / 0	0 / 0	16 / 136
WCB Systems	0 / 0	2 / 16	2 / 18	1 / 8	1 / 8	0 / 0	0 / 0	6 / 50
Myriad Electric	0 / 0	0 / 0	0 / 0	0 / 0	0 / 0	0 / 0	0 / 0	0 / 0
Titan Roofing	0 / 0	0 / 0	0 / 0	0 / 0	0 / 0	0 / 0	0 / 0	0 / 0
Day Total	2 / 6	26 / 204	25 / 192	20 / 160	20 / 129	13 / 100	0 / 0	106 / 791