

Week Summary

01/12/20 - 01/18/20

[1789750 - Baldwinsville 2016
Capital Improvements Project -
Baker High School Kitchen
Renovation](#)

Job #: 1789750

21
Man Days

167
Hours

0
Materials

[1789750 - Baldwinsville 2016
Capital Improvements Project -
New Transportation Center](#)

Job #: 1789750

90
Man Days

717
Hours

0
Materials

Baker High School Kitchen Renovation



[View All Photos](#)

Detailed Stats January Week 3 Stats (01/12/20 - 01/18/20)

21
Man Days

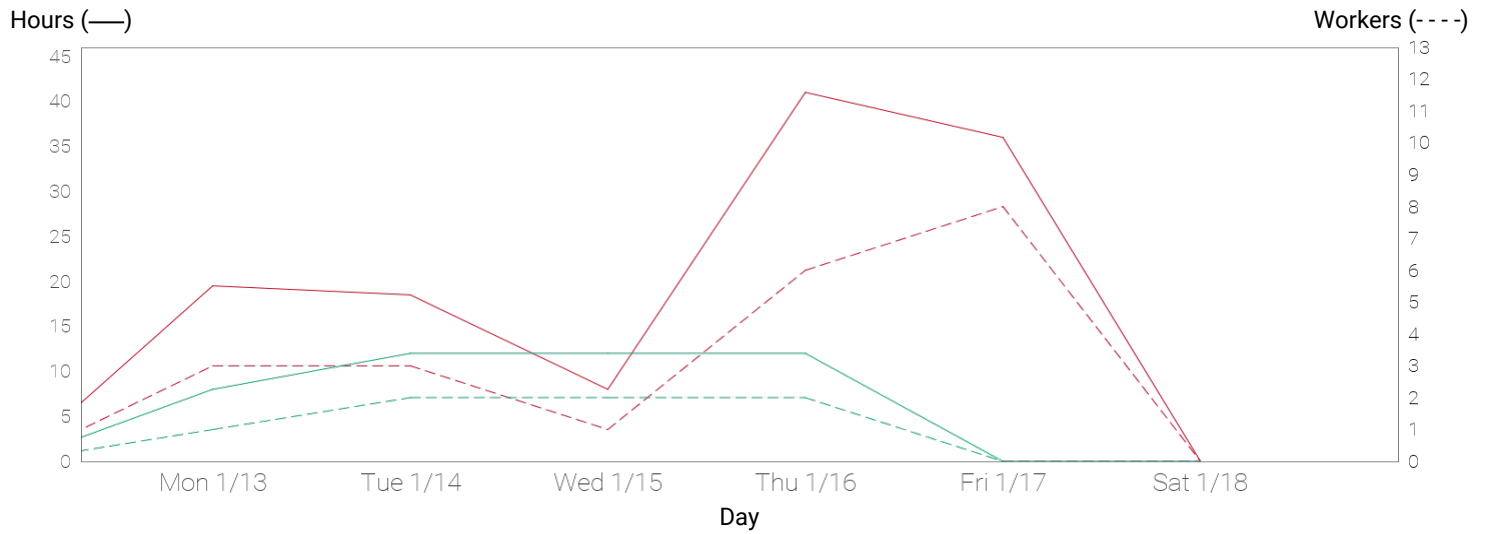
167
Hours

All Time Stats

1812
Man Days

14496
Hours

Full Manpower Report Manpower ● LeChase Construction Services ● All Collaborators



Wednesday 01/15/20





Detailed Stats

Company	Man Days	Manpower hours
LeChase Construction Services	6	44
Erie Mechanical Contractors, Inc.	8	63
Patricia Electric	0	0
S J Thomas Co Inc	8	60
Week Total	21	167
All Time Total	1812	14496

Full Manpower Report (Workers / Hrs)

Work Logs	Sun 01/12/20	Mon 01/13/20	Tue 01/14/20	Wed 01/15/20	Thu 01/16/20	Fri 01/17/20	Sat 01/18/20	Week Total
LeChase Construction Services	0 / 0	1 / 8	2 / 12	2 / 12	2 / 12	0 / 0	0 / 0	7 / 44
Bob Marketta	0 / 0	1 / 8	1 / 4	1 / 4	1 / 4	0 / 0	0 / 0	4 / 20
Donald Banks	0 / 0	0 / 0	1 / 8	1 / 8	1 / 8	0 / 0	0 / 0	3 / 24
Erie Mechanical Contractors, Inc.	0 / 0	2 / 16	2 / 15	1 / 8	2 / 9	2 / 15	0 / 0	9 / 63
Chris herbert	0 / 0	1 / 8	1 / 7	0 / 0	1 / 1	1 / 7	0 / 0	4 / 23
Jason Ratnour	0 / 0	1 / 8	1 / 8	1 / 8	1 / 8	1 / 8	0 / 0	5 / 40
Patricia Electric	0 / 0	0 / 0	0 / 0	0 / 0	0 / 0	0 / 0	0 / 0	0 / 0
S J Thomas Co Inc	0 / 0	1 / 4	1 / 4	0 / 0	4 / 32	6 / 21	0 / 0	12 / 60
Commercial Steel	0 / 0	0 / 0	0 / 0	0 / 0	4 / 32	4 / 16	0 / 0	8 / 48
Maier Construction	0 / 0	0 / 0	0 / 0	0 / 0	0 / 0	2 / 5	0 / 0	2 / 5
Meier Construction	0 / 0	1 / 4	1 / 4	0 / 0	0 / 0	0 / 0	0 / 0	2 / 7
Day Total	0 / 0	4 / 28	5 / 31	3 / 20	8 / 53	8 / 36	0 / 0	28 / 167

Transportation Center



[View All Photos](#)

[Detailed Stats](#) **January Week 3 Stats (01/12/20 - 01/18/20)**

90
Man Days

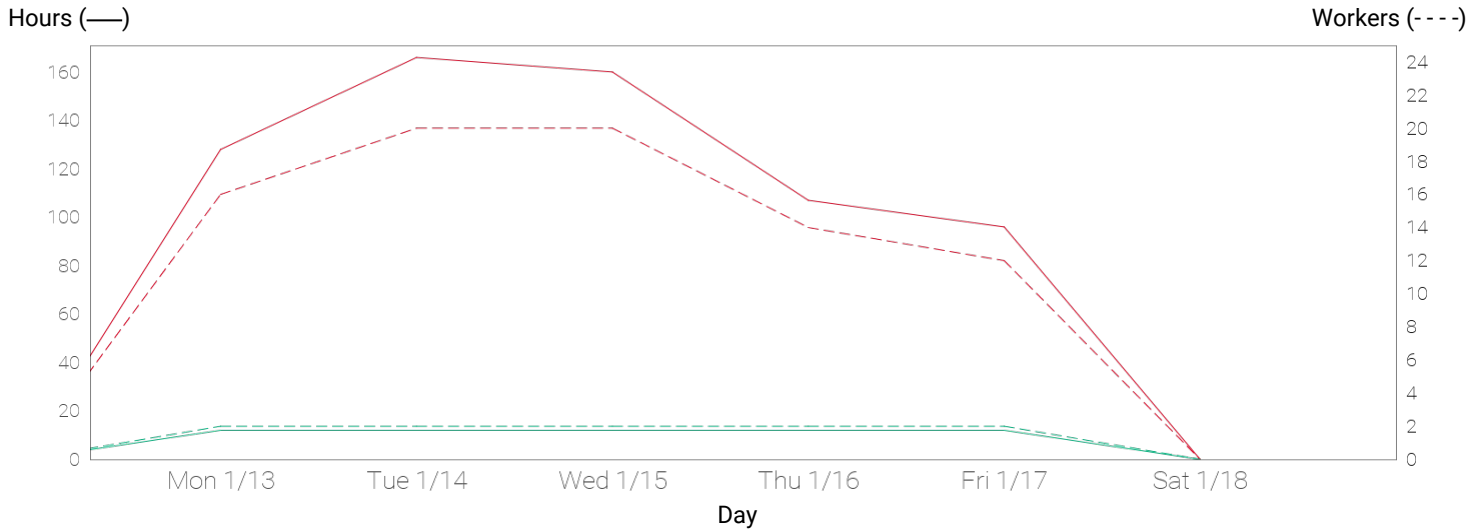
717
Hours

All Time Stats

8908
Man Days


71265
Hours

[Full Manpower Report](#) **Manpower** ● LeChase Construction Services ● All Collaborators



Monday 01/13/20







Tuesday 01/14/20



Wednesday 01/15/20





01/15/20 | 12:55PM



01/15/20 | 12:55PM



01/15/20 | 09:08AM



01/15/20 | 08:44AM

Thursday 01/16/20



01/16/20 | 02:19PM



01/16/20 | 02:07PM



01/16/20 | 02:05PM



01/16/20 | 02:05PM



01/16/20 | 02:05PM



01/16/20 | 01:09PM



01/16/20 | 01:09PM



01/16/20 | 01:09PM

Friday 01/17/20



01/17/20 | 07:49AM



01/17/20 | 07:49AM



01/17/20 | 07:49AM



01/17/20 | 02:05PM



Detailed Stats

Company	Man Days	Manpower hours
LeChase Construction Services	8	60
Erie Mechanical Contractors, Inc.	10	80
Knapp Electric	35	280
Lan-Co Companies	0	0
Lawman Heating & Cooling	3	24
MCK Building Associates Inc	34	273
Myriad Electric	0	0
Titan Roofing	0	0
Week Total	90	717
All Time Total	8908	71265

Full Manpower Report (Workers / Hrs)

Work Logs	Sun 01/12/20	Mon 01/13/20	Tue 01/14/20	Wed 01/15/20	Thu 01/16/20	Fri 01/17/20	Sat 01/18/20	Week Total
LeChase Construction Services	0 / 0	2 / 12	2 / 12	2 / 12	2 / 12	2 / 12	0 / 0	10 / 60
Bob Marketta	0 / 0	1 / 4	1 / 4	1 / 4	1 / 4	1 / 4	0 / 0	5 / 20
Matthew Herbert	0 / 0	1 / 8	1 / 8	1 / 8	1 / 8	1 / 8	0 / 0	5 / 40
Erie Mechanical Contractors, Inc.	0 / 0	2 / 16	2 / 16	2 / 16	2 / 16	2 / 16	0 / 0	10 / 80
Erie Mechanical.	0 / 0	2 / 16	2 / 16	2 / 16	2 / 16	2 / 16	0 / 0	10 / 80
Knapp Electric	0 / 0	7 / 56	8 / 64	8 / 64	4 / 32	8 / 64	0 / 0	35 / 280
Knapp Electric Inc.	0 / 0	7 / 56	8 / 64	8 / 64	4 / 32	8 / 64	0 / 0	35 / 280
Lan-Co Companies	0 / 0	0 / 0	0 / 0	0 / 0	0 / 0	0 / 0	0 / 0	0 / 0
Lawman Heating & Cooling	0 / 0	1 / 8	1 / 8	1 / 8	0 / 0	0 / 0	0 / 0	3 / 24
Lawman - Piping	0 / 0	1 / 8	1 / 8	1 / 8	0 / 0	0 / 0	0 / 0	3 / 24
MCK Building Associates Inc	0 / 0	6 / 48	9 / 78	9 / 72	8 / 59	2 / 16	0 / 0	34 / 273
City Lift	0 / 0	0 / 0	3 / 24	2 / 16	3 / 24	0 / 0	0 / 0	8 / 64

Commercial Painting	0 / 0	2 / 16	2 / 16	2 / 16	2 / 16	2 / 16	0 / 0	10 / 80
Draperies etc.	0 / 0	0 / 0	0 / 0	0 / 0	1 / 3	0 / 0	0 / 0	1 / 3
MCK Building Associates	0 / 0	1 / 8	0 / 0	0 / 0	0 / 0	0 / 0	0 / 0	1 / 8
Palma Inc.	0 / 0	3 / 24	3 / 30	3 / 24	0 / 0	0 / 0	0 / 0	9 / 78
WCB Systems	0 / 0	0 / 0	1 / 8	2 / 16	2 / 16	0 / 0	0 / 0	5 / 40
Myriad Electric	0 / 0	0 / 0	0 / 0	0 / 0	0 / 0	0 / 0	0 / 0	0 / 0
Titan Roofing	0 / 0	0 / 0	0 / 0	0 / 0	0 / 0	0 / 0	0 / 0	0 / 0
Day Total	0 / 0	18 / 140	22 / 178	22 / 172	16 / 119	14 / 108	0 / 0	92 / 717