

Week Summary

02/09/20 - 02/15/20

[1789750 - Baldwinsville 2016
Capital Improvements Project -
Baker High School Kitchen
Renovation](#)

Job #: 1789750

15
Man Days

116
Hours

0
Materials

[1789750 - Baldwinsville 2016
Capital Improvements Project -
New Transportation Center](#)

Job #: 1789750

59
Man Days

475
Hours

0
Materials

Baker High School Kitchen Renovation



[View All Photos](#)

[Detailed Stats](#) February Week 3 Stats (02/09/20 - 02/15/20)

15
Man Days

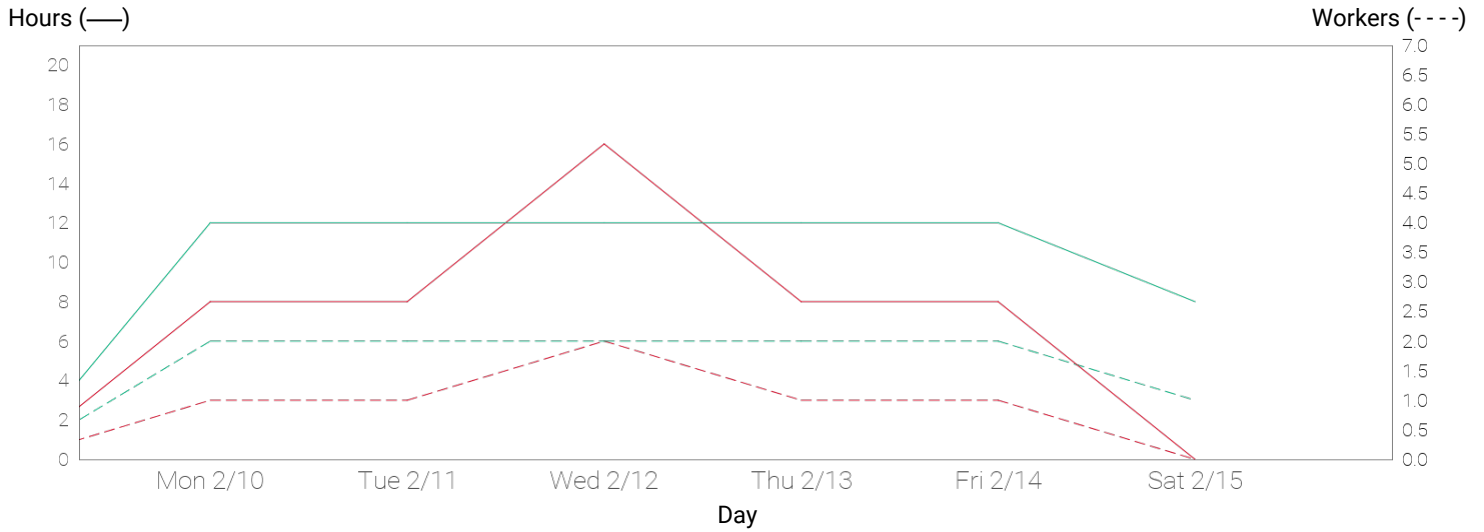
116
Hours

All Time Stats

1897
Man Days

15174
Hours

[Full Manpower Report](#) Manpower ● LeChase Construction Services ● All Collaborators



Tuesday 02/11/20





Wednesday 02/12/20



Thursday 02/13/20



Saturday 02/15/20





Detailed Stats

Company	Man Days	Manpower hours
LeChase Construction Services	9	68
Erie Mechanical Contractors, Inc.	5	40
Patricia Electric	0	0
S J Thomas Co Inc	1	8
Week Total	15	116
All Time Total	1897	15174

Full Manpower Report (Workers / Hrs)

Work Logs	Sun 02/09/20	Mon 02/10/20	Tue 02/11/20	Wed 02/12/20	Thu 02/13/20	Fri 02/14/20	Sat 02/15/20	Week Total
LeChase Construction Services	0 / 0	2 / 12	2 / 12	2 / 12	2 / 12	2 / 12	1 / 8	11 / 68
Bob Marketta	0 / 0	1 / 4	1 / 4	1 / 4	1 / 4	1 / 4	0 / 0	5 / 20
Donald Banks	0 / 0	1 / 8	1 / 8	1 / 8	1 / 8	1 / 8	1 / 8	6 / 48
Erie Mechanical Contractors, Inc.	0 / 0	1 / 8	1 / 8	1 / 8	1 / 8	1 / 8	0 / 0	5 / 40
Jimmy Potts	0 / 0	1 / 8	1 / 8	1 / 8	1 / 8	1 / 8	0 / 0	5 / 40
Patricia Electric	0 / 0	0 / 0	0 / 0	0 / 0	0 / 0	0 / 0	0 / 0	0 / 0
S J Thomas Co Inc	0 / 0	0 / 0	0 / 0	1 / 8	0 / 0	0 / 0	0 / 0	1 / 8
Sherman Construction	0 / 0	0 / 0	0 / 0	1 / 8	0 / 0	0 / 0	0 / 0	1 / 8
Day Total	0 / 0	3 / 20	3 / 20	4 / 28	3 / 20	3 / 20	1 / 8	17 / 116

Transportation Center



[View All Photos](#)

[Detailed Stats](#) February Week 3 Stats (02/09/20 - 02/15/20)

59
Man Days

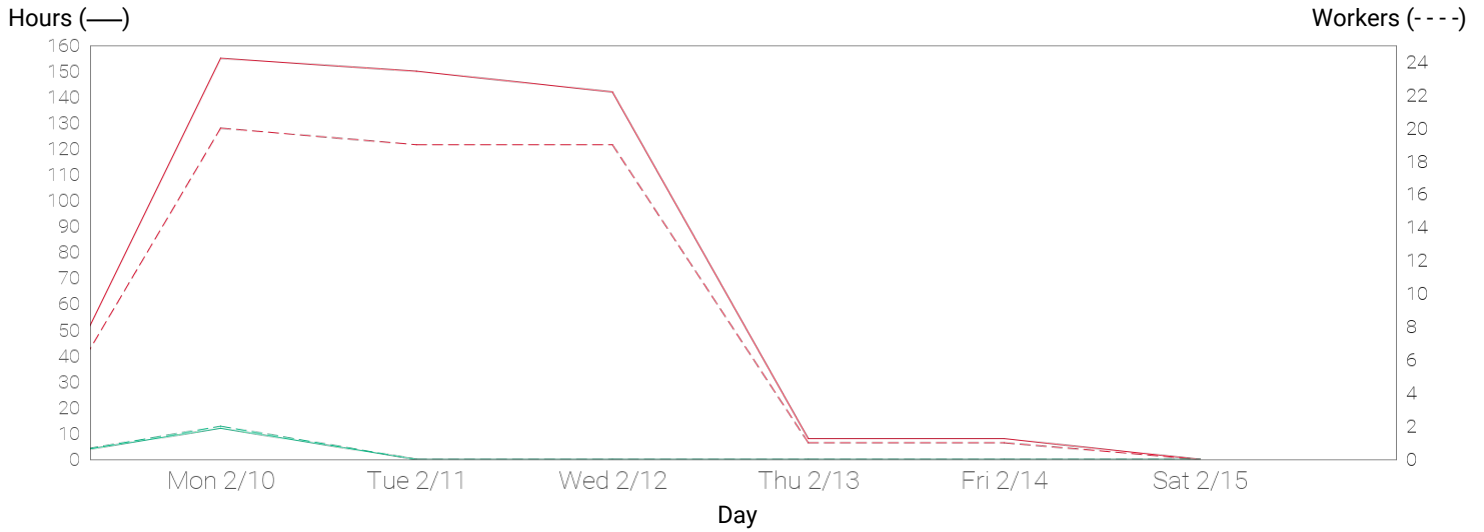
475
Hours

All Time Stats


6777
Man Days


54218
Hours

[Full Manpower Report](#) Manpower ● LeChase Construction Services ● All Collaborators



Monday 02/10/20






Tuesday 02/11/20



Friday 02/14/20





Detailed Stats

Company	Man Days	Manpower hours
LeChase Construction Services	2	12
Erie Mechanical Contractors, Inc.	5	40
Knapp Electric	19	152
MCK Building Associates Inc	34	271
Week Total	59	475
All Time Total	6777	54218

Full Manpower Report (Workers / Hrs)

Work Logs	Sun 02/09/20	Mon 02/10/20	Tue 02/11/20	Wed 02/12/20	Thu 02/13/20	Fri 02/14/20	Sat 02/15/20	Week Total
LeChase Construction Services	0 / 0	2 / 12	0 / 0	0 / 0	0 / 0	0 / 0	0 / 0	2 / 12
Bob Marketta	0 / 0	1 / 4	0 / 0	0 / 0	0 / 0	0 / 0	0 / 0	1 / 4
Matthew Herbert	0 / 0	1 / 8	0 / 0	0 / 0	0 / 0	0 / 0	0 / 0	1 / 8
Erie Mechanical Contractors, Inc.	0 / 0	1 / 8	1 / 8	1 / 8	1 / 8	1 / 8	0 / 0	5 / 40
Erie Mechanical.	0 / 0	1 / 8	1 / 8	1 / 8	1 / 8	1 / 8	0 / 0	5 / 40
Knapp Electric	0 / 0	6 / 48	6 / 48	7 / 56	0 / 0	0 / 0	0 / 0	19 / 152
Knapp Electric Inc.	0 / 0	6 / 48	6 / 48	7 / 56	0 / 0	0 / 0	0 / 0	19 / 152
MCK Building Associates Inc	0 / 0	13 / 99	12 / 94	11 / 78	0 / 0	0 / 0	0 / 0	36 / 271
City Lift	0 / 0	2 / 16	1 / 8	2 / 16	0 / 0	0 / 0	0 / 0	5 / 40
Commercial Painting	0 / 0	1 / 8	1 / 8	1 / 8	0 / 0	0 / 0	0 / 0	3 / 24
George Hall Cleaning	0 / 0	3 / 24	5 / 40	4 / 32	0 / 0	0 / 0	0 / 0	12 / 96
Heritage Masonry	0 / 0	1 / 8	1 / 8	0 / 0	0 / 0	0 / 0	0 / 0	2 / 16
MCK Building Associates	0 / 0	3 / 24	3 / 24	2 / 16	0 / 0	0 / 0	0 / 0	8 / 64
Overhead Door	0 / 0	2 / 16	0 / 0	1 / 2	0 / 0	0 / 0	0 / 0	3 / 18
Palma Inc.	0 / 0	1 / 3	1 / 6	1 / 4	0 / 0	0 / 0	0 / 0	3 / 13

Day Total

0 / 0

22 / 167

19 / 150

19 / 142

1 / 8

1 / 8

0 / 0

62 / 475