

Week Summary

12/29/19 - 01/04/20

[1789750 - Baldwinsville 2016
Capital Improvements Project -
Baker High School Kitchen
Renovation](#)

Job #: 1789750

75
Man Days

596
Hours

0
Materials

[1789750 - Baldwinsville 2016
Capital Improvements Project -
New Transportation Center](#)

Job #: 1789750

99
Man Days

795
Hours

0
Materials



[View All Photos](#)

[Detailed Stats](#) **December Week 5 Stats (12/29/19 - 01/04/20)**

75
Man Days

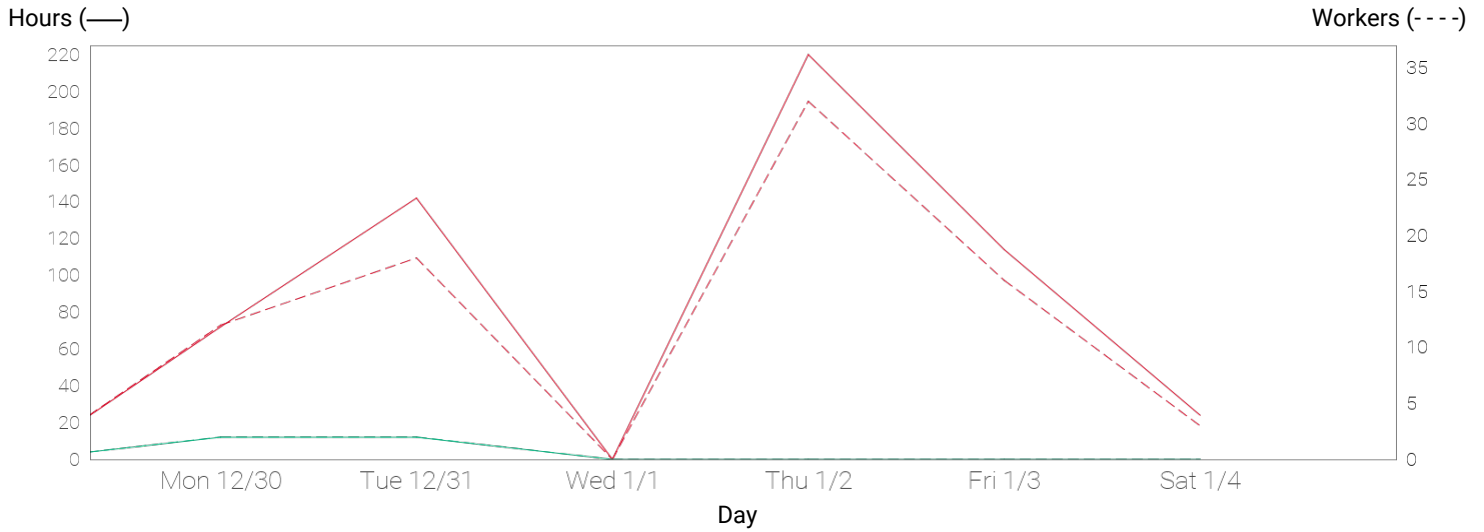
596
Hours

All Time Stats

1751
Man Days

14008
Hours

[Full Manpower Report](#) **Manpower** ● LeChase Construction Services ● All Collaborators



Monday 12/30/19



Tuesday 12/31/19



Detailed Stats

| Company | Man Days | Manpower hours |
|-----------------------------------|-------------|----------------|
| LeChase Construction Services | 3 | 24 |
| Erie Mechanical Contractors, Inc. | 14 | 110 |
| Patricia Electric | 15 | 120 |
| S J Thomas Co Inc | 43 | 342 |
| Week Total | 75 | 596 |
| All Time Total | 1751 | 14008 |




Full Manpower Report (Workers / Hrs)

| Work Logs | Sun 12/29/19 | Mon 12/30/19 | Tue 12/31/19 | Wed 01/01/20 | Thu 01/02/20 | Fri 01/03/20 | Sat 01/04/20 | Week Total |
|-----------------------------------|-----------------|-----------------|-----------------|-----------------|-----------------|-----------------|-----------------|---------------|
| LeChase Construction Services | 0 / 0 | 2 / 12 | 2 / 12 | 0 / 0 | 0 / 0 | 0 / 0 | 0 / 0 | 4 / 24 |
| Bob Marketta | 0 / 0 | 1 / 4 | 1 / 4 | 0 / 0 | 0 / 0 | 0 / 0 | 0 / 0 | 2 / 8 |
| Donald Banks | 0 / 0 | 1 / 8 | 1 / 8 | 0 / 0 | 0 / 0 | 0 / 0 | 0 / 0 | 2 / 16 |
| Erie Mechanical Contractors, Inc. | 0 / 0 | 4 / 32 | 4 / 30 | 0 / 0 | 3 / 24 | 3 / 24 | 0 / 0 | 14 / 110 |
| Bill Ratnour | 0 / 0 | 1 / 8 | 1 / 8 | 0 / 0 | 1 / 8 | 1 / 8 | 0 / 0 | 4 / 32 |
| Chris herbert | 0 / 0 | 1 / 8 | 1 / 8 | 0 / 0 | 1 / 8 | 1 / 8 | 0 / 0 | 4 / 32 |
| Dave Root | 0 / 0 | 1 / 8 | 1 / 6 | 0 / 0 | 0 / 0 | 0 / 0 | 0 / 0 | 2 / 14 |
| Jason Ratnour | 0 / 0 | 1 / 8 | 1 / 8 | 0 / 0 | 1 / 8 | 1 / 8 | 0 / 0 | 4 / 32 |

| | | | | | | | | |
|-------------------------|-------|---------|----------|-------|----------|----------|--------|----------|
| Patricia Electric | 0 / 0 | 8 / 40 | 5 / 40 | 0 / 0 | 8 / 40 | 0 / 0 | 0 / 0 | 21 / 120 |
| Lights/security | 0 / 0 | 0 / 0 | 0 / 0 | 0 / 0 | 8 / 40 | 0 / 0 | 0 / 0 | 8 / 40 |
| Serving line/lights | 0 / 0 | 8 / 40 | 0 / 0 | 0 / 0 | 0 / 0 | 0 / 0 | 0 / 0 | 8 / 40 |
| Wiring | 0 / 0 | 0 / 0 | 5 / 40 | 0 / 0 | 0 / 0 | 0 / 0 | 0 / 0 | 5 / 40 |
| S J Thomas Co Inc | 0 / 0 | 0 / 0 | 9 / 72 | 0 / 0 | 21 / 156 | 13 / 90 | 3 / 24 | 46 / 342 |
| Dick Tile | 0 / 0 | 0 / 0 | 5 / 40 | 0 / 0 | 5 / 40 | 3 / 24 | 3 / 24 | 16 / 128 |
| Frego Design | 0 / 0 | 0 / 0 | 0 / 0 | 0 / 0 | 2 / 10 | 2 / 10 | 0 / 0 | 4 / 20 |
| Genie Cleaners | 0 / 0 | 0 / 0 | 0 / 0 | 0 / 0 | 3 / 18 | 1 / 3 | 0 / 0 | 4 / 21 |
| Hamburg Door | 0 / 0 | 0 / 0 | 0 / 0 | 0 / 0 | 2 / 16 | 0 / 0 | 0 / 0 | 2 / 16 |
| Meier Construction | 0 / 0 | 0 / 0 | 1 / 8 | 0 / 0 | 2 / 16 | 2 / 16 | 0 / 0 | 5 / 40 |
| Oneida Flooring | 0 / 0 | 0 / 0 | 0 / 0 | 0 / 0 | 2 / 16 | 0 / 0 | 0 / 0 | 2 / 16 |
| Phil Greene | 0 / 0 | 0 / 0 | 0 / 0 | 0 / 0 | 1 / 8 | 1 / 9 | 0 / 0 | 2 / 17 |
| Sherman Construction | 0 / 0 | 0 / 0 | 1 / 8 | 0 / 0 | 2 / 16 | 2 / 18 | 0 / 0 | 5 / 42 |
| SJ Thomas Co | 0 / 0 | 0 / 0 | 2 / 16 | 0 / 0 | 2 / 16 | 0 / 0 | 0 / 0 | 4 / 32 |
| Wayne Dalton. | 0 / 0 | 0 / 0 | 0 / 0 | 0 / 0 | 0 / 0 | 2 / 10 | 0 / 0 | 2 / 10 |
| Day Total | 0 / 0 | 14 / 84 | 20 / 154 | 0 / 0 | 32 / 220 | 16 / 114 | 3 / 24 | 85 / 596 |

Transportation Center



[View All Photos](#)

[Detailed Stats](#) December Week 5 Stats (12/29/19 - 01/04/20)

99
Man Days

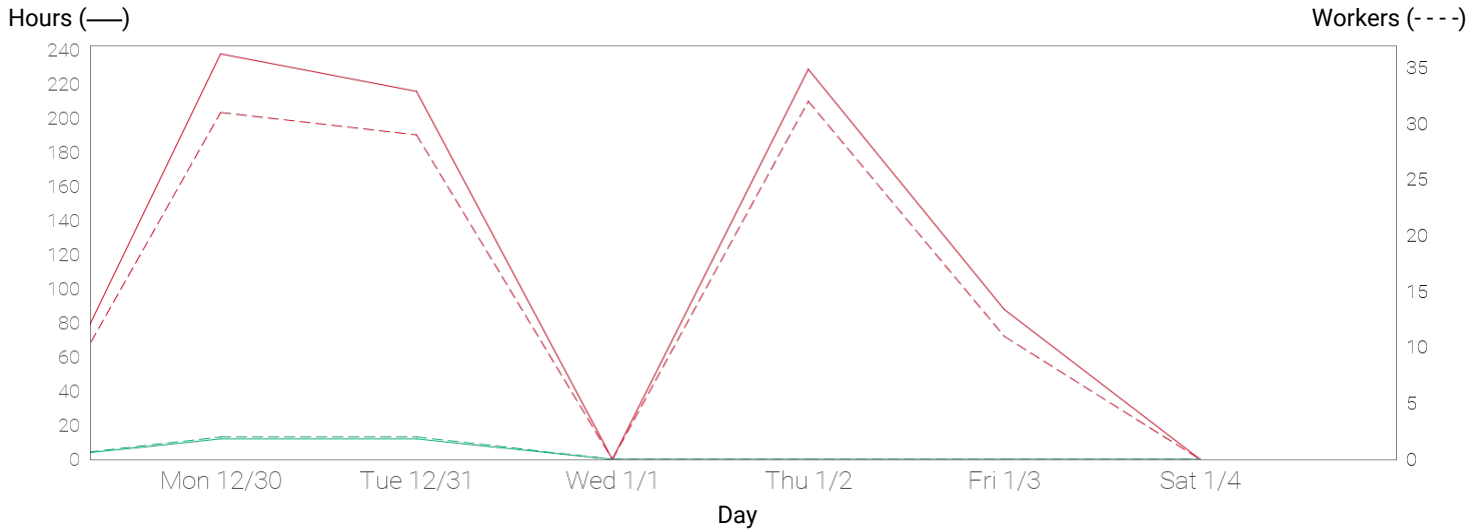
795
Hours

All Time Stats


8679
Man Days

69431
Hours

[Full Manpower Report](#) Manpower ● LeChase Construction Services ● All Collaborators



Tuesday 12/31/19





Detailed Stats

| Company | Man Days | Manpower hours |
|-----------------------------------|-------------|----------------|
| LeChase Construction Services | 3 | 24 |
| Erie Mechanical Contractors, Inc. | 9 | 72 |
| Knapp Electric | 41 | 328 |
| Lan-Co Companies | 0 | 0 |
| Lawman Heating & Cooling | 9 | 72 |
| MCK Building Associates Inc | 37 | 299 |
| Myriad Electric | 0 | 0 |
| Titan Roofing | 0 | 0 |
| Week Total | 99 | 795 |
| All Time Total | 8679 | 69431 |

Full Manpower Report (Workers / Hrs)

| Work Logs | Sun 12/29/19 | Mon 12/30/19 | Tue 12/31/19 | Wed 01/01/20 | Thu 01/02/20 | Fri 01/03/20 | Sat 01/04/20 | Week Total |
|--|-----------------|-----------------|-----------------|-----------------|-----------------|-----------------|-----------------|---------------|
| LeChase Construction Services | 0 / 0 | 2 / 12 | 2 / 12 | 0 / 0 | 0 / 0 | 0 / 0 | 0 / 0 | 4 / 24 |
| Bob Marketta | 0 / 0 | 1 / 4 | 1 / 4 | 0 / 0 | 0 / 0 | 0 / 0 | 0 / 0 | 2 / 8 |
| Matthew Herbert | 0 / 0 | 1 / 8 | 1 / 8 | 0 / 0 | 0 / 0 | 0 / 0 | 0 / 0 | 2 / 16 |
| Erie Mechanical Contractors, Inc. | 0 / 0 | 5 / 34 | 2 / 16 | 0 / 0 | 4 / 22 | 0 / 0 | 0 / 0 | 11 / 72 |
| Associated Fire Protection | 0 / 0 | 0 / 0 | 0 / 0 | 0 / 0 | 2 / 6 | 0 / 0 | 0 / 0 | 2 / 6 |
| Erie Mechanical. | 0 / 0 | 2 / 16 | 2 / 16 | 0 / 0 | 2 / 16 | 0 / 0 | 0 / 0 | 6 / 48 |
| Paragon Environmental | 0 / 0 | 3 / 18 | 0 / 0 | 0 / 0 | 0 / 0 | 0 / 0 | 0 / 0 | 3 / 18 |
| Knapp Electric | 0 / 0 | 10 / 80 | 11 / 88 | 0 / 0 | 9 / 72 | 11 / 88 | 0 / 0 | 41 / 328 |
| Knapp Electric Inc. | 0 / 0 | 10 / 80 | 11 / 88 | 0 / 0 | 9 / 72 | 11 / 88 | 0 / 0 | 41 / 328 |
| Lan-Co Companies | 0 / 0 | 0 / 0 | 0 / 0 | 0 / 0 | 0 / 0 | 0 / 0 | 0 / 0 | 0 / 0 |
| Lawman Heating & Cooling | 0 / 0 | 3 / 24 | 3 / 24 | 0 / 0 | 3 / 24 | 0 / 0 | 0 / 0 | 9 / 72 |
| Insulation | 0 / 0 | 2 / 16 | 2 / 16 | 0 / 0 | 2 / 16 | 0 / 0 | 0 / 0 | 6 / 48 |

| | | | | | | | | |
|---------------------------------|-------|----------|----------|-------|----------|---------|-------|-----------|
| Lawman - Piping | 0 / 0 | 1 / 8 | 1 / 8 | 0 / 0 | 1 / 8 | 0 / 0 | 0 / 0 | 3 / 24 |
| MCK Building Associates Inc | 0 / 0 | 13 / 100 | 13 / 88 | 0 / 0 | 16 / 111 | 0 / 0 | 0 / 0 | 42 / 299 |
| Arrow Contracting | 0 / 0 | 0 / 0 | 0 / 0 | 0 / 0 | 1 / 8 | 0 / 0 | 0 / 0 | 1 / 8 |
| B.R. Johnson | 0 / 0 | 0 / 0 | 0 / 0 | 0 / 0 | 1 / 1 | 0 / 0 | 0 / 0 | 1 / 1 |
| Commercial Painting | 0 / 0 | 2 / 16 | 2 / 12 | 0 / 0 | 3 / 24 | 0 / 0 | 0 / 0 | 7 / 52 |
| Edward Schalk & Son | 0 / 0 | 1 / 8 | 1 / 8 | 0 / 0 | 1 / 8 | 0 / 0 | 0 / 0 | 3 / 24 |
| Gitzen | 0 / 0 | 0 / 0 | 4 / 32 | 0 / 0 | 0 / 0 | 0 / 0 | 0 / 0 | 4 / 32 |
| Imperial Cleaning | 0 / 0 | 2 / 12 | 0 / 0 | 0 / 0 | 2 / 12 | 0 / 0 | 0 / 0 | 4 / 24 |
| Integrated Industrial Solutions | 0 / 0 | 0 / 0 | 0 / 0 | 0 / 0 | 2 / 16 | 0 / 0 | 0 / 0 | 2 / 16 |
| MCK Building Associates | 0 / 0 | 2 / 16 | 2 / 16 | 0 / 0 | 0 / 0 | 0 / 0 | 0 / 0 | 4 / 32 |
| Oneida Flooring | 0 / 0 | 0 / 0 | 0 / 0 | 0 / 0 | 2 / 10 | 0 / 0 | 0 / 0 | 2 / 10 |
| Palma Inc. | 0 / 0 | 5 / 40 | 4 / 20 | 0 / 0 | 4 / 32 | 0 / 0 | 0 / 0 | 13 / 92 |
| Paragon | 0 / 0 | 1 / 8 | 0 / 0 | 0 / 0 | 0 / 0 | 0 / 0 | 0 / 0 | 1 / 8 |
| Myriad Electric | 0 / 0 | 0 / 0 | 0 / 0 | 0 / 0 | 0 / 0 | 0 / 0 | 0 / 0 | 0 / 0 |
| Titan Roofing | 0 / 0 | 0 / 0 | 0 / 0 | 0 / 0 | 0 / 0 | 0 / 0 | 0 / 0 | 0 / 0 |
| Day Total | 0 / 0 | 33 / 250 | 31 / 228 | 0 / 0 | 32 / 229 | 11 / 88 | 0 / 0 | 107 / 795 |