



[View All Photos](#)

[Detailed Stats](#) **September Week 5 Stats (09/29/19 - 10/05/19)**

**176**  
Workers

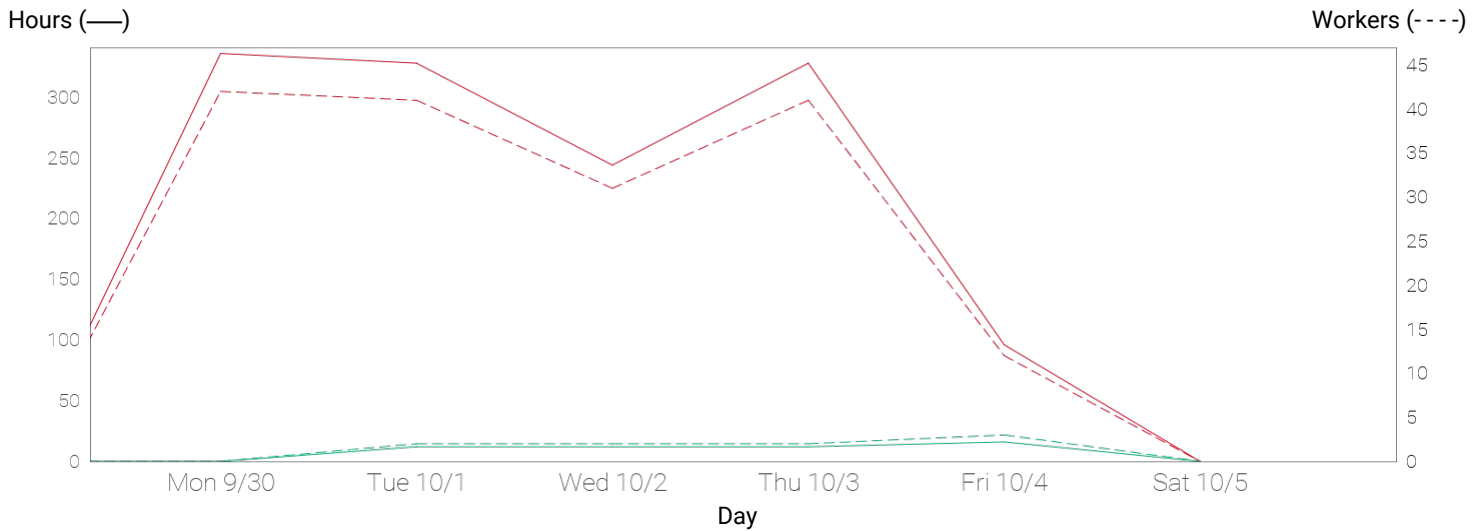
**1384**  
Hours

**All Time Stats**

**7293**  
Workers

**53835**  
Hours

[Full Manpower Report](#) **Manpower** ● LeChase Construction Services ■ All Collaborators





**Tuesday 10/01/19**








### Wednesday 10/02/19



### Thursday 10/03/19







## Friday 10/04/19



## Detailed Stats

Company	Workers	Manpower hours
LeChase Construction Services	9	52
Erie Mechanical Contractors, Inc.	35	280
Knapp Electric	25	200
Lan-Co Companies	0	0
Lawman Heating & Cooling	34	272
MCK Building Associates Inc	73	580
Myriad Electric	0	0
Titan Roofing	0	0
<b>Week Total</b>	<b>176</b>	<b>1384</b>
<b>All Time Total</b>	<b>7293</b>	<b>53835</b>

## Full Manpower Report (Workers / Hrs)

Work Logs	Sun 09/29/19	Mon 09/30/19	Tue 10/01/19	Wed 10/02/19	Thu 10/03/19	Fri 10/04/19	Sat 10/05/19	Week Total
<b>LeChase Construction Services</b>	0 / 0	0 / 0	2 / 12	2 / 12	2 / 12	3 / 16	0 / 0	9 / 52
Bob Marketta	0 / 0	0 / 0	1 / 4	1 / 4	1 / 4	1 / 4	0 / 0	4 / 16
CME Associates (Concrete)	0 / 0	0 / 0	0 / 0	0 / 0	0 / 0	1 / 4	0 / 0	1 / 4
Matthew Herbert	0 / 0	0 / 0	1 / 8	1 / 8	1 / 8	1 / 8	0 / 0	4 / 32
<b>Erie Mechanical Contractors, Inc.</b>	0 / 0	9 / 72	8 / 64	8 / 64	10 / 80	0 / 0	0 / 0	35 / 280
Associated Fire Protection	0 / 0	2 / 16	2 / 16	2 / 16	2 / 16	0 / 0	0 / 0	8 / 64
Erie Mechanical.	0 / 0	4 / 32	4 / 32	3 / 24	3 / 24	0 / 0	0 / 0	14 / 112
Paragon Environmental	0 / 0	3 / 24	2 / 16	3 / 24	3 / 24	0 / 0	0 / 0	11 / 88
Sabert insulation	0 / 0	0 / 0	0 / 0	0 / 0	2 / 16	0 / 0	0 / 0	2 / 16
<b>Knapp Electric</b>	0 / 0	6 / 48	5 / 40	4 / 32	5 / 40	5 / 40	0 / 0	25 / 200
Knapp Electric Inc.	0 / 0	6 / 48	5 / 40	4 / 32	5 / 40	5 / 40	0 / 0	25 / 200
<b>Lan-Co Companies</b>	0 / 0	0 / 0	0 / 0	0 / 0	0 / 0	0 / 0	0 / 0	0 / 0
<b>Lawman Heating &amp; Cooling</b>	0 / 0	5 / 40	8 / 64	7 / 56	7 / 56	7 / 56	0 / 0	34 / 272
Insulation	0 / 0	0 / 0	2 / 16	2 / 16	2 / 16	2 / 16	0 / 0	8 / 64
Lawman - Piping	0 / 0	5 / 40	6 / 48	5 / 40	5 / 40	5 / 40	0 / 0	26 / 208
<b>MCK Building Associates Inc</b>	0 / 0	22 / 176	20 / 160	12 / 92	19 / 152	0 / 0	0 / 0	73 / 580
B.R. Johnson	0 / 0	4 / 32	4 / 32	2 / 16	2 / 16	0 / 0	0 / 0	12 / 96
Commercial Painting	0 / 0	2 / 16	2 / 16	3 / 24	3 / 24	0 / 0	0 / 0	10 / 80
Edward Schalk & Son	0 / 0	4 / 32	4 / 32	4 / 32	5 / 40	0 / 0	0 / 0	17 / 136
Integrated Industrial Solutions	0 / 0	2 / 16	2 / 16	0 / 0	0 / 0	0 / 0	0 / 0	4 / 32
Joe Baldwin Masonry	0 / 0	2 / 16	2 / 16	1 / 4	2 / 16	0 / 0	0 / 0	7 / 52
Paragon	0 / 0	8 / 64	4 / 32	0 / 0	5 / 40	0 / 0	0 / 0	17 / 136
Ward Steel	0 / 0	0 / 0	2 / 16	2 / 16	2 / 16	0 / 0	0 / 0	6 / 48
<b>Myriad Electric</b>	0 / 0	0 / 0	0 / 0	0 / 0	0 / 0	0 / 0	0 / 0	0 / 0
<b>Titan Roofing</b>	0 / 0	0 / 0	0 / 0	0 / 0	0 / 0	0 / 0	0 / 0	0 / 0
<b>Day Total</b>	0 / 0	42 / 336	43 / 340	33 / 256	43 / 340	15 / 112	0 / 0	176 / 1384