



[View All Photos](#)

[Detailed Stats](#) **October Week 2 Stats (10/06/19 - 10/12/19)**

**165**  
Workers

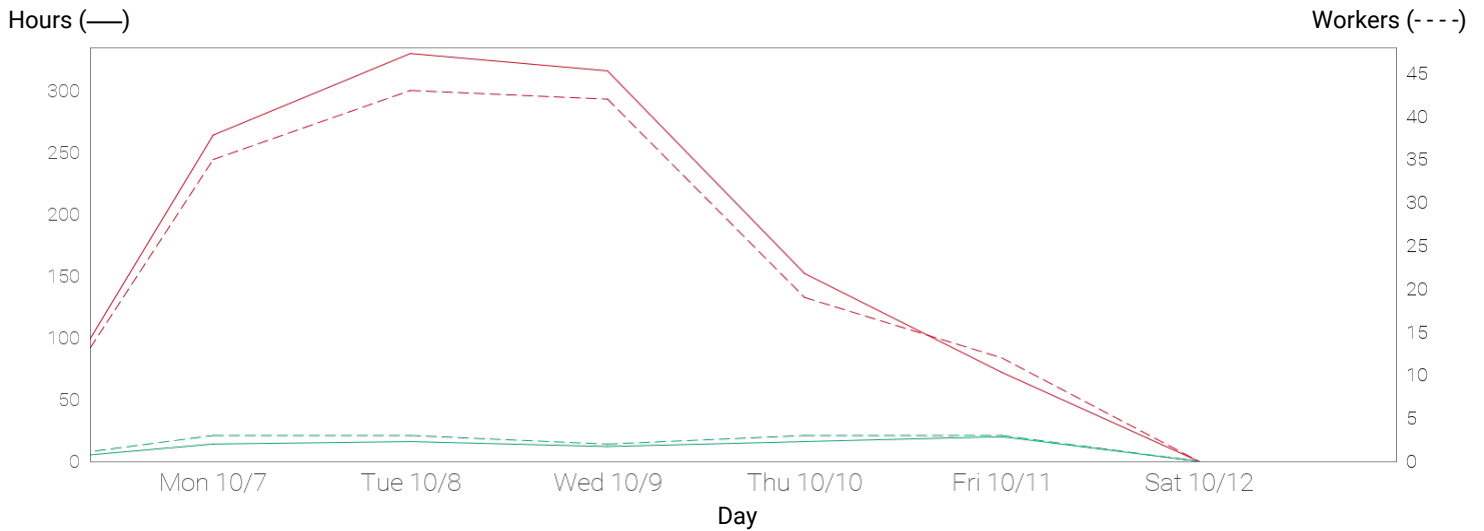
**1212**  
Hours

**All Time Stats**

**7477**  
Workers

**55199**  
Hours


[Full Manpower Report](#) **Manpower** ● LeChase Construction Services ● All Collaborators




**Monday 10/07/19**







## Tuesday 10/08/19




## Wednesday 10/09/19







### Thursday 10/10/19



### Friday 10/11/19







## Detailed Stats

Company	Workers	Manpower hours
LeChase Construction Services	14	78
Erie Mechanical Contractors, Inc.	21	168
Knapp Electric	24	192
Lan-Co Companies	0	0
Lawman Heating & Cooling	26	208
MCK Building Associates Inc	80	566
Myriad Electric	0	0
Titan Roofing	0	0
<b>Week Total</b>	<b>165</b>	<b>1212</b>
<b>All Time Total</b>	<b>7477</b>	<b>55199</b>

## Full Manpower Report (Workers / Hrs)

Work Logs	Sun 10/06/19	Mon 10/07/19	Tue 10/08/19	Wed 10/09/19	Thu 10/10/19	Fri 10/11/19	Sat 10/12/19	Week Total
<b>LeChase Construction Services</b>	0 / 0	3 / 14	3 / 16	2 / 12	3 / 16	3 / 20	0 / 0	14 / 78
Bob Marketta	0 / 0	1 / 4	1 / 4	1 / 4	1 / 4	1 / 4	0 / 0	5 / 20
CME Associates (Asphalt)	0 / 0	0 / 0	0 / 0	0 / 0	1 / 4	1 / 8	0 / 0	2 / 12
CME Associates (Concrete)	0 / 0	1 / 2	1 / 4	0 / 0	0 / 0	0 / 0	0 / 0	2 / 6
Matthew Herbert	0 / 0	1 / 8	1 / 8	1 / 8	1 / 8	1 / 8	0 / 0	5 / 40
<b>Erie Mechanical Contractors, Inc.</b>	0 / 0	0 / 0	7 / 56	7 / 56	7 / 56	0 / 0	0 / 0	21 / 168
Associated Fire Protection	0 / 0	0 / 0	1 / 8	1 / 8	1 / 8	0 / 0	0 / 0	3 / 24
Erie Mechanical.	0 / 0	0 / 0	3 / 24	3 / 24	3 / 24	0 / 0	0 / 0	9 / 72
Paragon Environmental	0 / 0	0 / 0	3 / 24	3 / 24	3 / 24	0 / 0	0 / 0	9 / 72
<b>Knapp Electric</b>	0 / 0	5 / 40	6 / 48	6 / 48	7 / 56	0 / 0	0 / 0	24 / 192
Knapp Electric Inc.	0 / 0	5 / 40	6 / 48	6 / 48	7 / 56	0 / 0	0 / 0	24 / 192

Lan-Co Companies	0 / 0	0 / 0	0 / 0	0 / 0	0 / 0	0 / 0	0 / 0	0 / 0
Lawman Heating & Cooling	0 / 0	7 / 56	7 / 56	7 / 56	5 / 40	0 / 0	0 / 0	26 / 208
Insulation	0 / 0	2 / 16	2 / 16	2 / 16	0 / 0	0 / 0	0 / 0	6 / 48
Lawman - Piping	0 / 0	5 / 40	5 / 40	5 / 40	5 / 40	0 / 0	0 / 0	20 / 160
MCK Building Associates Inc	0 / 0	23 / 168	23 / 170	22 / 156	0 / 0	12 / 72	0 / 0	80 / 566
B.R. Johnson	0 / 0	4 / 32	4 / 32	4 / 32	0 / 0	3 / 24	0 / 0	15 / 120
City Lift	0 / 0	0 / 0	0 / 0	1 / 3	0 / 0	0 / 0	0 / 0	1 / 3
Commercial Painting	0 / 0	3 / 24	4 / 32	4 / 32	0 / 0	3 / 24	0 / 0	14 / 112
Edward Schalk & Son	0 / 0	3 / 24	3 / 24	3 / 24	0 / 0	3 / 0	0 / 0	12 / 72
Gitzen	0 / 0	4 / 32	2 / 16	2 / 16	0 / 0	2 / 16	0 / 0	10 / 80
Joe Baldwin Masonry	0 / 0	2 / 16	0 / 0	1 / 8	0 / 0	1 / 8	0 / 0	4 / 32
MCK Building Associates	0 / 0	1 / 8	1 / 8	1 / 5	0 / 0	0 / 0	0 / 0	3 / 21
Paragon	0 / 0	4 / 16	7 / 42	4 / 20	0 / 0	0 / 0	0 / 0	15 / 78
Ward Steel	0 / 0	2 / 16	2 / 16	2 / 16	0 / 0	0 / 0	0 / 0	6 / 48
Myriad Electric	0 / 0	0 / 0	0 / 0	0 / 0	0 / 0	0 / 0	0 / 0	0 / 0
Titan Roofing	0 / 0	0 / 0	0 / 0	0 / 0	0 / 0	0 / 0	0 / 0	0 / 0
Day Total	0 / 0	38 / 278	46 / 346	44 / 328	22 / 168	15 / 92	0 / 0	165 / 1212