



[View All Photos](#)

Detailed Stats October Week 4 Stats (10/20/19 - 10/26/19)

141
Workers

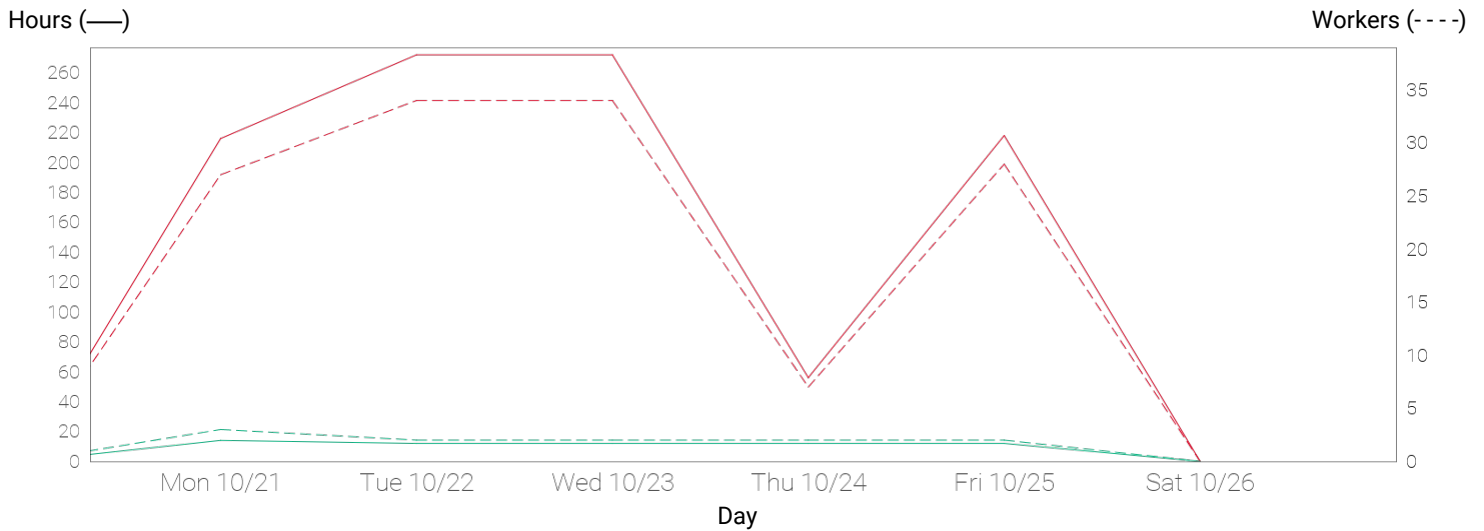
1096
Hours

All Time Stats

7928
Workers




58040
Hours

Full Manpower Report Manpower ● LeChase Construction Services ■ All Collaborators





Monday 10/21/19








Tuesday 10/22/19




Wednesday 10/23/19







Thursday 10/24/19



Friday 10/25/19





← Detailed Stats

Company	Workers	Manpower hours
LeChase Construction Services	11	62
Erie Mechanical Contractors, Inc.	14	112
Knapp Electric	15	120
Lan-Co Companies	0	0
Lawman Heating & Cooling	30	240
MCK Building Associates Inc	69	544
Myriad Electric	0	0
Titan Roofing	2	18
Week Total	141	1096
All Time Total	7928	58040

← Full Manpower Report (Workers / Hrs)

Work Logs	Sun 10/20/19	Mon 10/21/19	Tue 10/22/19	Wed 10/23/19	Thu 10/24/19	Fri 10/25/19	Sat 10/26/19	Week Total
LeChase Construction Services	0 / 0	3 / 14	2 / 12	2 / 12	2 / 12	2 / 12	0 / 0	11 / 62
Bob Marketta	0 / 0	1 / 4	1 / 4	1 / 4	1 / 4	1 / 4	0 / 0	5 / 20
CME Associates (Concrete)	0 / 0	1 / 2	0 / 0	0 / 0	0 / 0	0 / 0	0 / 0	1 / 2
Matthew Herbert	0 / 0	1 / 8	1 / 8	1 / 8	1 / 8	1 / 8	0 / 0	5 / 40
Erie Mechanical Contractors, Inc.	0 / 0	4 / 32	6 / 48	4 / 32	0 / 0	0 / 0	0 / 0	14 / 112
Associated Fire Protection	0 / 0	0 / 0	2 / 16	0 / 0	0 / 0	0 / 0	0 / 0	2 / 16
Erie Mechanical.	0 / 0	4 / 32	4 / 32	4 / 32	0 / 0	0 / 0	0 / 0	12 / 96
Knapp Electric	0 / 0	4 / 32	6 / 48	5 / 40	0 / 0	0 / 0	0 / 0	15 / 120
Knapp Electric Inc.	0 / 0	4 / 32	6 / 48	5 / 40	0 / 0	0 / 0	0 / 0	15 / 120
Lan-Co Companies	0 / 0	0 / 0	0 / 0	0 / 0	0 / 0	0 / 0	0 / 0	0 / 0
Lawman Heating & Cooling	0 / 0	4 / 32	5 / 40	7 / 56	7 / 56	7 / 56	0 / 0	30 / 240
Insulation	0 / 0	0 / 0	0 / 0	2 / 16	2 / 16	2 / 16	0 / 0	6 / 48

Lawman - Ductwork	0 / 0	2 / 16	2 / 16	2 / 16	2 / 16	2 / 16	0 / 0	10 / 80
Lawman - Piping	0 / 0	2 / 16	3 / 24	3 / 24	3 / 24	3 / 24	0 / 0	14 / 112
MCK Building Associates Inc	0 / 0	15 / 120	17 / 136	18 / 144	0 / 0	19 / 144	0 / 0	69 / 544
B.R. Johnson	0 / 0	2 / 16	2 / 16	3 / 24	0 / 0	2 / 16	0 / 0	9 / 72
Commercial Painting	0 / 0	2 / 16	3 / 24	3 / 24	0 / 0	2 / 16	0 / 0	10 / 80
Edward Schalk & Son	0 / 0	2 / 16	2 / 16	4 / 32	0 / 0	5 / 40	0 / 0	13 / 104
Gitzen	0 / 0	2 / 16	2 / 16	0 / 0	0 / 0	2 / 16	0 / 0	6 / 48
Integrated Industrial Solutions	0 / 0	2 / 16	2 / 16	2 / 16	0 / 0	1 / 8	0 / 0	7 / 56
IPD Engineering	0 / 0	0 / 0	0 / 0	1 / 8	0 / 0	0 / 0	0 / 0	1 / 8
MCK Building Associates	0 / 0	2 / 16	2 / 16	2 / 16	0 / 0	2 / 16	0 / 0	8 / 64
Palma Inc.	0 / 0	0 / 0	0 / 0	0 / 0	0 / 0	2 / 8	0 / 0	2 / 8
Paragon	0 / 0	1 / 8	2 / 16	1 / 8	0 / 0	1 / 8	0 / 0	5 / 40
Ward Steel	0 / 0	2 / 16	2 / 16	2 / 16	0 / 0	2 / 16	0 / 0	8 / 64
Myriad Electric	0 / 0	0 / 0	0 / 0	0 / 0	0 / 0	0 / 0	0 / 0	0 / 0
Titan Roofing	0 / 0	0 / 0	0 / 0	0 / 0	0 / 0	2 / 18	0 / 0	2 / 18
Titan Roofing	0 / 0	0 / 0	0 / 0	0 / 0	0 / 0	2 / 18	0 / 0	2 / 18
Day Total	0 / 0	30 / 230	36 / 284	36 / 284	9 / 68	30 / 230	0 / 0	141 / 1096