

[View All Photos](#)

Detailed Stats October Week 3 Stats (10/13/19 - 10/19/19)

179
Workers

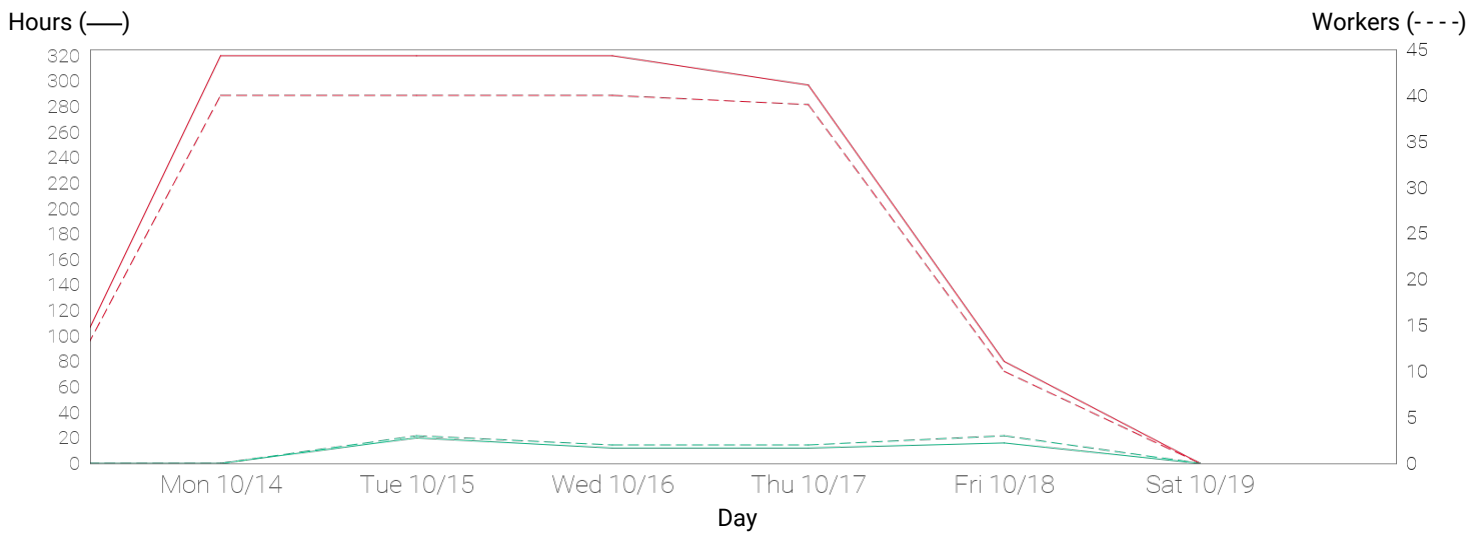
1397
Hours

All Time Stats



7756
Workers




56696
Hours

Full Manpower Report Manpower ● LeChase Construction Services ■ All Collaborators





Tuesday 10/15/19










Wednesday 10/16/19




Thursday 10/17/19





Friday 10/18/19



Detailed Stats

Company	Workers	Manpower hours
LeChase Construction Services	10	60
Erie Mechanical Contractors, Inc.	35	280
Knapp Electric	23	184
Lan-Co Companies	0	0
Lawman Heating & Cooling	35	280
MCK Building Associates Inc	76	593
Myriad Electric	0	0
Titan Roofing	0	0
Week Total	179	1397
All Time Total	7756	56696

Full Manpower Report (Workers / Hrs)

Work Logs	Sun 10/13/19	Mon 10/14/19	Tue 10/15/19	Wed 10/16/19	Thu 10/17/19	Fri 10/18/19	Sat 10/19/19	Week Total
LeChase Construction Services	0 / 0	0 / 0	3 / 20	2 / 12	2 / 12	3 / 16	0 / 0	10 / 60
Bob Marketta	0 / 0	0 / 0	1 / 4	1 / 4	1 / 4	1 / 4	0 / 0	4 / 16
CME Associates (Asphalt)	0 / 0	0 / 0	1 / 8	0 / 0	0 / 0	0 / 0	0 / 0	1 / 8
CME Associates (Concrete)	0 / 0	0 / 0	0 / 0	0 / 0	0 / 0	1 / 4	0 / 0	1 / 4
Matthew Herbert	0 / 0	0 / 0	1 / 8	1 / 8	1 / 8	1 / 8	0 / 0	4 / 32
Erie Mechanical Contractors, Inc.	0 / 0	11 / 88	9 / 72	7 / 56	4 / 32	4 / 32	0 / 0	35 / 280
Associated Fire Protection	0 / 0	2 / 16	2 / 16	0 / 0	0 / 0	0 / 0	0 / 0	4 / 32
Erie Mechanical.	0 / 0	4 / 32	4 / 32	4 / 32	4 / 32	4 / 32	0 / 0	20 / 160
Paragon Environmental	0 / 0	5 / 40	3 / 24	3 / 24	0 / 0	0 / 0	0 / 0	11 / 88
Knapp Electric	0 / 0	5 / 40	7 / 56	5 / 40	6 / 48	0 / 0	0 / 0	23 / 184
Knapp Electric Inc.	0 / 0	5 / 40	7 / 56	5 / 40	6 / 48	0 / 0	0 / 0	23 / 184
Lan-Co Companies	0 / 0	0 / 0	0 / 0	0 / 0	0 / 0	0 / 0	0 / 0	0 / 0
Lawman Heating & Cooling	0 / 0	7 / 56	7 / 56	7 / 56	8 / 64	6 / 48	0 / 0	35 / 280
Insulation	0 / 0	2 / 16	2 / 16	2 / 16	3 / 24	1 / 8	0 / 0	10 / 80
Lawman - Ductwork	0 / 0	0 / 0	0 / 0	0 / 0	0 / 0	2 / 16	0 / 0	2 / 16
Lawman - Piping	0 / 0	5 / 40	5 / 40	5 / 40	5 / 40	3 / 24	0 / 0	23 / 184
MCK Building Associates Inc	0 / 0	17 / 136	17 / 136	21 / 168	21 / 153	0 / 0	0 / 0	76 / 593
B.R. Johnson	0 / 0	1 / 8	2 / 16	3 / 24	3 / 24	0 / 0	0 / 0	9 / 72
Commercial Painting	0 / 0	3 / 24	2 / 16	2 / 16	3 / 24	0 / 0	0 / 0	10 / 80
Edward Schalk & Son	0 / 0	4 / 32	5 / 40	5 / 40	5 / 40	0 / 0	0 / 0	19 / 152
Gitzen	0 / 0	2 / 16	2 / 16	2 / 16	0 / 0	0 / 0	0 / 0	6 / 48
Integrated Industrial Solutions	0 / 0	0 / 0	0 / 0	2 / 16	2 / 16	0 / 0	0 / 0	4 / 32
Joe Baldwin Masonry	0 / 0	1 / 8	0 / 0	0 / 0	0 / 0	0 / 0	0 / 0	1 / 8
MCK Building Associates	0 / 0	0 / 0	0 / 0	0 / 0	1 / 8	0 / 0	0 / 0	1 / 8
Palma Inc.	0 / 0	3 / 24	3 / 24	3 / 24	3 / 9	0 / 0	0 / 0	12 / 81
Paragon	0 / 0	1 / 8	1 / 8	2 / 16	2 / 16	0 / 0	0 / 0	6 / 48
Ward Steel	0 / 0	2 / 16	2 / 16	2 / 16	2 / 16	0 / 0	0 / 0	8 / 64
Myriad Electric	0 / 0	0 / 0	0 / 0	0 / 0	0 / 0	0 / 0	0 / 0	0 / 0
Titan Roofing	0 / 0	0 / 0	0 / 0	0 / 0	0 / 0	0 / 0	0 / 0	0 / 0
Day Total	0 / 0	40 / 320	43 / 340	42 / 332	41 / 309	13 / 96	0 / 0	179 / 1397