

Teacher Website Information:

1. Go to the LemonBayHigh.com website, go the staff page



The screenshot shows the website for Lemon Bay High School. At the top left is a logo with the letters 'LB' and a manta ray. To the right of the logo is the school's name, 'Lemon Bay High School', in a large blue serif font, with the tagline 'Home of the Manta Rays' in orange below it. A horizontal navigation bar contains links for HOME, ACADEMICS & GUIDANCE, PARENTS & STUDENTS, LBHS STAFF, ACTIVITIES & ATHLETICS, and MEDIA CENTER. Below the navigation bar, the page is divided into two columns. The left column is titled 'ADMINISTRATION AND SUPPORT STAFF' and contains two sub-sections: 'ADMINISTRATION' with a link to Robert Murphy (Principal) and Henry (Assistant Principal), and 'SCHOOL COUNSELORS' with links to D. Bedford (Director) and P. Johnson. The right column is titled 'TEACHERS' and contains two sub-sections: 'ESE' with a link to C. Cooper and N. Lee, and 'MEDIA CENTER' with a link to K. Grossenbacher.

Lemon Bay High School
Home of the Manta Rays

[HOME](#) [ACADEMICS & GUIDANCE](#) [PARENTS & STUDENTS](#) [LBHS STAFF](#) [ACTIVITIES & ATHLETICS](#) [MEDIA CENTER](#)

ADMINISTRATION AND SUPPORT STAFF

ADMINISTRATION

[Robert Murphy](#)- Principal
[Henry](#)- Assistant Principal

SCHOOL COUNSELORS

[D. Bedford](#) (Director)- All Seniors
[P. Johnson](#) - All 11th grade

TEACHERS

ESE

[C. Cooper](#)
[N. Lee](#)

MEDIA CENTER

[K. Grossenbacher](#)

Teacher Website Information:

2. Click on your name & this will take you to your page



The screenshot shows the website for Lemon Bay High School. At the top left is the school logo, a stylized 'LB' with a manta ray. To the right of the logo is the school name 'Lemon Bay High School' in a large, bold, blue serif font, with the tagline 'Home of the Manta Rays' in a smaller, orange sans-serif font below it. A horizontal navigation menu is located below the header, with links for HOME, ACADEMICS & GUIDANCE, PARENTS & STUDENTS, LBHS STAFF, ACTIVITIES & ATHLETICS, and MEDIA CENTER. The 'LBHS STAFF' link is highlighted in orange. Below the navigation menu, the page is divided into two main sections: 'ADMINISTRATION AND SUPPORT STAFF' on the left and 'TEACHERS' on the right. Each section has a horizontal line above it. Under 'ADMINISTRATION AND SUPPORT STAFF', there are two columns of names and titles: 'ADMINISTRATION' (Robert Murphy - Principal, Michael Henry - Assistant Principal, Steve Smith - Assistant Principal) and 'SCHOOL COUNSELORS' (D. Bedford (Director)- All Seniors, P. Johnson - All 11th grade, T. Dailey (Career Counselor)). Under 'TEACHERS', there are two columns: 'ESE' (C. Cooper, N. Lee, K. Washington) and 'MEDIA CENTER' (K. Grossenbacher). A red arrow points to the name 'K. Grossenbacher' in the 'MEDIA CENTER' column. The text 'Click on your name' is written in red above the arrow.

HOME ACADEMICS & GUIDANCE PARENTS & STUDENTS LBHS STAFF ACTIVITIES & ATHLETICS MEDIA CENTER

ADMINISTRATION AND SUPPORT STAFF

ADMINISTRATION

Robert Murphy- Principal
Michael Henry- Assistant Principal
Steve Smith - Assistant Principal

SCHOOL COUNSELORS

D. Bedford (Director)- All Seniors
P. Johnson - All 11th grade
T. Dailey (Career Counselor)

TEACHERS

ESE

C. Cooper
N. Lee
K. Washington

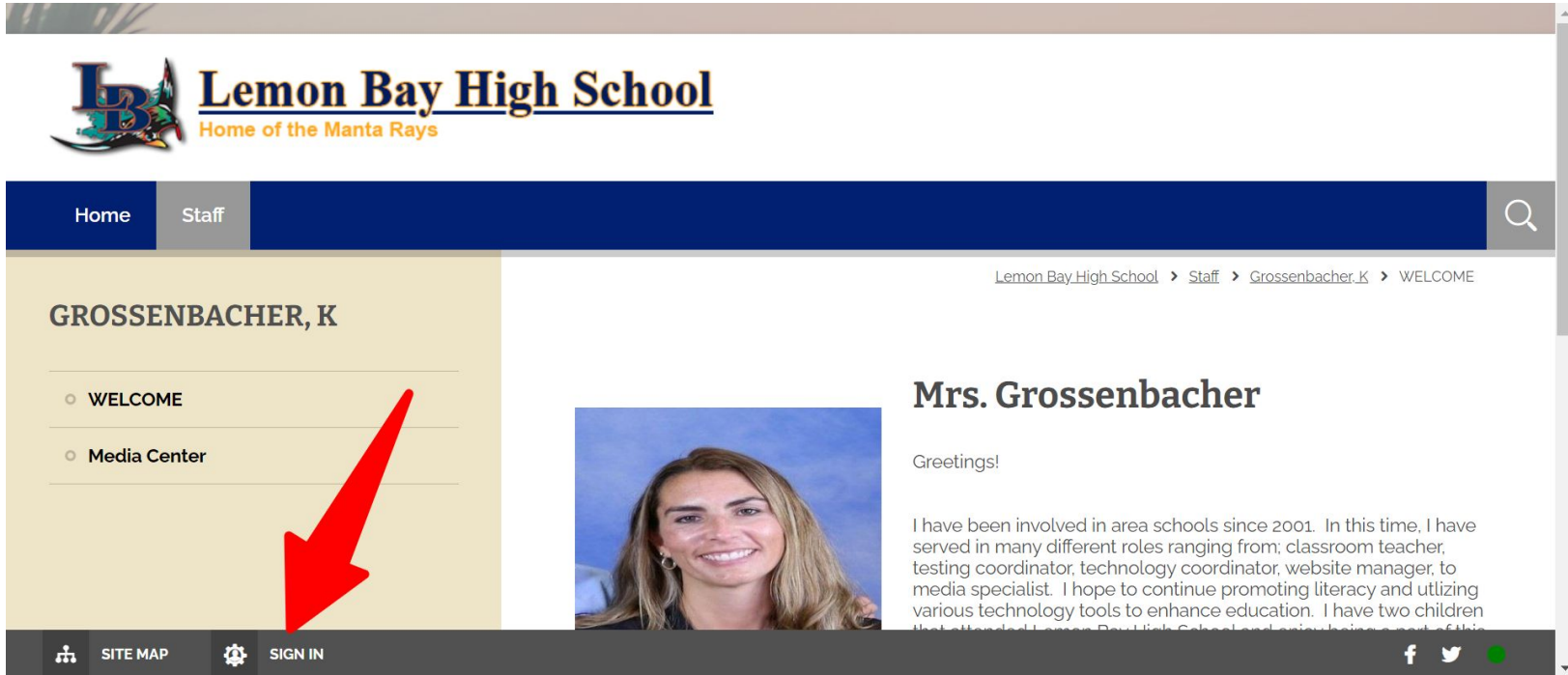
MEDIA CENTER

K. Grossenbacher

Click on your name

Teacher Website Information:

3. Sign in with your district credentials at the bottom of the page



The screenshot shows the website for Mrs. Grossenbacher at Lemon Bay High School. The page includes a navigation menu with 'Home' and 'Staff' options, a search icon, and a breadcrumb trail: [Lemon Bay High School](#) > [Staff](#) > [Grossenbacher, K](#) > WELCOME. The main content area features a profile for Mrs. Grossenbacher, including a photo and a bio. A red arrow points to the 'SIGN IN' button in the footer, which is located next to 'SITE MAP' and a gear icon. Social media icons for Facebook, Twitter, and YouTube are also visible in the footer.

Lemon Bay High School
Home of the Manta Rays

Home Staff

Lemon Bay High School > Staff > Grossenbacher, K > WELCOME

GROSSENBACHER, K

- WELCOME
- Media Center

Mrs. Grossenbacher

Greetings!

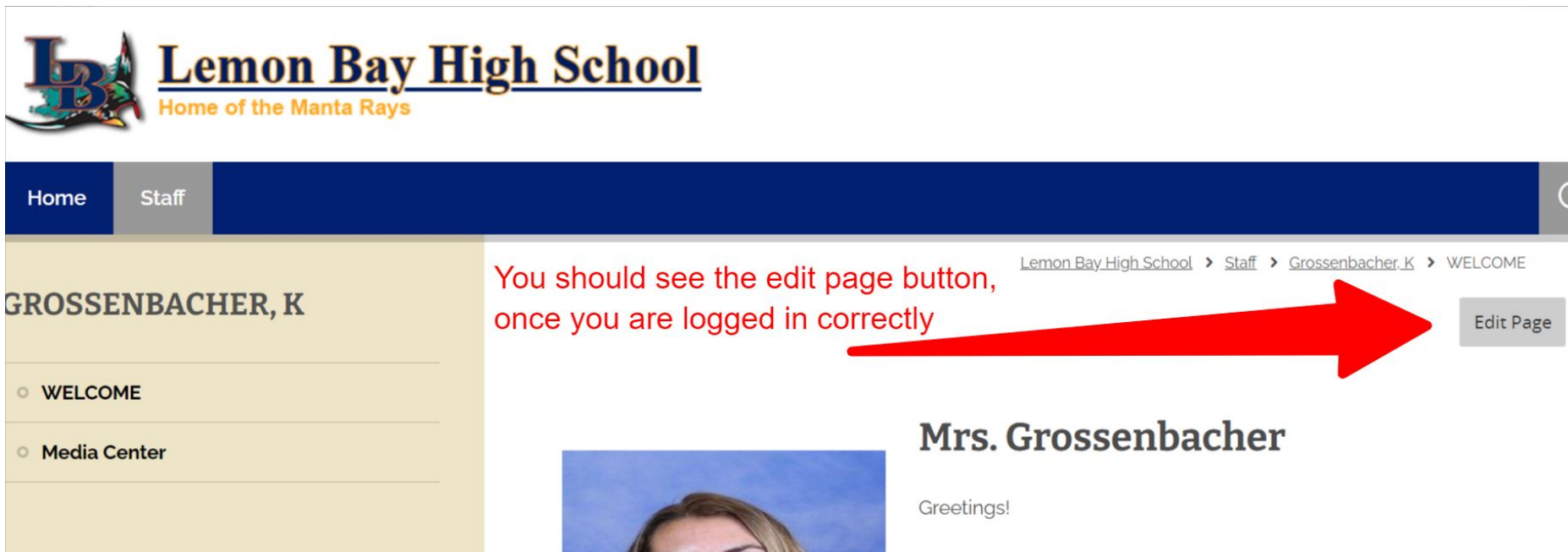
I have been involved in area schools since 2001. In this time, I have served in many different roles ranging from; classroom teacher, testing coordinator, technology coordinator, website manager, to media specialist. I hope to continue promoting literacy and utilizing various technology tools to enhance education. I have two children that attended Lemon Bay High School and are enjoying being a part of this

SITE MAP SIGN IN

f t y

Teacher Website Information:

4. The edit page button should appear once you logged in



The screenshot displays the website for Lemon Bay High School, specifically the page for Mrs. Grossenbacher. The header includes the school logo and name, "Lemon Bay High School Home of the Manta Rays". A navigation bar contains "Home" and "Staff" links. The main content area shows the teacher's name, "GROSSENBACHER, K", and a list of links: "WELCOME" and "Media Center". A red arrow points to an "Edit Page" button in the top right corner. A red text box above the arrow states: "You should see the edit page button, once you are logged in correctly". The breadcrumb trail at the top right reads: "Lemon Bay High School > Staff > Grossenbacher, K > WELCOME". Below the teacher's name is a partial photo of Mrs. Grossenbacher and the text "Greetings!".

Lemon Bay High School
Home of the Manta Rays

Home Staff

GROSSENBACHER, K

- WELCOME
- Media Center

Lemon Bay High School > Staff > Grossenbacher, K > WELCOME

You should see the edit page button, once you are logged in correctly

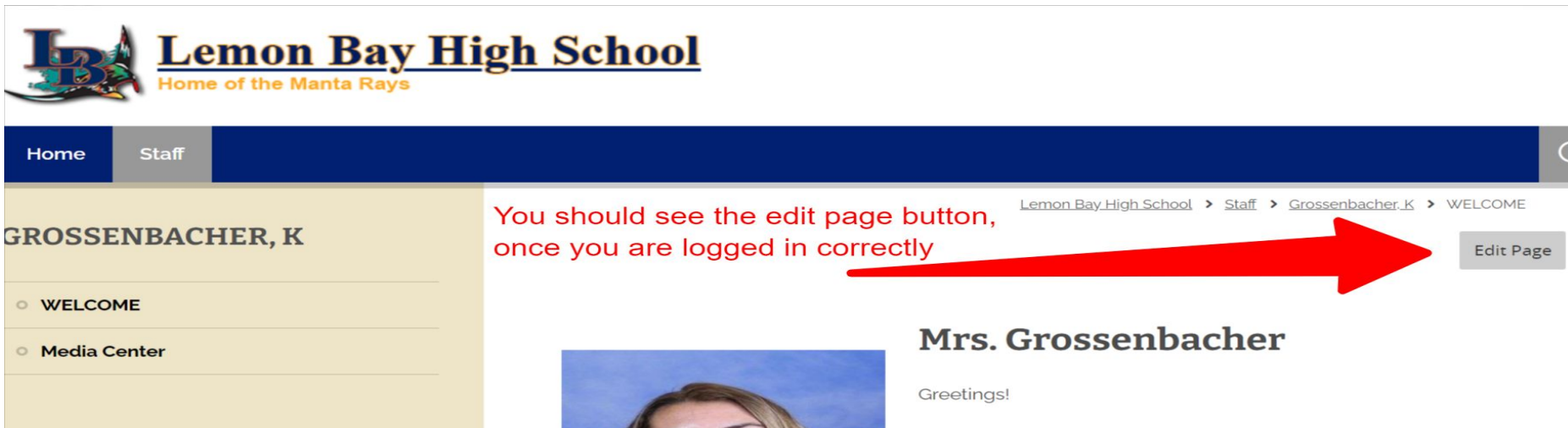
Mrs. Grossenbacher

Greetings!

Edit Page

Teacher Website Information:

THE EDIT BUTTON WILL NOT SHOW UP UNTIL YOU HAVE LOGGED INTO THE SYSTEM AT LEAST ONCE AND THEN NOTIFIED MRS. GROSSENBACHER SO SHE CAN “ASSIGN” YOU TO THE PAGE. THANKS!



The screenshot shows the Lemon Bay High School website interface. At the top left is the school logo, a stylized 'LB' with a manta ray, and the text 'Lemon Bay High School Home of the Manta Rays'. Below the logo is a dark blue navigation bar with 'Home' and 'Staff' buttons. The main content area has a light beige background. On the left, there is a sidebar with the name 'GROSSENBACHER, K' and two menu items: 'WELCOME' and 'Media Center'. On the right, there is a breadcrumb trail: 'Lemon Bay High School > Staff > Grossenbacher, K > WELCOME'. Below the breadcrumb trail is a red text annotation: 'You should see the edit page button, once you are logged in correctly'. A large red arrow points from this text to a grey 'Edit Page' button. Below the button, there is a profile section for 'Mrs. Grossenbacher' with a partial photo and the text 'Greetings!'.

Lemon Bay High School
Home of the Manta Rays

Home Staff

GROSSENBACHER, K

- WELCOME
- Media Center

Lemon Bay High School > Staff > Grossenbacher, K > WELCOME

You should see the edit page button, once you are logged in correctly

Edit Page

Mrs. Grossenbacher

Greetings!

Teacher Website Information:

5. You are now in the workspace to update your website

The screenshot displays a workspace for updating a teacher website. At the top left, a purple 'X' icon is next to the word 'WELCOME'. Below it, the text reads 'Last edited by Kimberly Grossenbacher on October 24, 2023.' In the top right corner, there are icons for a monitor, a speech bubble with '0', and a three-dot menu. The main workspace area contains a card with an apple icon and the text 'About Teacher App'. On the right side, there is a sidebar with tabs for 'Apps' and 'Layout'. Below the tabs is a 'Create New' section with a search bar labeled 'Find...'. The sidebar contains a grid of app icons with labels: 'Accordion', 'Alumni', 'Announce...', 'Articles', 'Assignment', 'Blog', 'Book List', 'Calendar', and a bottom row with icons for a list, a location pin, a speech bubble, and a horizontal line.


Teacher Website Information:

6. Your basic information is contained in this app (we've already added your email address and photo)

The image shows a web editor interface. On the left is a dark sidebar with the text 'Web Commu' and 'SITE & CHANNELS'. Below this are several menu items with folder icons: 'Lemon Bay Hig', 'Our Schoo', 'Academics Counseling', 'Athletics', 'Parents &', 'Staff', and 'Curriculum Instruction'. The main area displays a 'WELCOME' page header with a close button (X) and the text 'Last edited by Kimberly Grossenbacher on October 24, 2023.'. Below the header is a preview of an 'About Teacher App' widget. The widget has a dark header with a pencil icon and a trash icon. The main content area contains the text 'When viewing the website, your About Teacher will display here.' and a faint 'About Teacher App' label. A large red arrow points from the bottom left towards the pencil icon. Below the arrow, red text reads: 'Click the pencil tool to edit the current information on your page'. On the right side of the editor, there is a panel with 'Apps' and 'Layout' tabs. Below these is a 'Create New' section with a search bar labeled 'Find...'. A grid of app icons is displayed, including 'Accordion', 'Alumni', 'Announce...', 'Articles', 'Assignment', 'Blog', 'Book List', and 'Calendar'. At the bottom of this panel is a 'Use Existing' section with a dropdown arrow.

Teacher Website Information:

7. You **can** add more apps to your page (you do not need to at this point).....Here's some support information if you would like to add more to your page



Page Editor Overview

in Blackboard Web Community Manager