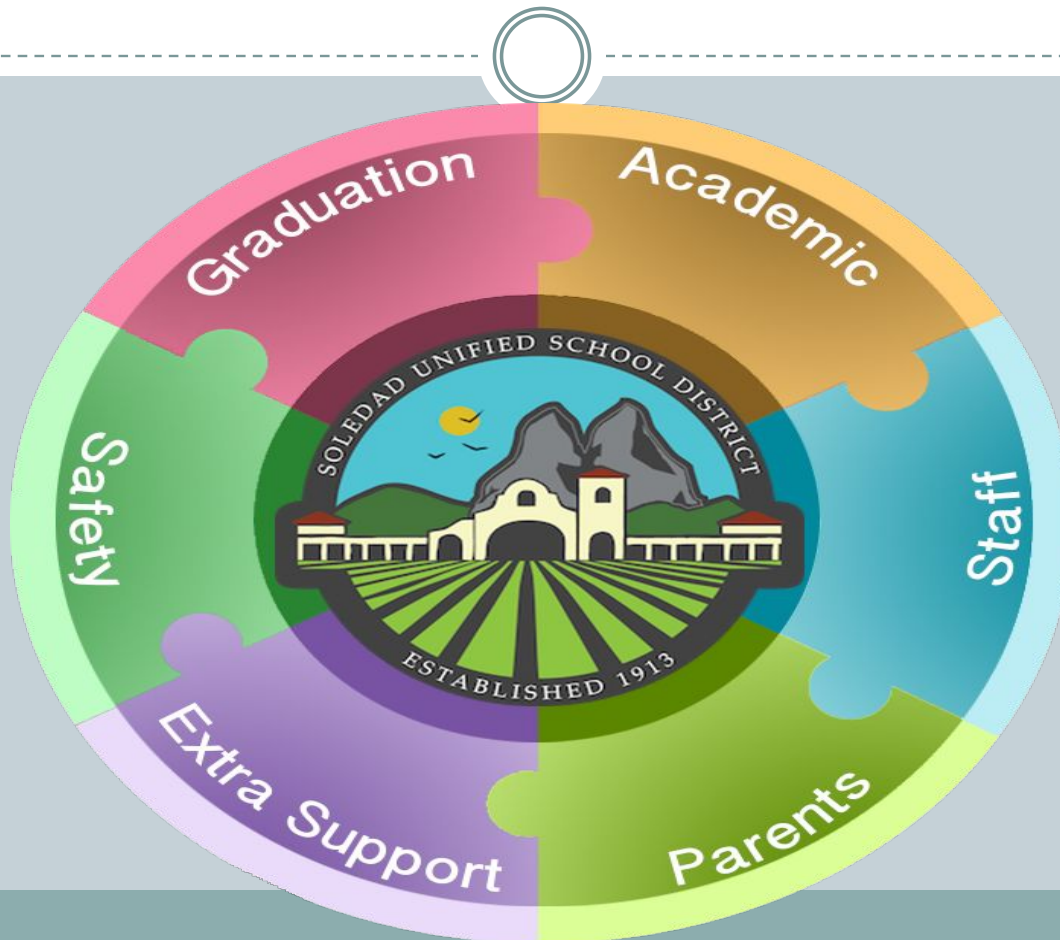




LCAP PLAN

Soledad Unified School District 2019 - 2020
Soledad High School

**G
O
A
L
S**



**G
R
O
U
P
S**

Soledad High School



**Jeffery James
Principal**

“BE SAFE * BE HONORABLE * BE SCHOLARLY”

Vision: Soledad High School to be the highest rated secondary institution in Monterey County.

Mission: Soledad High School to develop confident, competent, compassionate leaders.

GOAL #1- GRADUATION RATE

- Increase graduation rate for all students who are college and career-ready (pathways).

A-G Completion Rate

Year	Male	Female	Hispanics	White	Filipino	2+	EL's	SWD	Total	A-G Rate
16-17	53	89	132	8	2	N/A	19	2	142	45.8%
17-18	58	85	130	7	N/A	N/A	15	4	143	44.5
18-19	n/a	n/a	111	-	-	-	9	1	117 (?) (155)	33% (43.7%)

Advanced Placement

Year	# of students who took AP Classes	Total students who took AP Exams	Total Students who passed with 3 or higher
2016-2017	615	240	85
2017-2018	505	183	81
2018-2019	556	250	156

GOAL #1- GRADUATION RATE

- Increase graduation rate for all students who are college and career-ready (pathways).

Graduation Dropout Rate

Year	Cohort Students	High School Diploma	Graduation Rate
2016-17	319	306	95.0%
2017-18	328	321	97.9%
2018-19	336	317	94.3%

CTE Pathway Completers

Pathway	2016-2017	2017-2018	2018-2019
Agricultural Mechanics		6	14
Agriscience		11	17
Animal Science			13
Floral Design		20	34
Film & Broadcasting			20
Woodworking	15	28	21
Education			35
Health & Dental Careers	16	14	19
Food Service	21	9	7
Robotics Engineering (developing)			
Horticulture (developing)			
Total	52	88	180

Soledad High School - Graduation



Level	DECLINED SIGNIFICANTLY <i>from Prior Year (by 5.1% or greater)</i>	DECLINED <i>from Prior Year (by 1.0% to 5.0%)</i>	MAINTAINED <i>from Prior Year (declined or increased by less than 1.0%)</i>	INCREASED <i>from Prior Year (by 1.0% to 4.9%)</i>	INCREASED SIGNIFICANTLY <i>from Prior Year (by 5.0% or greater)</i>
VERY HIGH <i>95.0% or greater in Current Year</i>	Gray (N/A)	Blue (None)	Blue (None)	Blue (None)	Blue (None)
HIGH <i>90.5% to less than 95.0% in Current Year</i>	Orange (None)	Yellow <ul style="list-style-type: none"> All Students (School Placement) Socioeconomically Disadvantaged Hispanic 	Green (None)	Green (None)	Blue (None)
MEDIUM <i>80.0% to less than 90.5% in Current Year</i>	Orange (None)	Orange <ul style="list-style-type: none"> English Learners 	Yellow (None)	Green (None)	Green (None)
LOW <i>68.0% to less than 80.0% in Current Year</i>	Red (None)	Orange (None)	Orange (None)	Yellow (None)	Yellow (None)
VERY LOW <i>Less than 68.0% in Current Year</i>	Red (None)	Red (None)	Red (None)	Red (None)	Red (None)

Soledad High School - College/Career



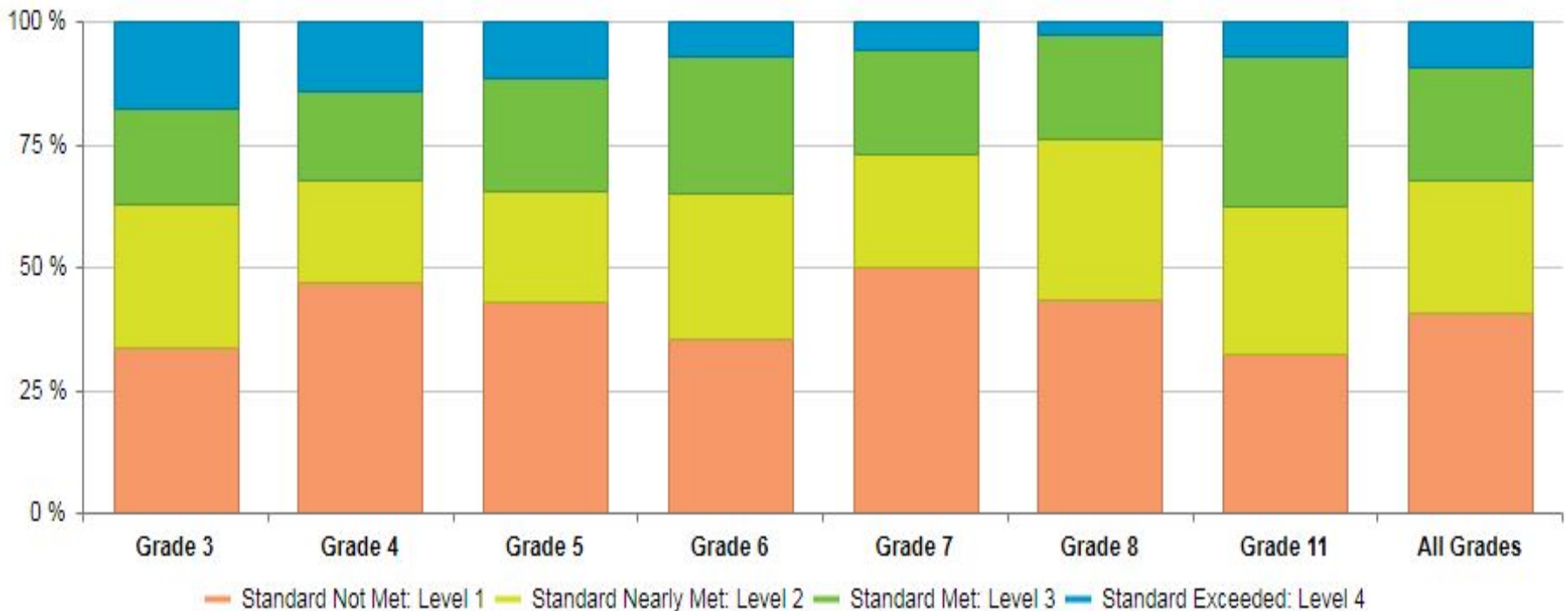
Level	DECLINED SIGNIFICANTLY <i>from Prior Year (by 9.1% or more)</i>	DECLINED <i>from Prior Year (by 2.0% to less than 9.0%)</i>	MAINTAINED <i>from Prior Year (declined or increased by less than 1.9%)</i>	INCREASED <i>from Prior Year (by 2.0% to 8.9%)</i>	INCREASED SIGNIFICANTLY <i>from Prior Year (by 9.0% or more)</i>
VERY HIGH <i>70.0% or greater in Current Year</i>	Yellow (None)	Green (None)	Blue (None)	Blue (None)	Blue (None)
HIGH <i>55.0% to 69.9% in Current Year</i>	Orange (None)	Yellow (None)	Green (None)	Green (None)	Blue (None)
MEDIUM <i>35.0% to less than 54.9% in Current Year</i>	Orange (None)	Orange <ul style="list-style-type: none"> All Students (School Placement) Socioeconomically Disadvantaged Hispanic 	Yellow (None)	Green (None)	Green (None)
LOW <i>10.0% to 34.9% in Current Year</i>	Red (None)	Orange (None)	Orange <ul style="list-style-type: none"> English Learners 	Yellow (None)	Yellow (None)
VERY LOW <i>9.9% or lower in Current Year</i>	Red (None)	Red (None)	Red (None)	Orange (None)	Yellow (None)

GOAL #2- PROFICIENCY FOR ALL

- SUSD will provide a high quality and comprehensive instructional program.

2018–19 Detailed Test Results

ENGLISH LANGUAGE ARTS/LITERACY



Soledad High School - English Language Arts



Level	DECLINED SIGNIFICANTLY <i>from Prior Year (by more than 15 points)</i>	DECLINED <i>from Prior Year (by 3 to 15 points)</i>	MAINTAINED <i>from Prior Year (by less than 3 points or increased by less than 3 points)</i>	INCREASED <i>from Prior Year (by 3 to less than 14.9 points)</i>	INCREASED SIGNIFICANTLY <i>from Prior Year (by 15 points or more)</i>
VERY HIGH <i>+75 points or higher in Current Year</i>	Green (None)	Green (None)	Blue (None)	Blue (None)	Blue (None)
HIGH <i>+30 to +74.9 points in Current Year</i>	Green (None)	Green (None)	Green (None)	Green (None)	Blue (None)
MEDIUM <i>0.0 point to +29.9 points in Current Year</i>	Yellow (None)	Yellow (None)	Yellow (None)	Green (None)	Green (None)
LOW <i>-0.1 to -45 points in Current Year</i>	Orange (None)	Orange (None)	Orange (None)	Yellow <ul style="list-style-type: none"> All Students (School Placement) Socioeconomically Disadvantaged Hispanic 	Yellow (None)
VERY LOW <i>-45.1 points or lower in Current Year</i>	Red (None)	Red (None)	Red (None)	Orange <ul style="list-style-type: none"> English Learners 	Orange (None)

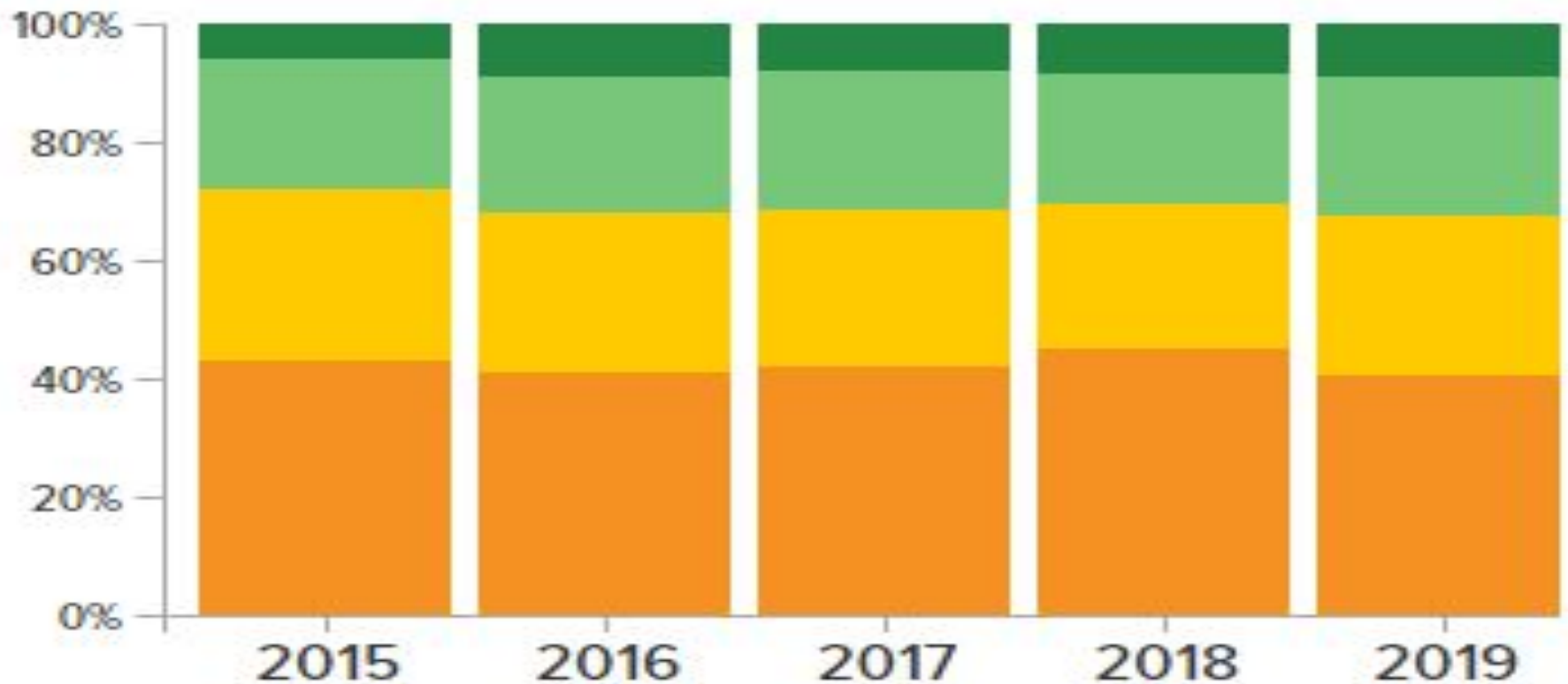
GOAL #2- PROFICIENCY FOR ALL



ENGLISH LANGUAGE ARTS/LITERACY

OVERALL TEST RESULTS

Standard Not Met Standard Nearly Met Standard Met Standard Exceeded

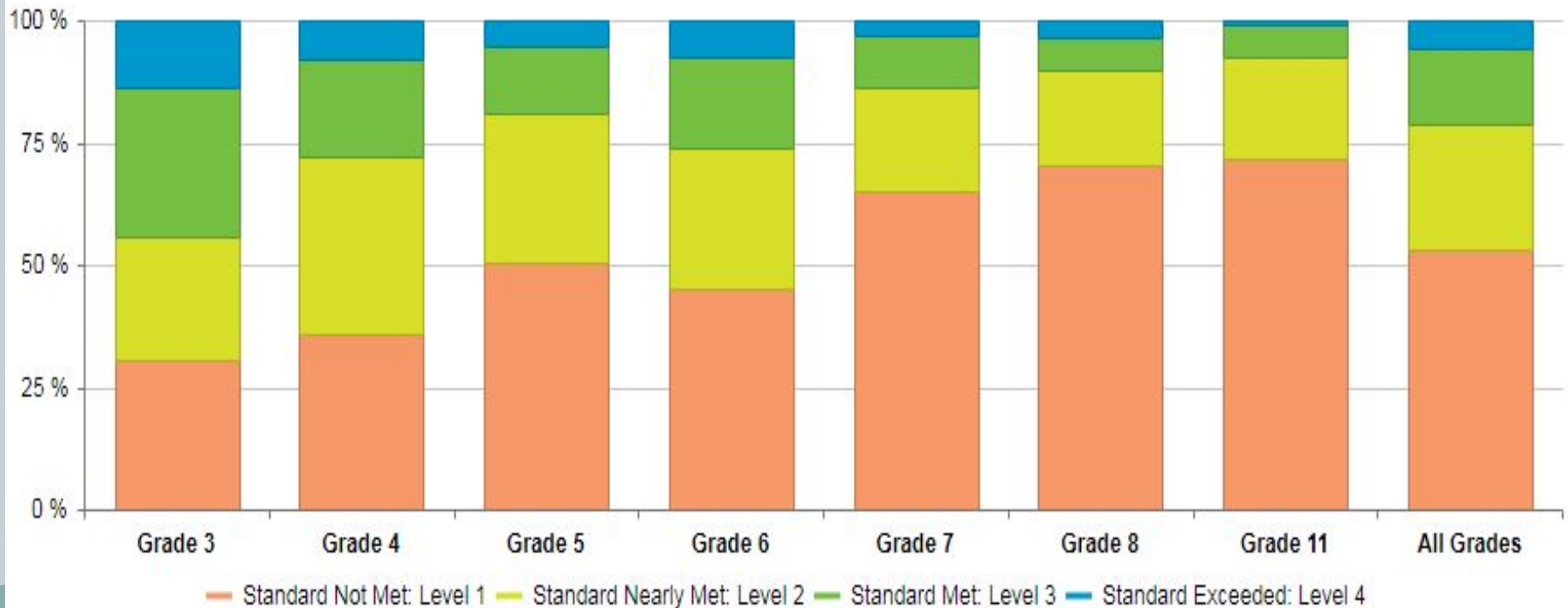


GOAL #2- PROFICIENCY FOR ALL

- SUSD will provide a high quality and comprehensive instructional program.

2018–19 Detailed Test Results

MATHEMATICS



Soledad High School - Mathematics



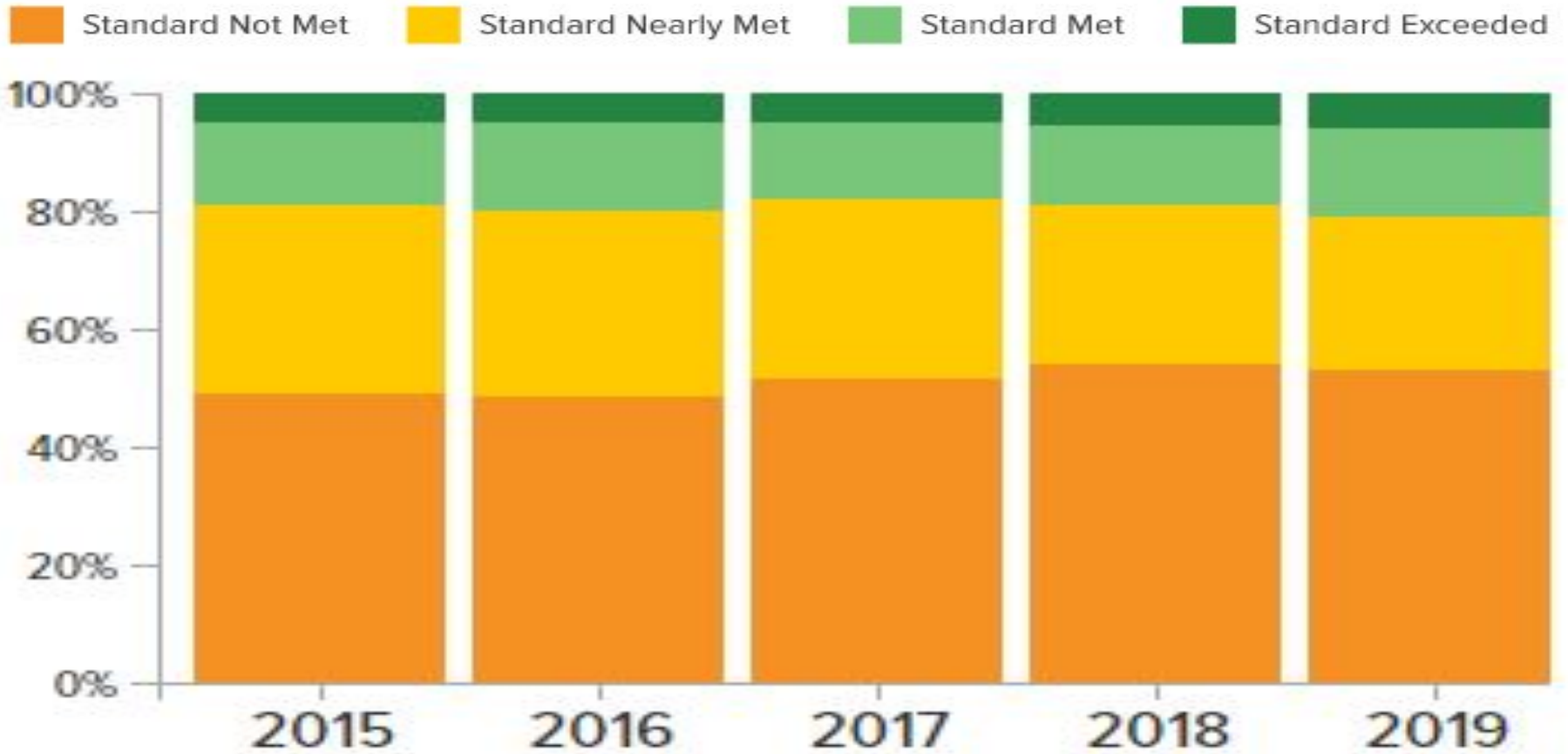
Level	DECLINED SIGNIFICANTLY <i>from Prior Year (by more than 15 points)</i>	DECLINED <i>from Prior Year (by 3 to 15 points)</i>	MAINTAINED <i>from Prior Year (declined by less than 3 points or increased by less than 3 points)</i>	INCREASED <i>from Prior Year (by 3 to less than 14.9 points)</i>	INCREASED SIGNIFICANTLY <i>from Prior Year (by 15 points or more)</i>
VERY HIGH <i>+25 points or higher in Current Year</i>	Green (None)	Green (None)	Blue (None)	Blue (None)	Blue (None)
HIGH <i>0 to +24.9 points in Current Year</i>	Green (None)	Green (None)	Green (None)	Green (None)	Blue (None)
MEDIUM <i>-0.1 to -60 points in Current Year</i>	Yellow (None)	Yellow (None)	Yellow (None)	Green (None)	Green (None)
LOW <i>-60.1 to -115 points in Current Year</i>	Orange (None)	Orange (None)	Orange (None)	Yellow (None)	Yellow (None)
VERY LOW <i>-115.1 points or lower in Current Year</i>	Red (None)	Red <ul style="list-style-type: none"> English Learners 	Red (None)	Orange <ul style="list-style-type: none"> All Students (School Placement) Socioeconomically Disadvantaged Hispanic 	Orange (None)

GOAL #2- PROFICIENCY FOR ALL



MATHEMATICS

OVERALL TEST RESULTS



GOAL #3- SAFETY

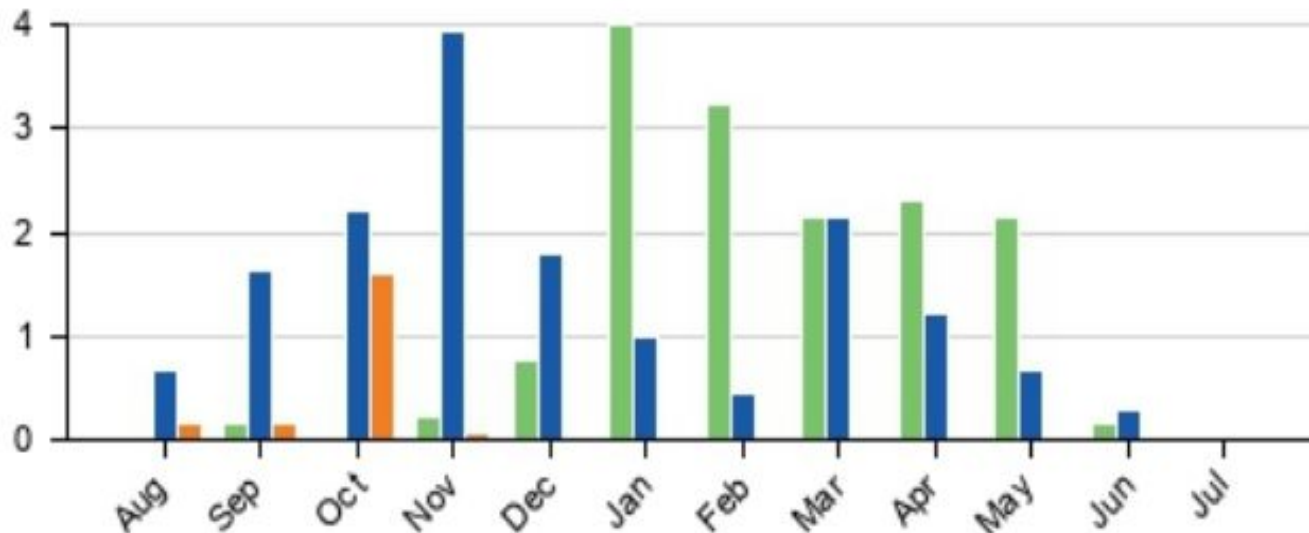
- All District departments and school sites will provide a safe and secure environment for all staff and students.

SOLEDAD HIGH SCHOOL REFERRAL RATES 2017-18 to 2019-2020

Average Referrals Per Day Per Month - Multi-Year
All, 2017-18 - 2019-20



Average Referrals Per Day



GOAL #3- SAFETY

- All District departments and school sites will provide a safe and secure environment for all staff and students.

SUSPENSION & EXPULSION RATES

Year	Enrollment	Total Susp	Unduplicated	Susp Rate	% W/ one Susp	% w/ Multi Susp	Expulsion
2016-17	1536	146	93	6.1%	76.3%	23.7%	2
2017-18	1520	153	108	7.1%	77.8%	22.2%	1
2018-19	1566	149	98	6.3%	68.4%	31.6%	0

Soledad High School - Suspensions



Level	INCREASED SIGNIFICANTLY <i>from Prior Year (by greater than 3.0%)</i>	INCREASED <i>from Prior Year (by 0.3% to 3.0%)</i>	MAINTAINED <i>from Prior Year (declined or increased by less than 0.3%)</i>	DECLINED <i>from Prior Year (by 0.3% to less than 2.0%)</i>	DECLINED SIGNIFICANTLY <i>from Prior Year (by 2.0% or greater)</i>
VERY LOW <i>0.5% or less in Current Year</i>	Gray (N/A)	Green (None)	Blue (None)	Blue (None)	Blue (None)
LOW <i>Greater than 0.5% to 1.5% in Current Year</i>	Gray (N/A)	Yellow (None)	Green (None)	Green (None)	Blue (None)
MEDIUM <i>Greater than 1.5% to 6.0% in Current Year</i>	Orange (None)	Orange <ul style="list-style-type: none"> Homeless 	Yellow (None)	Green (None)	Green (None)
HIGH <i>Greater than 6.0% to 10.0% in Current Year</i>	Red (None)	Orange <ul style="list-style-type: none"> White 	Orange (None)	Yellow <ul style="list-style-type: none"> All Students (School Placement) Socioeconomically Disadvantaged Hispanic 	Yellow (None)
VERY HIGH <i>Greater than 10.0% in Current Year</i>	Red <ul style="list-style-type: none"> English Learners 	Red (None)	Red (None)	Orange <ul style="list-style-type: none"> Students with Disabilities 	Yellow (None)

GOAL #4- PARENT INVOLVEMENT



- Community and Family Engagement: SUSD will ensure students, staff, parents and the community are both satisfied and engaged.

Community and Parent Engagement

	SSC	ELAC	Aztec Parents	Strengthening Families	Sun Street Centers
2017-2018	7	4	9	7	8
2018-2019	7	4	9	7	8
2019-2020	8	4	7	8	9

GOAL #5- HIGHLY QUALIFIED STAFF

- SUSD will attract, recruit, support and retain a highly effective and diverse workforce.

Recruit & Retain High Quality Staff

Incentives (Technology & Vanpool)

Professional Growth System

Update employee evaluation tools

All Staff-- Customer Service Mindset

Staff Safety & Injury prevention

Teachers at this School	School 2017-18	School 2018-19	School 2019-20	District 2019-20
With Full Credential	58	63	62	206
Without Full Credential <small>Without a full credential (includes LEA and university internships, pre-internships, emergency or other permits, and waivers)</small>	3	6	4	18
Teaching Outside Subject Area of Competence <small>CDE does not collect data on the number of teachers teaching outside their subject area of competence (with full credential). Teaching outside subject area data should be available in the LEA's personnel office. In most instances, teaching outside subject area is a subset of total teacher misassignments (see data definition for Teacher Misassignments).</small>	3	1	3	7

Certificated Staff Hired

2019-20 School Year: 42
2018-19 School Year: 51
2017-18 School Year: 70

GOAL #6- SUPPORTING STUDENT GROUPS

- SUSD will provide support for English Learners, homeless students, foster youth, students with disabilities, socioeconomically disadvantaged and those who may be struggling academically.

English Language Arts by Student Groups @ Soledad High School

Level	DECLINED SIGNIFICANTLY <i>from Prior Year (by more than 15 points)</i>	DECLINED <i>from Prior Year (by 3 to 15 points)</i>	MAINTAINED <i>from Prior Year (by less than 3 points or increased by less than 3 points)</i>	INCREASED <i>from Prior Year (by 3 to less than 14.9 points)</i>	INCREASED SIGNIFICANTLY <i>from Prior Year (by 15 points or more)</i>
VERY HIGH <i>+75 points or higher in Current Year</i>	Green (None)	Green (None)	Blue (None)	Blue (None)	Blue (None)
HIGH <i>+30 to +74.9 points in Current Year</i>	Green (None)	Green (None)	Green (None)	Green (None)	Blue (None)
MEDIUM <i>0.0 point to +29.9 points in Current Year</i>	Yellow (None)	Yellow (None)	Yellow (None)	Green (None)	Green (None)
LOW <i>-0.1 to -45 points in Current Year</i>	Orange (None)	Orange (None)	Orange (None)	Yellow <ul style="list-style-type: none"> All Students (School Placement) Socioeconomically Disadvantaged Hispanic 	Yellow (None)
VERY LOW <i>-45.1 points or lower in Current Year</i>	Red (None)	Red (None)	Red (None)	Orange <ul style="list-style-type: none"> English Learners 	Orange (None)

GOAL #6- SUPPORTING STUDENT GROUPS

English Language Arts by Student Groups

<u>Student Group</u>	<u>Color</u>	<u>Status Level</u>	<u>Change Level</u>	<u>CURRENT STATUS - Average distance from Standard</u>	<u>CHANGE - Difference between current status and prior status</u>
All Students	Yellow	Low	Increased	-26	11.2
English Learners	Orange	Very Low	Increased	-110.7	8
Homeless	None				
Socioeconomically Disadvantaged	Yellow	Low	Increased	-29.3	9.9
Students with Disabilities	None	Very Low	Declined	-149.5	-5.5
African American	None				
American Indian or Alaska Native	None				
Asian	None				
Filipino	None				
Hispanic	Yellow	Low	Increased	-25.7	13.2
Native Hawaiian or Pacific Islander	None				
White	None				

GOAL #6- SUPPORTING STUDENT GROUPS

- SUSD will provide support for English Learners, homeless students, foster youth, students with disabilities, socioeconomically disadvantaged and those who may be struggling academically.

Mathematics by Student Groups @ Soledad High School

Level	DECLINED SIGNIFICANTLY <i>from Prior Year (by more than 15 points)</i>	DECLINED <i>from Prior Year (by 3 to 15 points)</i>	MAINTAINED <i>from Prior Year (declined by less than 3 points or increased by less than 3 points)</i>	INCREASED <i>from Prior Year (by 3 to less than 14.9 points)</i>	INCREASED SIGNIFICANTLY <i>from Prior Year (by 15 points or more)</i>
VERY HIGH <i>+25 points or higher in Current Year</i>	Green (None)	Green (None)	Blue (None)	Blue (None)	Blue (None)
HIGH <i>0 to +24.9 points in Current Year</i>	Green (None)	Green (None)	Green (None)	Green (None)	Blue (None)
MEDIUM <i>-0.1 to -60 points in Current Year</i>	Yellow (None)	Yellow (None)	Yellow (None)	Green (None)	Green (None)
LOW <i>-60.1 to -115 points in Current Year</i>	Orange (None)	Orange (None)	Orange (None)	Yellow (None)	Yellow (None)
VERY LOW <i>-115.1 points or lower in Current Year</i>	Red (None)	Red <ul style="list-style-type: none"> English Learners 	Red (None)	Orange <ul style="list-style-type: none"> All Students (School Placement) Socioeconomically Disadvantaged Hispanic 	Orange (None)

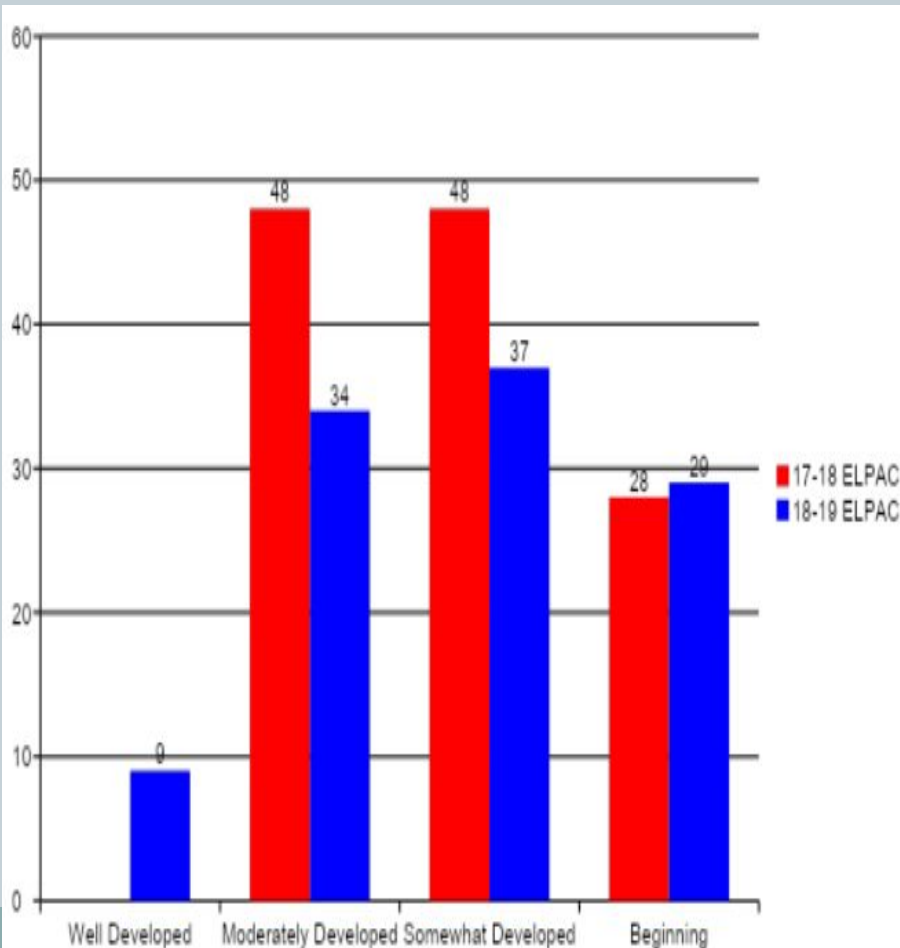
GOAL #6- SUPPORTING STUDENT GROUPS

Mathematics by Student Groups

<u>Student Group</u>	<u>Color</u>	<u>Status Level</u>	<u>Change Level</u>	<u>CURRENT STATUS - Average distance from Standard</u>	<u>CHANGE - Difference between current status and prior status</u>
All Students	Orange	Very Low	Increased	-123.7	9.4
English Learners	Red	Very Low	Decreased	-184.2	-3.1
Homeless	None				
Socioeconomically Disadvantaged	Orange	Very Low	Increased	-125.2	8.2
Students with Disabilities	None	Very Low	Maintained	-216.2	-1.7
African American	None				
American Indian or Alaska Native	None				
Asian	None				
Filipino	None				
Hispanic	Orange	Very Low	Increased	-124.8	9.8
Native Hawaiian or Pacific Islander	None				
White	None				

GOAL #6- SUPPORTING STUDENT GROUPS

ELPAC - 2 YEAR COMPARISON



RECLASSIFICATION - 3 YEAR COMPARISON

Year	Reclassified Students
2016-2017	57
2017-2018	56
2018-2019	68