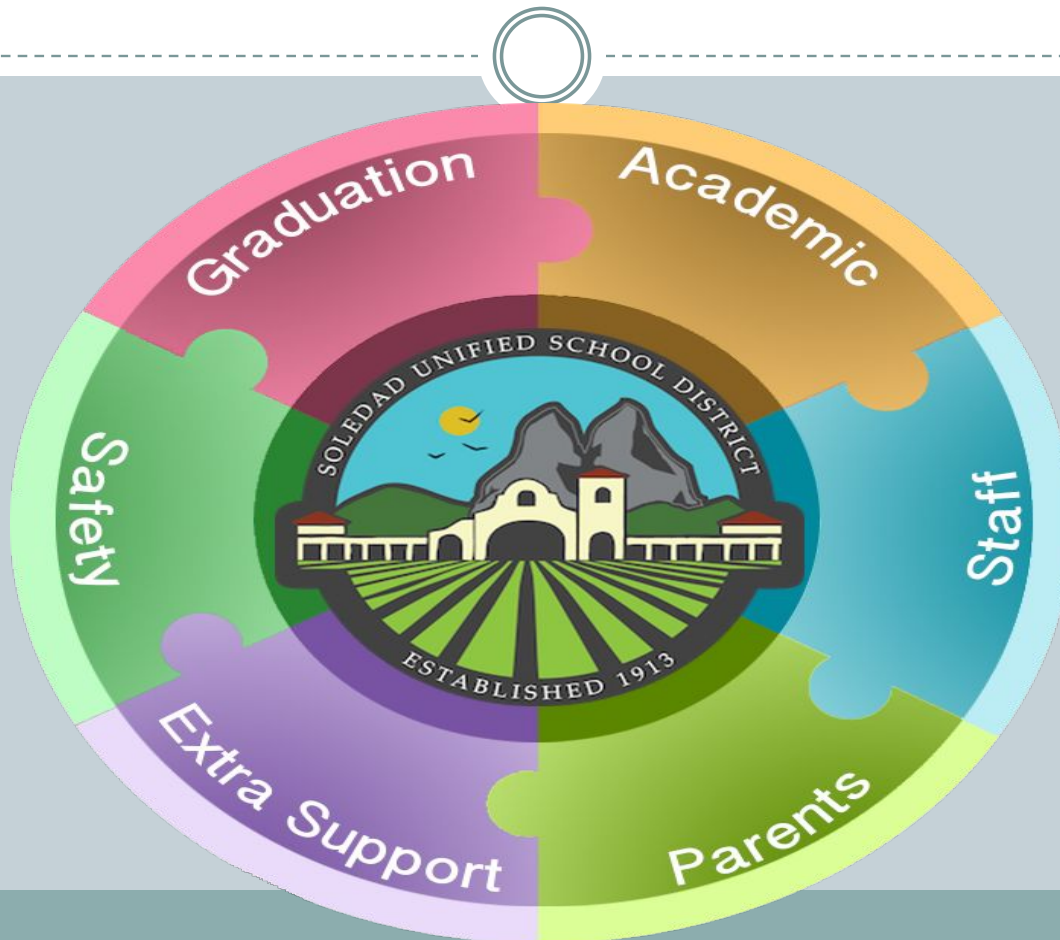




LCAP PLAN

Soledad Unified School District 2019 - 2020
Rose Ferrero Elementary School

**G
O
A
L
S**



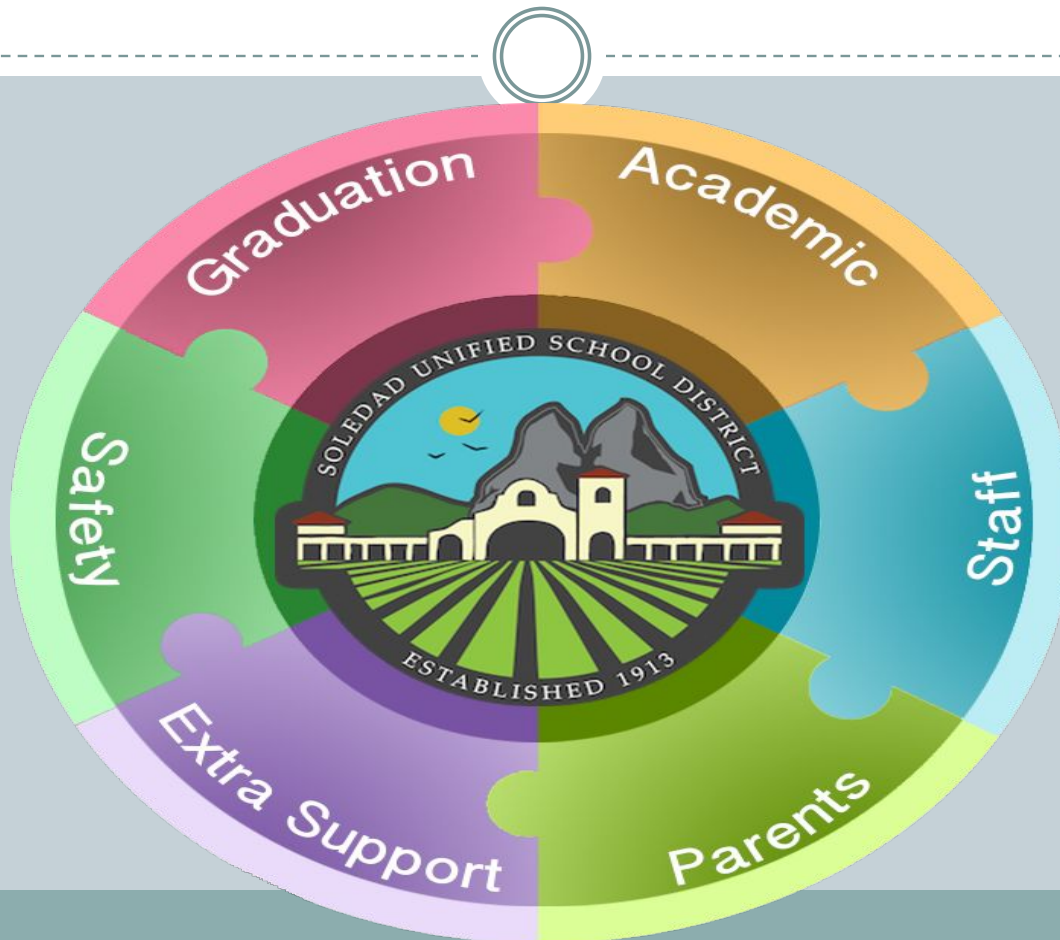
**G
R
O
U
P
S**



PLAN LCAP

Distrito Escolar Unificado de Soledad 2019 - 2020
Escuela Primaria Rose Ferrero

**M
E
T
A
S**



**G
R
A
D
O
S**

Rose Ferrero Elementary School



Tommy Frank
Principal

School Motto
A SCHOOL OF EXCELLENCE

School Vision & Mission

At Rose Ferrero Elementary we will provide a safe & secure, non-threatening learning environment where all students can and will achieve academic success and develop into citizens who contribute positively to our global community.

Escuela Elemental Rose Ferrero



Tommy Frank
Director

Lema Escolar
UNA ESCUELA DE EXCELENCIA

Mission y Vision Escolar

En la Escuela Rose Ferrero prooveremos un lugar de aprendizaje seguro no amenazante, donted todos los estudiantes pueden y haran lograr el éxito académico y convertirse en ciudadanos que contribuyan positivamente a nuestra comunidad global.

GOAL #1- GRADUATION RATE

- Increase graduation rate for all students who are college and career-ready (pathways).

A-G Completion Rate

Year	Male	Female	Hispanics	White	Filipino	2+	EL's	SWD	Total	A-G Rate
16-17	53	89	132	8	2	N/A	19	2	142	45.8%
17-18	58	85	130	7	N/A	N/A	15	4	143	44.5
18-19	n/a	n/a	111	-	-	-	9	1	117 (?) (155)	33% (43.7%)

Advanced Placement

Year	# of students who took AP Classes	Total students who took AP Exams	Total Students who passed with 3 or higher
2016-2017	615	240	85
2017-2018	505	183	81
2018-2019	556	250	156

META #1- TASA DE GRADUACIÓN

- Aumentar la tasa de graduación para todos los estudiantes listos para el colegio y carreras (Trayectorias).

Tasa De Terminación de los Requisitos A-G

Year	Male	Female	Hispanics	White	Filipino	2+	EL's	SWD	Total	A-G Rate
16-17	53	89	132	8	2	N/A	19	2	142	45.8%
17-18	58	85	130	7	N/A	N/A	15	4	143	44.5
18-19	n/a	n/a	111	-	-	-	9	1	117 (?) (155)	33% (43.7%)

Colocación Avanzada

Year	# of students who took AP Classes	Total students who took AP Exams	Total Students who passed with 3 or higher
2016-2017	615	240	85
2017-2018	505	183	81
2018-2019	556	250	156

GOAL #1- GRADUATION RATE

- Increase graduation rate for all students who are college and career-ready (pathways).

Graduation Dropout Rate

Year	Cohort Students	High School Diploma	Graduation Rate
2016-17	319	306	95.0%
2017-18	328	321	97.9%
2018-19	336	317	94.3%

CTE Pathway Completers

Pathway	2016-2017	2017-2018	2018-2019
Agricultural Mechanics		6	14
Agriscience		11	17
Animal Science			13
Floral Design		20	34
Film & Broadcasting			20
Woodworking	15	28	21
Education			35
Health & Dental Careers	16	14	19
Food Service	21	9	7
Robotics Engineering (developing)			
Horticulture (developing)			
Total	52	88	180

META #1- TASA DE GRADUACIÓN

- Aumentar la tasa de graduación para todos los estudiantes listos para el colegio y carreras (Trayectorias).

Tasa De Deserción Escolar

Completando el camino de la Carrera Universitaria

Year	Cohort Students	High School Diploma	Graduation Rate
2016-17	319	306	95.0%
2017-18	328	321	97.9%
2018-19	336	317	94.3%

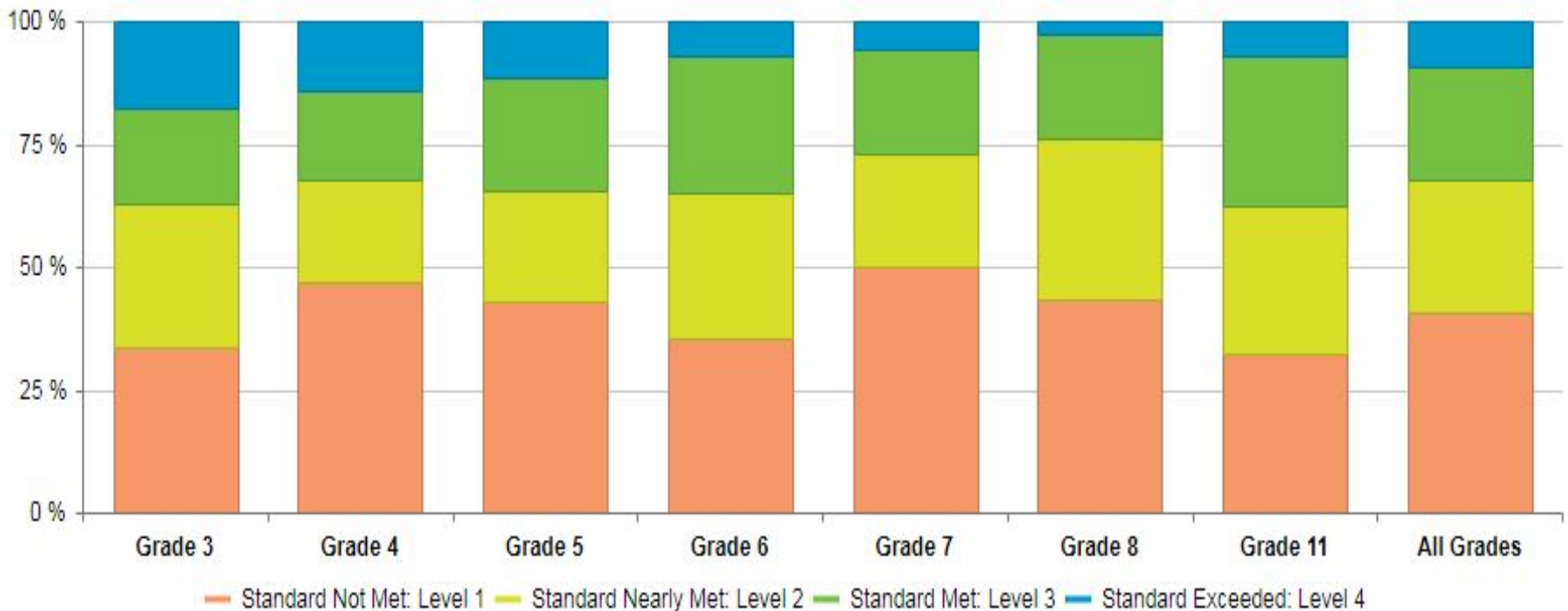
Pathway	2016-2017	2017-2018	2018-2019
Agricultural Mechanics		6	14
Agriscience		11	17
Animal Science			13
Floral Design		20	34
Film & Broadcasting			20
Woodworking	15	28	21
Education			35
Health & Dental Careers	16	14	19
Food Service	21	9	7
Robotics Engineering (developing)			
Horticulture (developing)			
Total	52	88	180

GOAL #2- PROFICIENCY FOR ALL

- SUSD will provide a high quality and comprehensive instructional program.

2018–19 Detailed Test Results

ENGLISH LANGUAGE ARTS/LITERACY

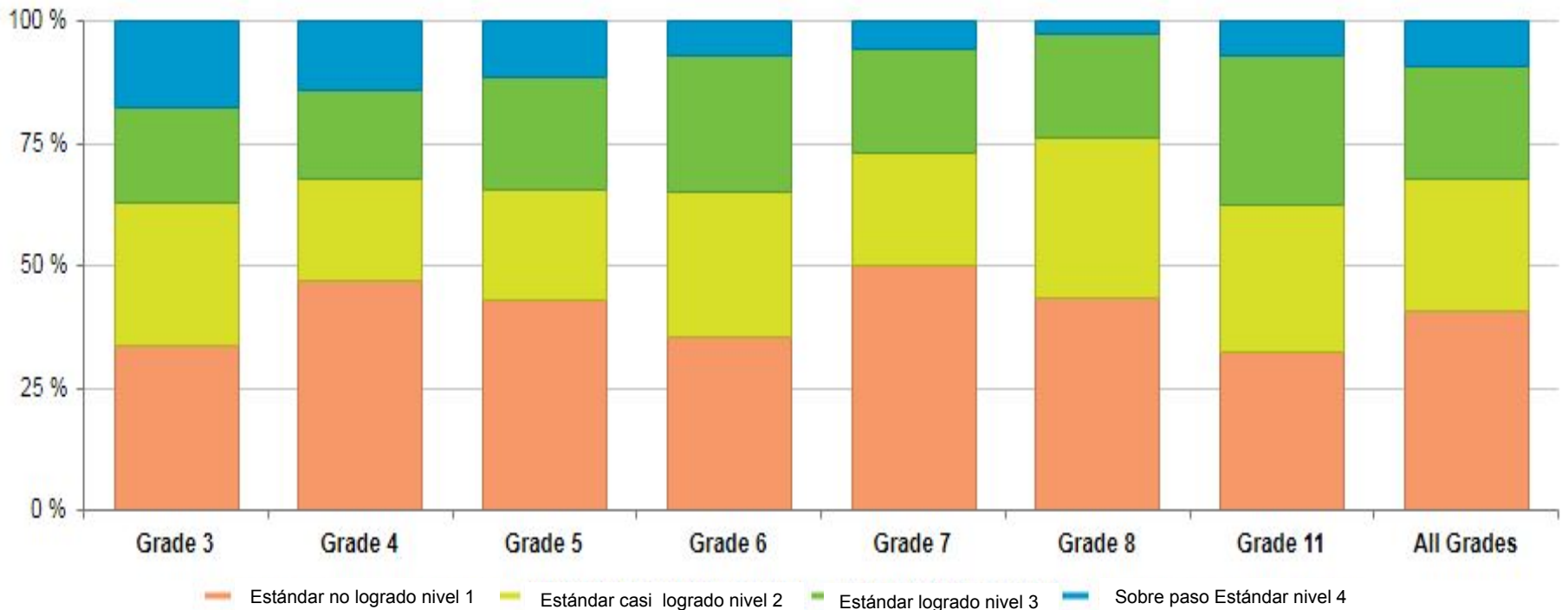


META #2- COMPETENCIA PARA TODOS

- SUSD proveerá un programa instructivo comprensivo y de alta calidad

Resultados de exámenes detallados (2018-19)

ARTES DEL IDIOMA INGLÉS



Rose Ferrero - English Language Arts



Level	DECLINED SIGNIFICANTLY <i>from Prior Year (by more than 15 points)</i>	DECLINED <i>from Prior Year (by 3 to 15 points)</i>	MAINTAINED <i>from Prior Year (declined by less than 3 points or increased by less than 3 points)</i>	INCREASED <i>from Prior Year (by 3 to less than 15 points)</i>	INCREASED SIGNIFICANTLY <i>from Prior Year (by 15 points or more)</i>
VERY HIGH <i>+45 points or higher in Current Year</i>	Green (None)	Green (None)	Blue (None)	Blue (None)	Blue (None)
HIGH <i>+10 to +44.9 points in Current Year</i>	Green (None)	Green (None)	Green (None)	Green (None)	Blue (None)
MEDIUM <i>-5 points to +9.9 points in Current Year</i>	Yellow (None)	Yellow (None)	Yellow (None)	Green (None)	Green (None)
LOW <i>-5.1 to -70 points in Current Year</i>	Orange (None)	Orange (None)	Orange <ul style="list-style-type: none"> English Learners 	Yellow <ul style="list-style-type: none"> All Students (School Placement) Socioeconomically Disadvantaged Hispanic 	Yellow (None)
VERY LOW <i>-70.1 points or lower in Current Year</i>	Red (None)	Red (None)	Red <ul style="list-style-type: none"> Students with Disabilities 	Orange (None)	Orange (None)

Rose Ferrero– Arte del Idioma Inglés



Nivel	Disminuyo Significativamente	Disminuyo	Mantuvo	Aumento	Aumento Significativamente
Muy Alto	Green (None)	Green (None)	Blue (None)	Blue (None)	Blue (None)
Alto	Green (None)	Green (None)	Green (None)	Green (None)	Blue (None)
Medio	Yellow (None)	Yellow (None)	Yellow (None)	Green (None)	Green (None)
Bajo	Orange (None)	Orange (None)	Orange <ul style="list-style-type: none"> English Learners 	Yellow <ul style="list-style-type: none"> All Students (School Placement) Socioeconomically Disadvantaged Hispanic 	Yellow (None)
Muy Bajo	Red (None)	Red (None)	Red <ul style="list-style-type: none"> Students with Disabilities 	Orange (None)	Orange (None)

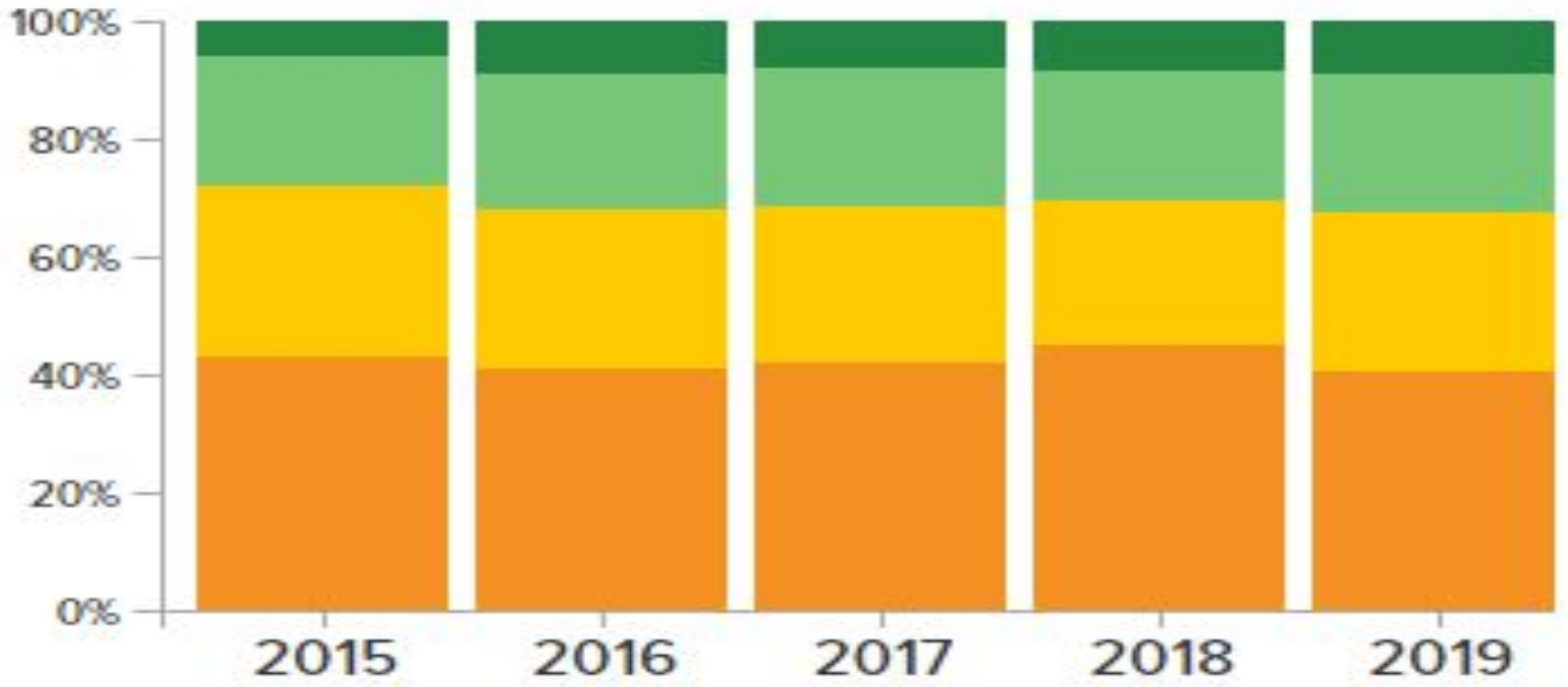
GOAL #2- PROFICIENCY FOR ALL



ENGLISH LANGUAGE ARTS/LITERACY

OVERALL TEST RESULTS

Standard Not Met Standard Nearly Met Standard Met Standard Exceeded



META #2- COMPETENCIA PARA TODOS



LITERATURA/ARTES DEL IDIOMA INGLÉS

Resultados de todos los exámenes

Estándar no logrado Estándar casi logrado Estándar logrado Sobre paso Estándar

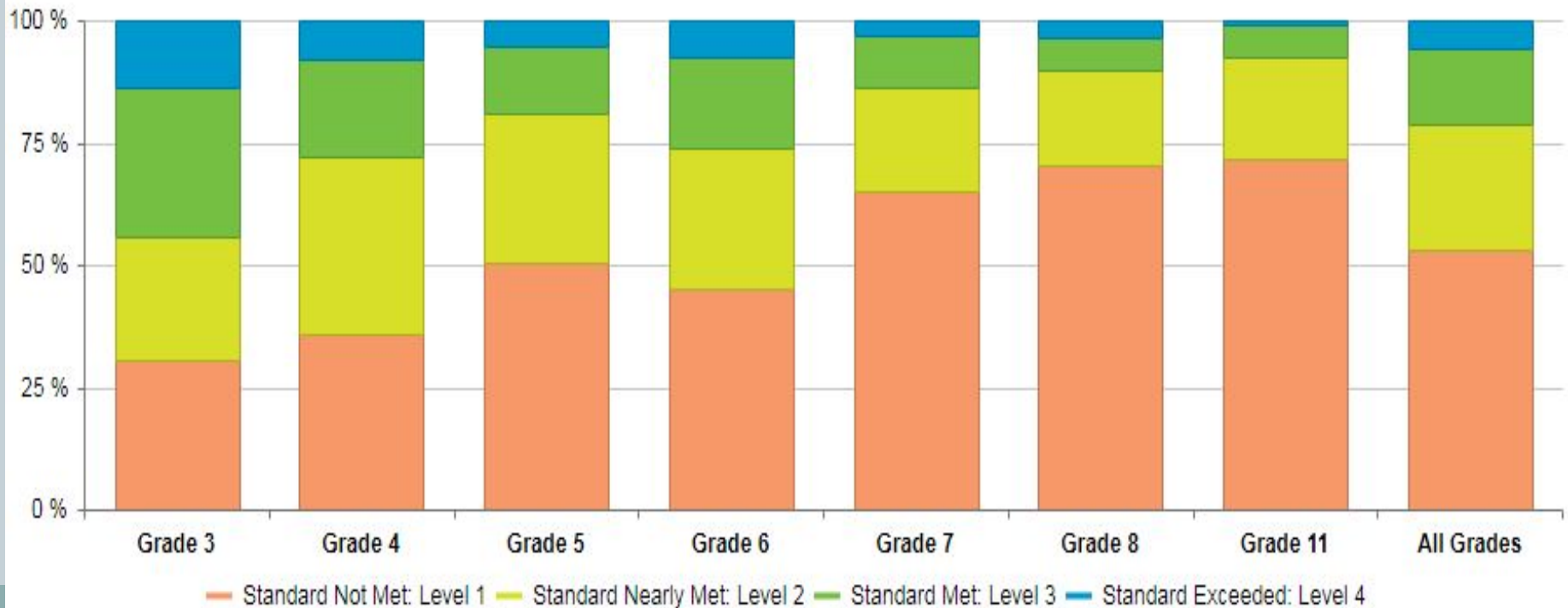


GOAL #2- PROFICIENCY FOR ALL

- SUSD will provide a high quality and comprehensive instructional program.

2018–19 Detailed Test Results

MATHEMATICS

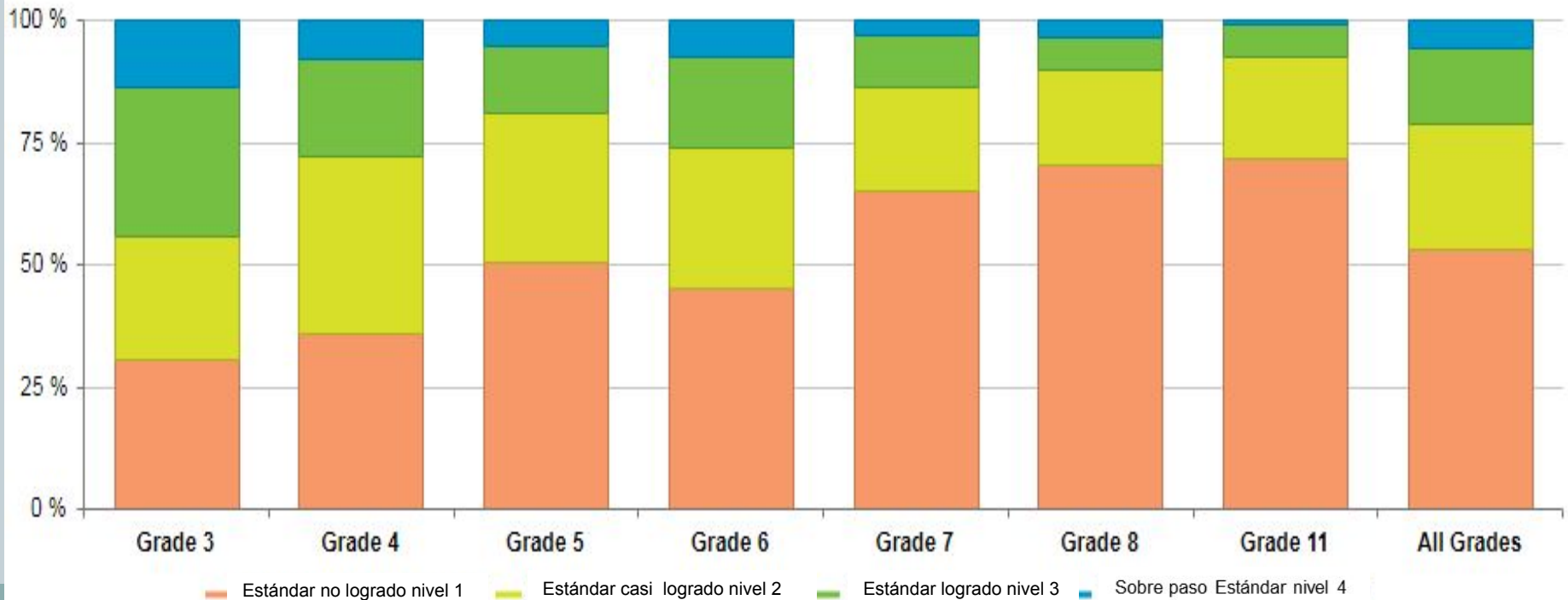


META #2- COMPETENCIA PARA TODOS

- SUSD proveerá un programa instructivo comprensivo y de alta calidad

Resultados de exámenes detallados (2018-19)

MATEMÁTICAS



Rose Ferrero - Mathematics



Level	DECLINED SIGNIFICANTLY <i>from Prior Year (by more than 15 points)</i>	DECLINED <i>from Prior Year (by 3 to 15 points)</i>	MAINTAINED <i>from Prior Year (declined by less than 3 points or increased by less than 3 points)</i>	INCREASED <i>from Prior Year (by 3 to less than 15 points)</i>	INCREASED SIGNIFICANTLY <i>from Prior Year (by 15 points or more)</i>
VERY HIGH <i>+35 points or higher in Current Year</i>	Green (None)	Green (None)	Blue (None)	Blue (None)	Blue (None)
HIGH <i>0 to +34.9 points in Current Year</i>	Green (None)	Green (None)	Green (None)	Green (None)	Blue (None)
MEDIUM <i>-25 points to less than 0 points in Current Year</i>	Yellow (None)	Yellow (None)	Yellow (None)	Green (None)	Green (None)
LOW <i>-25.1 to -95 points in Current Year</i>	Orange (None)	Orange (None)	Orange (None)	Yellow <ul style="list-style-type: none"> All Students (School Placement) English Learners Socioeconomically Disadvantaged Hispanic 	Yellow (None)
VERY LOW <i>-95.1 points or lower in Current Year</i>	Red (None)	Red (None)	Red <ul style="list-style-type: none"> Students with Disabilities 	Orange (None)	Orange (None)

Rose Ferrero - Matemática



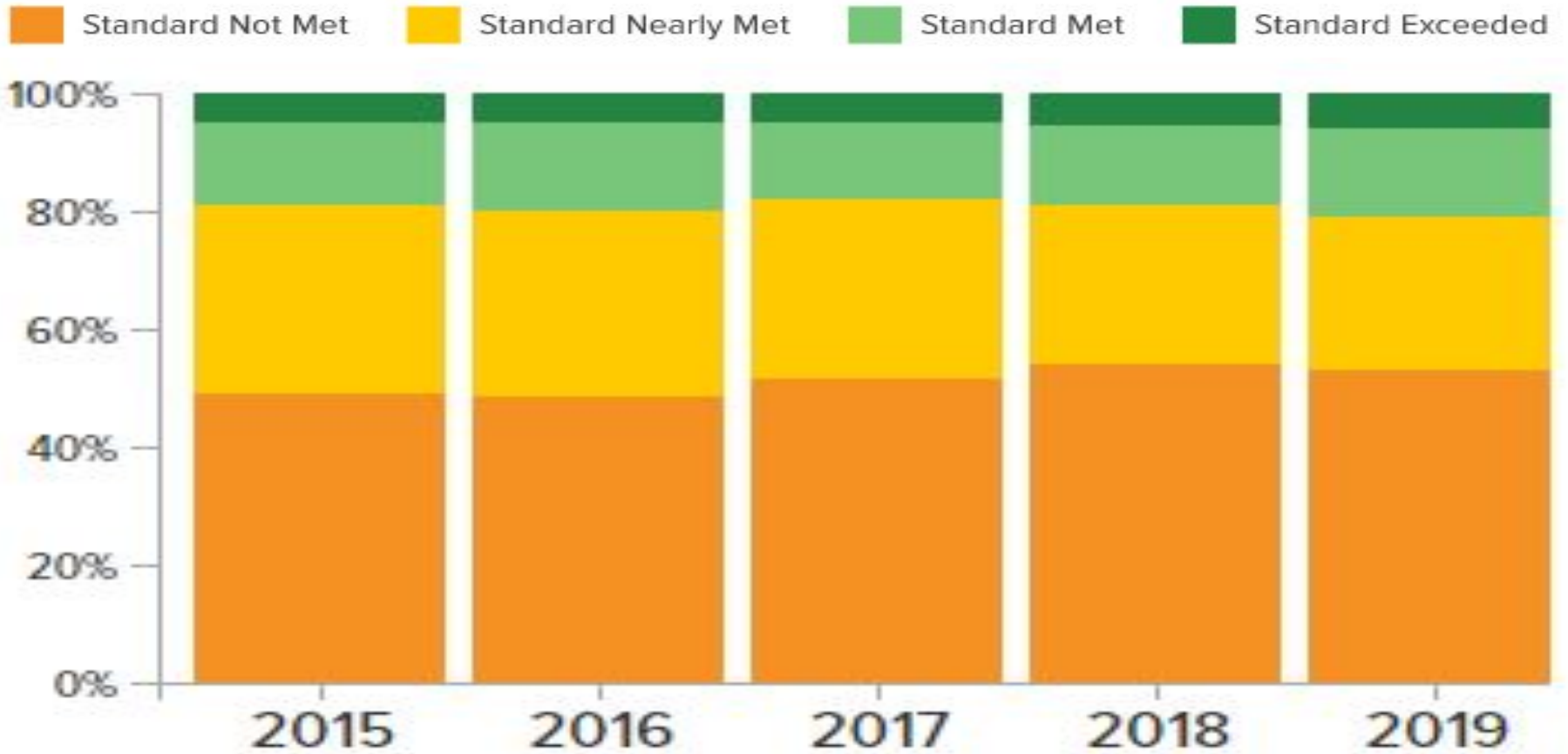
Nivel	Disminuyo Significativamente	Disminuyo	Mantuvo	Aumento	Aumento Significativamente
Muy Alto	Green (None)	Green (None)	Blue (None)	Blue (None)	Blue (None)
Alto	Green (None)	Green (None)	Green (None)	Green (None)	Blue (None)
Medio	Yellow (None)	Yellow (None)	Yellow (None)	Green (None)	Green (None)
Bajo	Orange (None)	Orange (None)	Orange (None)	Yellow <ul style="list-style-type: none"> All Students (School Placement) English Learners Socioeconomically Disadvantaged Hispanic 	Yellow (None)
Muy Bajo	Red (None)	Red (None)	Red <ul style="list-style-type: none"> Students with Disabilities 	Orange (None)	Orange (None)

GOAL #2- PROFICIENCY FOR ALL



MATHEMATICS

OVERALL TEST RESULTS



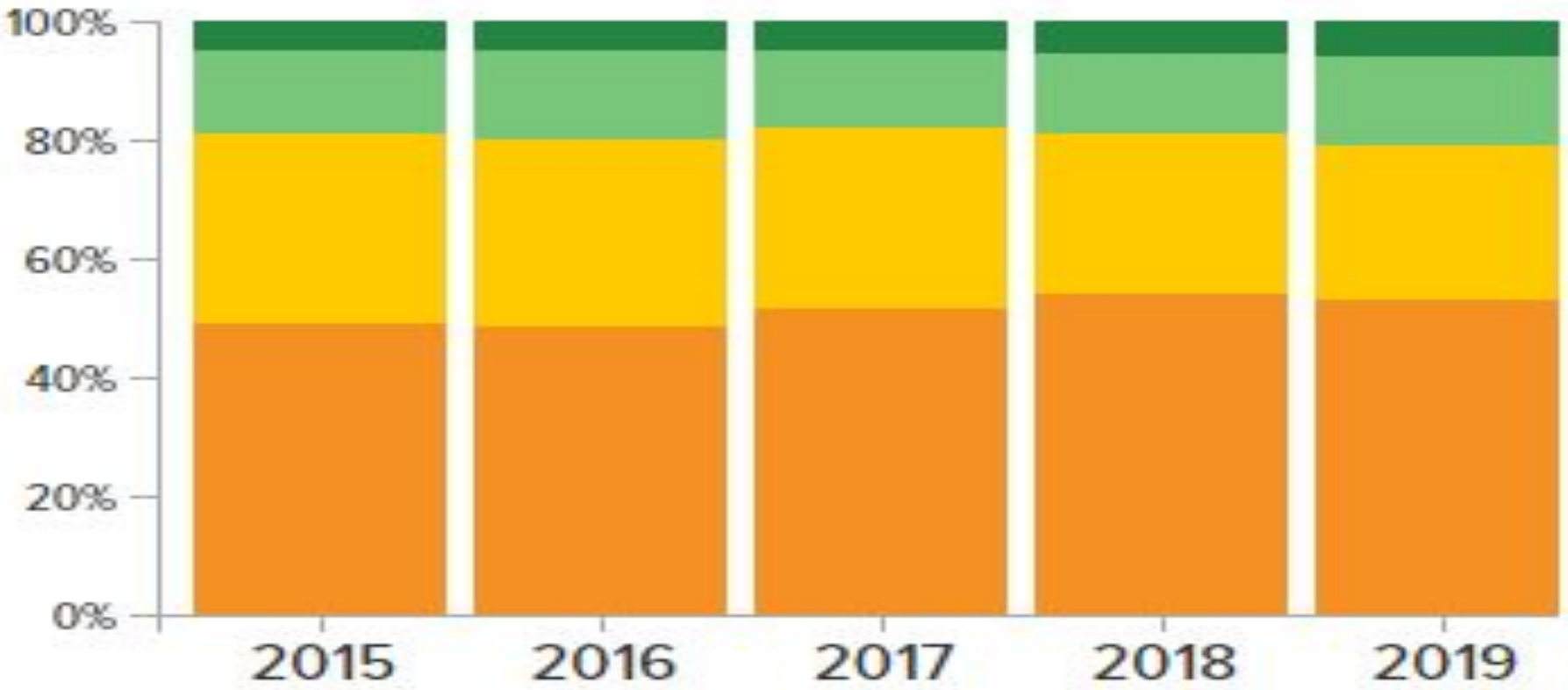
META #2- COMPETENCIA PARA TODOS



MATEMÁTICAS

Resultados de todos los exámenes

Estándar no logrado Estándar casi logrado Estándar logrado Sobre paso Estándar

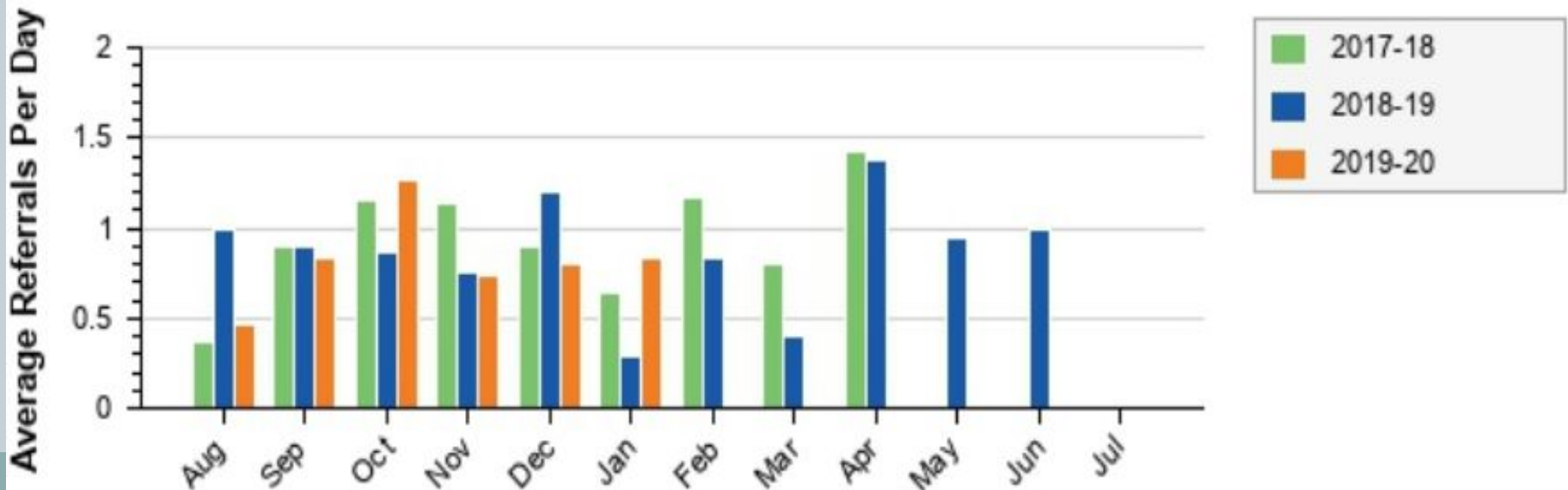


GOAL #3- SAFETY

- All District departments and school sites will provide a safe and secure environment for all staff and students.

ROSE FERRERO REFERRAL RATES 2017-18 to 2019-2020

Average Referrals Per Day Per Month - Multi-Year
All, 2017-18 - 2019-20



META #3- SEGURIDAD

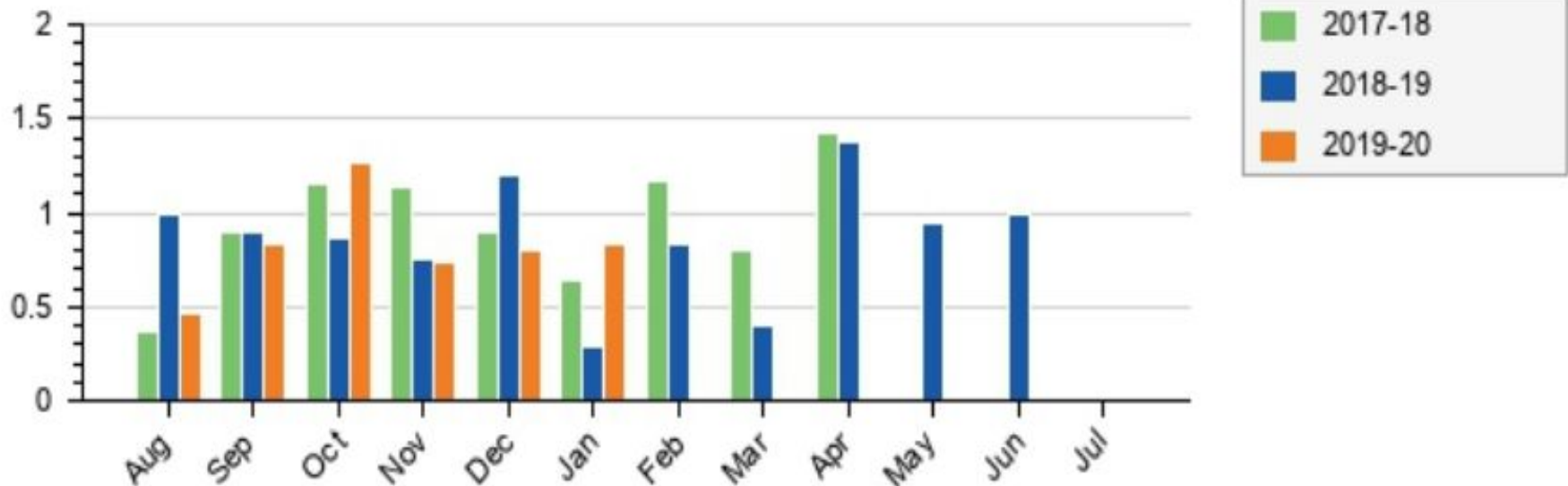
- Todos los departamentos del distrito y sitios escolares ofrecerán un ambiente seguro para todos los estudiantes y el personal

TARIFAS DE REFERIDOS DE ROSE FERRERO 2017-18 to 2019-2020

Pro medio de Referidos Por Día Por Mes – Múltiples Años
Todos, 2017-18 – 2019-20



Promedio de Referidos Por Día



GOAL #3- SAFETY

- All District departments and school sites will provide a safe and secure environment for all staff and students.

Year	Students with Suspensions	Total Suspensions	Total Suspension Rate	Percentage of Students with Only One Suspension	Percentage of Students with Multiple Suspensions
2016-17	12	17	2.1%	83.3%	16.7%
2017-18	5	6	0.9%	80%	20%
2018-19	13	29	2.5%	46.2%	53.8%

META #3- SEGURIDAD



- Todos los departamentos del distrito y sitios escolares ofrecerán un ambiente seguro para todos los estudiantes y el personal

Año	Estudiantes con Suspensiones	Total de Suspensiones	Tasa Total De Suspensiones	Porcentaje de Estudiantes con Una Suspensión	Porcentaje de Estudiantes con Múltiples Suspensiones
2016-17	12	17	2.1%	83.3%	16.7%
2017-18	5	6	0.9%	80%	20%
2018-19	13	29	2.5%	46.2%	53.8%

Rose Ferrero - Suspensions



Level	INCREASED SIGNIFICANTLY <i>from Prior Year (by greater than 2.0%)</i>	INCREASED <i>from Prior Year (by 0.3% to 2.0%)</i>	MAINTAINED <i>from Prior Year (declined or increased by less than 0.3%)</i>	DECLINED <i>from Prior Year (by 0.3% to less than 1.0%)</i>	DECLINED SIGNIFICANTLY <i>from Prior Year (by 1.0% or greater)</i>
VERY LOW <i>0.5% or less in Current Year</i>	Gray (N/A)	Green (None)	Blue (None)	Blue (None)	Blue (None)
LOW <i>Greater than 0.5% to 1.0% in Current Year</i>	Gray (N/A)	Yellow (None)	Green (None)	Green (None)	Blue (None)
MEDIUM <i>Greater than 1.0% to 3.0% in Current Year</i>	Orange (None)	Orange <ul style="list-style-type: none"> All Students (School Placement) English Learners Socioeconomically Disadvantaged Hispanic 	Yellow (None)	Green (None)	Green (None)
HIGH <i>Greater than 3.0% to 6.0% in Current Year</i>	Red (None)	Orange (None)	Orange (None)	Yellow (None)	Yellow (None)
VERY HIGH <i>Greater than 6.0% in Current Year</i>	Red (None)	Red <ul style="list-style-type: none"> Students with Disabilities 	Red (None)	Orange (None)	Yellow (None)

Rose Ferrero - Suspensiones



Nivel	Aumento Significativamente	Aumento	Mantuvo	Disminuyo	Disminuyo Significativamente
Muy Bajo	Gray (N/A)	Green (None)	Blue (None)	Blue (None)	Blue (None)
Bajo	Gray (N/A)	Yellow (None)	Green (None)	Green (None)	Blue (None)
Medio	Orange (None)	Orange <ul style="list-style-type: none"> All Students (School Placement) English Learners Socioeconomically Disadvantaged Hispanic 	Yellow (None)	Green (None)	Green (None)
Alto	Red (None)	Orange (None)	Orange (None)	Yellow (None)	Yellow (None)
Muy Alto	Red (None)	Red <ul style="list-style-type: none"> Students with Disabilities 	Red (None)	Orange (None)	Yellow (None)

Rose Ferrero - Chronic Absenteeism



Level	INCREASED SIGNIFICANTLY <i>from Prior Year (by greater than 3.0%)</i>	INCREASED <i>from Prior Year (by 0.5% up to 3.0%)</i>	MAINTAINED <i>from Prior Year (declined or increased by less than 0.5%)</i>	DECLINED <i>from Prior Year (by 0.5% to less than 3.0%)</i>	DECLINED SIGNIFICANTLY <i>from Prior Year (by 3.0% or more)</i>
VERY LOW <i>2.5% or less in Current Year</i>	Yellow (None)	Green (None)	Blue (None)	Blue (None)	Blue (None)
LOW <i>More than 2.5% to 5.0% in Current Year</i>	Orange (None)	Yellow (None)	Green (None)	Green (None)	Blue (None)
MEDIUM <i>More than 5.0% to 10.0% in Current Year</i>	Orange (None)	Orange ▪ English Learners	Yellow (None)	Green ▪ All Students (School Placement) ▪ Students with Disabilities ▪ Hispanic	Green (None)
HIGH <i>More than 10.0% to 20.0% in Current Year</i>	Red (None)	Orange (None)	Orange ▪ Socioeconomically Disadvantaged	Yellow (None)	Yellow (None)
VERY HIGH <i>More than 20.0% in Current Year</i>	Red (None)	Red (None)	Red (None)	Orange (None)	Yellow (None)

Rose Ferrero - Ausentismo Crónico



Nivel	Aumento Significativamente Del Año Previo (por 3.0% o más)	Aumento Del Año Previo (por 0.5% a menos de 3.0%)	Mantuvo Del Año Previo (Disminuyo o Aumento por menos de 0.5%)	Disminuyo Del Año Previo (por 0.5% a menos de 3.0%)	Disminuyo Significativamente Del Año Previo (por 3.0% o más)
Muy Bajo 2.5% o menos en el año actual	Yellow (None)	Green (None)	Blue (None)	Blue (None)	Blue (None)
Bajo Mas de 2.5% a 5.0% en el año actual	Orange (None)	Yellow (None)	Green (None)	Green (None)	Blue (None)
Medio Mas de 5.0% a 10.0A% en el año actual	Orange (None)	Orange ▪ English Learners	Yellow (None)	Green ▪ All Students (School Placement) ▪ Students with Disabilities ▪ Hispanic	Green (None)
Alto 10.0% a 20.0A% en el año actual	Red (None)	Orange (None)	Orange ▪ Socioeconomically Disadvantaged	Yellow (None)	Yellow (None)
Muy Alto 20.0% en el año actual	Red (None)	Red (None)	Red (None)	Orange (None)	Yellow (None)

GOAL #4- PARENT INVOLVEMENT



- Community and Family Engagement: SUSD will ensure students, staff, parents and the community are both satisfied and engaged.

Parent Involvement

School Site Council - held most Board meeting nights

ELAC – Four Times per year (evenings)

Family Literacy Night – coming this spring!

Family Math Night – scheduled for March 26, 2020

Weekly “Bobcat Bulletin” (every Tuesday)

Awards Assemblies (monthly)

Winter Programs

Customer Service (the customer always comes first!)

META #4- PARTICIPACIÓN DE PADRES



- Participación familiar y comunitario: SUSD se asegurara de que los estudiantes, el personal, los padres y la comunidad estén satisfechos e involucrados.

PARTICIPACIÓN DE PADRES

**Concilio Escolar – llevado acabo las noches de la Junta Directiva
ELAC – Cuatro veces al año (por la noche)**

Noches de Alfabetización Familiar – proximately en Primavera

**Noches de Mathematica Familiar – programadas para el 26 de marzo
del 2020**

Boletín Bobcat Semanal – (cada martes)

Asambleas de premios – (mensuales)

Funciones de Invierno

Servicio al Cliente (el cliente siempre es primero)

GOAL #5- HIGHLY QUALIFIED STAFF

- SUSD will attract, recruit, support and retain a highly effective and diverse workforce.

Recruit & Retain High Quality Staff

Incentives (Technology & Vanpool)

Professional Growth System

Update employee evaluation tools

All Staff-- Customer Service Mindset

Staff Safety & Injury prevention

Teachers at this School	School 2017-18	School 2018-19	School 2019-20	District 2019-20
With Full Credential	20	21	19	206
Without Full Credential <small>Without a full credential (includes LEA and university internships, pre-internships, emergency or other permits, and waivers)</small>	2	1	2	18
Teaching Outside Subject Area of Competence <small>CDE does not collect data on the number of teachers teaching outside their subject area of competence (with full credential). Teaching outside subject area data should be available in the LEA's personnel office. In most instances, teaching outside subject area is a subset of total teacher misassignments (see data definition for Teacher Misassignments).</small>	0	0	1	7

Certificated Staff Hired

2019-20 School Year: 42
2018-19 School Year: 51
2017-18 School Year: 70

META #5- CONTRATO DE PERSONAL DE ALTA CALIDAD

- El SUSD atraerá, reclutará, apoyará y retendrá una fuerza laboral altamente efectiva y diversa.

- Reclutar y Retener Personal de Alta Calidad
- Incentivos (Tecnología y Compartir Viaje)
- Sistema de crecimiento profesional
- Actualizar herramientas de evaluación del personal
- Todo el Personal
Mentalidad de Servicio al cliente
- Prevención de lastimaduras y seguridad para el personal

Maestros en esta escuela	School 2017-18	School 2018-19	School 2019-20	District 2019-20
Con Credencial Completa	21	22	21	206
Sin Credencial Completa	0	1	2	18
Enseñando Fuera de las Áreas de Materias (Con Credencial Completa)	1	0	0	7

Personal Empleado Certificado

Año Escolar 2019-20: 42
Año Escolar 2018-19: 51
Año Escolar 2017-18: 70

GOAL #6- SUPPORTING STUDENT GROUPS

- SUSD will provide support for English Learners, homeless students, foster youth, students with disabilities, socioeconomically disadvantaged and those who may be struggling academically.

English Language Arts by Student Groups @ Rose Ferrero Elementary

Level	DECLINED SIGNIFICANTLY <i>from Prior Year (by more than 15 points)</i>	DECLINED <i>from Prior Year (by 3 to 15 points)</i>	MAINTAINED <i>from Prior Year (declined by less than 3 points or increased by less than 3 points)</i>	INCREASED <i>from Prior Year (by 3 to less than 15 points)</i>	INCREASED SIGNIFICANTLY <i>from Prior Year (by 15 points or more)</i>
VERY HIGH <i>+45 points or higher in Current Year</i>	Green (None)	Green (None)	Blue (None)	Blue (None)	Blue (None)
HIGH <i>+10 to +44.9 points in Current Year</i>	Green (None)	Green (None)	Green (None)	Green (None)	Blue (None)
MEDIUM <i>-5 points to +9.9 points in Current Year</i>	Yellow (None)	Yellow (None)	Yellow (None)	Green (None)	Green (None)
LOW <i>-5.1 to -70 points in Current Year</i>	Orange (None)	Orange (None)	Orange <ul style="list-style-type: none"> English Learners 	Yellow <ul style="list-style-type: none"> All Students (School Placement) Socioeconomically Disadvantaged Hispanic 	Yellow (None)
VERY LOW <i>-70.1 points or lower in Current Year</i>	Red (None)	Red (None)	Red <ul style="list-style-type: none"> Students with Disabilities 	Orange (None)	Orange (None)

META #6- APOYANDO A LOS GRUPOS ESTUDIANTILES

- El SUSD brindará apoyo a los aprendices de inglés, los estudiantes sin hogar, los jóvenes de acogida y aquellos que pueden tener dificultades académicas.

Artes del Idioma Inglés por Subgrupos en la Primaria Rose Ferrero

Nivel	Disminuyo Significativamente	Disminuyo	Mantuvo	Aumento	Aumento Significativamente
Muy Alto	Green (None)	Green (None)	Blue (None)	Blue (None)	Blue (None)
Alto	Green (None)	Green (None)	Green (None)	Green (None)	Blue (None)
Medio	Yellow (None)	Yellow (None)	Yellow (None)	Green (None)	Green (None)
Bajo	Orange (None)	Orange (None)	Orange <ul style="list-style-type: none"> English Learners 	Yellow <ul style="list-style-type: none"> All Students (School Placement) Socioeconomically Disadvantaged Hispanic 	Yellow (None)
Muy Bajo	Red (None)	Red (None)	Red <ul style="list-style-type: none"> Students with Disabilities 	Orange (None)	Orange (None)

GOAL #6- SUPPORTING STUDENT GROUPS



English Language Arts by Student Groups

<u>Student Group</u>	<u>Color</u>	<u>Status Level</u>	<u>Change Level</u>	<u>CURRENT STATUS - Average distance from Standard</u>	<u>CHANGE - Difference between current status and prior status</u>
All Students	Yellow	Low	Increased	-25.6	4.8
English Learners	Orange	Low	Maintained	-56	2
Foster Youth	None				
Homeless	None	Low	Increased	-33.3	6.4
Socioeconomically Disadvantaged	Yellow	Low	Increased	-26.2	8.2
Students with Disabilities	Red	Very Low	Maintained	-120.7	-1.8
African American	None				
American Indian or Alaska Native	None				
Asian	None				
Hispanic	Yellow	Low	Increased	-27.9	5.3
White	None				
Two or More Races	None				

META #6- APOYANDO A LOS GRUPOS ESTUDIANTILES

- El SUSD brindará apoyo a los aprendices de inglés, los estudiantes sin hogar, los jóvenes de acogida y aquellos que pueden tener dificultades académicas.

Artes del Idioma Inglés por Grupos Estudiantiles

Grupo Estudiantil	Color	Nivel Estatus	Cambio en Nivel	Estatus Actual – Distancia Promedia del Estandar	Cambio: diferencia entre el estado actual y el estado anterior
Todos los Estudiantes	Amarillo	Bajo	Aumento	-25.6	4.8
Aprendiz de Inglés	Anaranjado	Bajo	Aumento Significativamente	-56	2
Crianza Temporal	Ninguno				
Sin hogar	Ninguno	Bajo	Aumento	-33.3	6.4
Desventaja Socioeconómica	Amarillo	Bajo	Aumento	-26.2	8.2
Estudiantes con Discapacidad	Rojo	Muy Bajo	Mantuvo	-120.7	-1.8
Afro Americano	Ninguno				
Indio Americano o Nativo de Alaska	Ninguno				
Asiático	Ninguno				
Hispano	Amarillo	Bajo	Aumento	-27.9	5.3
Hawaiano Nativo Isla del Pacifico	Ninguno				
Blanco	Ninguno				

GOAL #6- SUPPORTING STUDENT GROUPS

- SUSD will provide support for English Learners, homeless students, foster youth, students with disabilities, socioeconomically disadvantaged and those who may be struggling academically.

Mathematics by Student Groups @ Rose Ferrero Elementary

Level	DECLINED SIGNIFICANTLY <i>from Prior Year (by more than 15 points)</i>	DECLINED <i>from Prior Year (by 3 to 15 points)</i>	MAINTAINED <i>from Prior Year (declined by less than 3 points or increased by less than 3 points)</i>	INCREASED <i>from Prior Year (by 3 to less than 15 points)</i>	INCREASED SIGNIFICANTLY <i>from Prior Year (by 15 points or more)</i>
VERY HIGH <i>+35 points or higher in Current Year</i>	Green (None)	Green (None)	Blue (None)	Blue (None)	Blue (None)
HIGH <i>0 to +34.9 points in Current Year</i>	Green (None)	Green (None)	Green (None)	Green (None)	Blue (None)
MEDIUM <i>-25 points to less than 0 points in Current Year</i>	Yellow (None)	Yellow (None)	Yellow (None)	Green (None)	Green (None)
LOW <i>-25.1 to -95 points in Current Year</i>	Orange (None)	Orange (None)	Orange (None)	Yellow <ul style="list-style-type: none"> All Students (School Placement) English Learners Socioeconomically Disadvantaged Hispanic 	Yellow (None)
VERY LOW <i>-95.1 points or lower in Current Year</i>	Red (None)	Red (None)	Red <ul style="list-style-type: none"> Students with Disabilities 	Orange (None)	Orange (None)

META #6- APOYANDO A LOS ESTUDIANTES DE Y OTROS SUBGRUPOS

- El SUSD brindará apoyo a los aprendices de inglés, los estudiantes sin hogar, los jóvenes de acogida y aquellos que pueden tener dificultades académicas.

Matemáticas por Subgrupos en la Primaria Rose Ferrero

Nivel	Disminuyo Significativamente	Disminuyo	Mantuvo	Aumento	Aumento Significativamente
Muy Alto	Green (None)	Green (None)	Blue (None)	Blue (None)	Blue (None)
Alto	Green (None)	Green (None)	Green (None)	Green (None)	Blue (None)
Medio	Yellow (None)	Yellow (None)	Yellow (None)	Green (None)	Green (None)
Bajo	Orange (None)	Orange (None)	Orange (None)	Yellow <ul style="list-style-type: none"> All Students (School Placement) English Learners Socioeconomically Disadvantaged Hispanic 	Yellow (None)
Muy Bajo	Red (None)	Red (None)	Red <ul style="list-style-type: none"> Students with Disabilities 	Orange (None)	Orange (None)

GOAL #6- SUPPORTING STUDENT GROUPS



Mathematics by Student Groups

<u>Student Group</u>	<u>Color</u>	<u>Status Level</u>	<u>Change Level</u>	<u>CURRENT STATUS - Average distance from Standard</u>	<u>CHANGE - Difference between current status and prior status</u>
All Students	Yellow	Low	Increased	-51.9	8.2
English Learners	Yellow	Low	Increased	-79.2	3.9
Foster Youth	None				
Homeless	None	Low	Decreased Significantly	-92.2	-26.9
Socioeconomically Disadvantaged	Yellow	Low	Increased	-53.9	9.4
Students with Disabilities	Red	Very Low	Maintained	-141.3	0.8
African American	None				
American Indian or Alaska Native	None				
Asian	None				
Hispanic	Yellow	Low	Increased	-55.3	7.9
White	None				
Two or More Races	None				

META #6- APOYANDO A LOS ESTUDIANTES DE Y OTROS SUBGRUPOS

- El SUSD brindará apoyo a los aprendices de inglés, los estudiantes sin hogar, los jóvenes de acogida y aquellos que pueden tener dificultades académicas.

Matemáticas por Grupos Estudiantiles

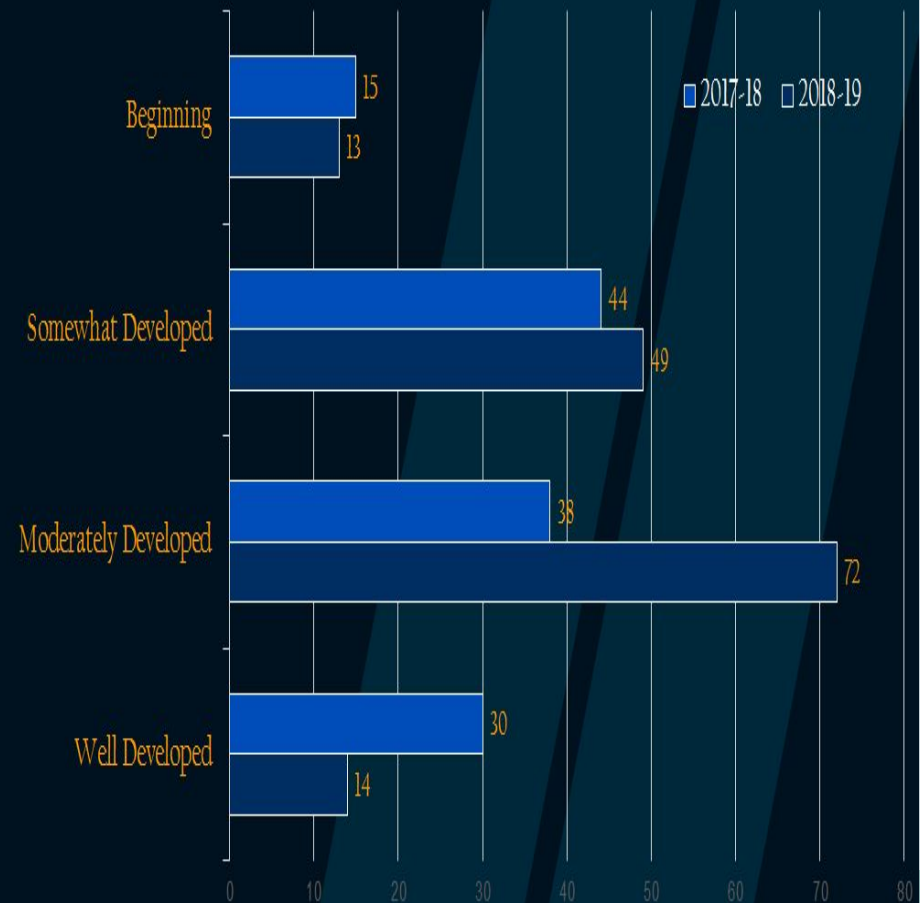
Grupo Estudiantil	Color	Nivel Estatus	Cambio en Nivel	Estatus Actual – Distancia Promedia del Estandar	Cambio: diferencia entre el estado actual y el estado anterior
Todos los Estudiantes	Amarillo	Bajo	Aumento	-51.9	8.2
Aprendiz de Inglés	Amarillo	Bajo	Aumento	-79.2	3.9
Crianza Temporal	Ninguno				
Sin hogar	Ninguno	Bajo	Disminuyo Significativamente	-92.2	-26.9
Desventaja Socioeconómica	Amarillo	Bajo	Aumento	-53.9	9.4
Estudiantes con Discapacidad	Rojo	Muy Bajo	Mantuvo	-141.3	0.8
Afro Americano	Ninguno				
Indio Americano o Nativo de Alaska	Ninguno				
Asiático	Ninguno				
Hispano	Amarillo	Bajo	Aumento	-55.3	7.9
Hawaiano Nativo Isla del Pacifico	Ninguno				
Blanco	Ninguno				

GOAL #6- SUPPORTING STUDENT GROUPS

Reclassified EL Students 2017-2019

Grade	2017-18 Number of EL Students	2017-18 Percentage of EL Students	2018-19 Number of EL Students	2018-19 Percentage of EL Students
TK & K	0	0	0	0%
1 st	0	0	0	0%
2 nd	0	0	2	7%
3 rd	1	5%	3	14%
4 th	11	31%	4	14%
5 th	4	14%	8	28%
6 th	8	44%	8	33%

2017-18 & 2018-19 ELPAC Levels



META #6- APOYANDO A LOS GRUPOS ESTUDIANTILES

Estudiantes EL Reclasificados 2017-2019

Grado	2017-18	2017-18	2018-19	2018-19
	Numero de Estudiantes EL	Porcentaje de Estudiantes EL	Numero de Estudiantes EL	Porcentaje de Estudiantes EL
TK & K	0	0	0	0%
1 st	0	0	0	0%
2 nd	0	0	2	7%
3 rd	1	5%	3	14%
4 th	11	31%	4	14%
5 th	4	14%	8	28%
6 th	8	44%	8	33%

Niveles de ELPAC 2017-18 y 2018-19

