

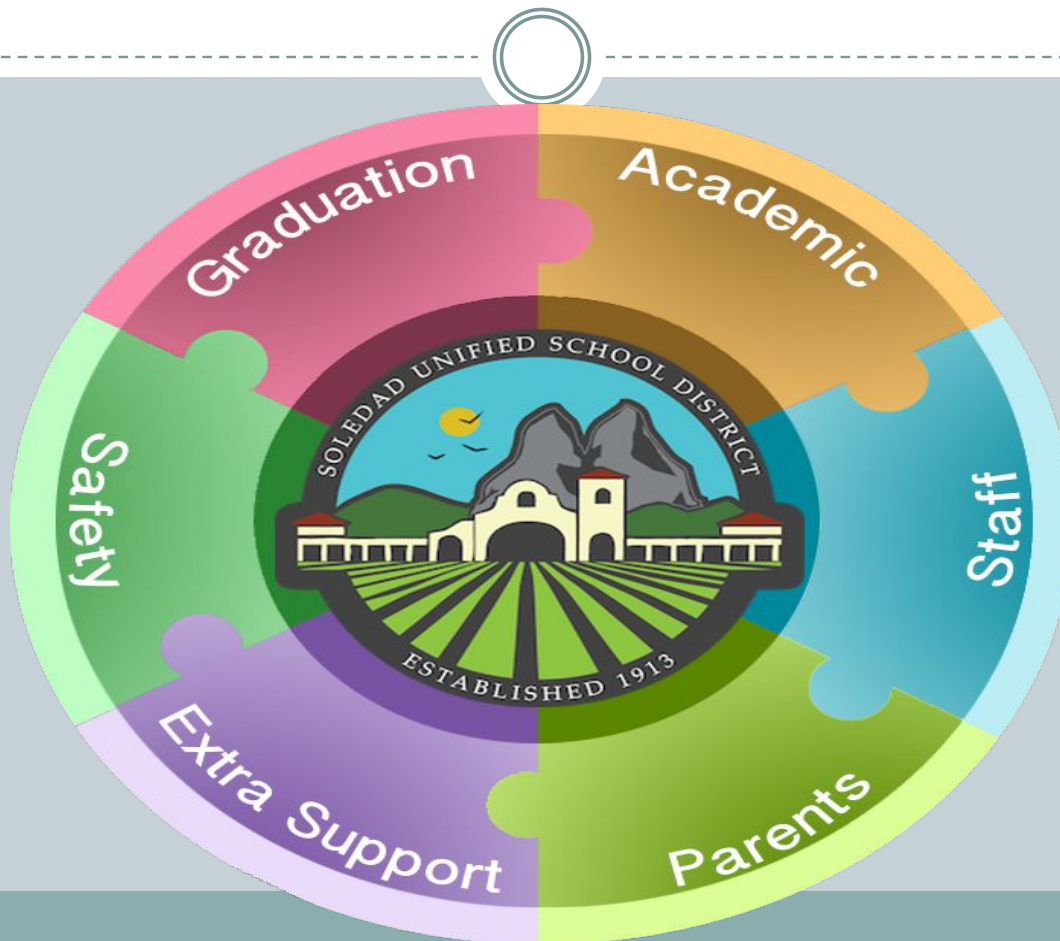


LCAP PLAN

Soledad Unified School District 2019 - 2020

Gabilan Elementary School

**G
O
A
L
S**



**G
R
O
U
P
S**

Gabilan Elementary School



Abbie Arbrun
Principal

School Motto
SOAR TO SUCCESS

School Vision & Mission

We have made a commitment to accept, teach, challenge and inspire all students. We strive to nurture and develop students that can compete on a global level while providing a safe, inspirational, and positive learning environment.

Our mission is to create a learning environment that is optimal for both emotional and academic development. We are committed to continually improving our practices as professional educators and to support one another as we instill an environment of respect and responsibility at our school and in our community.

GOAL #1- GRADUATION RATE

- Increase graduation rate for all students who are college and career-ready (pathways).

A-G Completion Rate

Year	Male	Female	Hispanics	White	Filipino	2+	EL's	SWD	Total	A-G Rate
16-17	53	89	132	8	2	N/A	19	2	142	45.8%
17-18	58	85	130	7	N/A	N/A	15	4	143	44.5
18-19	n/a	n/a	111	-	-	-	9	1	117 (?) (155)	33% (43.7%)

Advanced Placement

Year	# of students who took AP Classes	Total students who took AP Exams	Total Students who passed with 3 or higher
2016-2017	615	240	85
2017-2018	505	183	81
2018-2019	556	250	156

GOAL #1- GRADUATION RATE

- Increase graduation rate for all students who are college and career-ready (pathways).

Graduation Dropout Rate

Year	Cohort Students	High School Diploma	Graduation Rate
2016-17	319	306	95.0%
2017-18	328	321	97.9%
2018-19	336	317	94.3%

CTE Pathway Completers

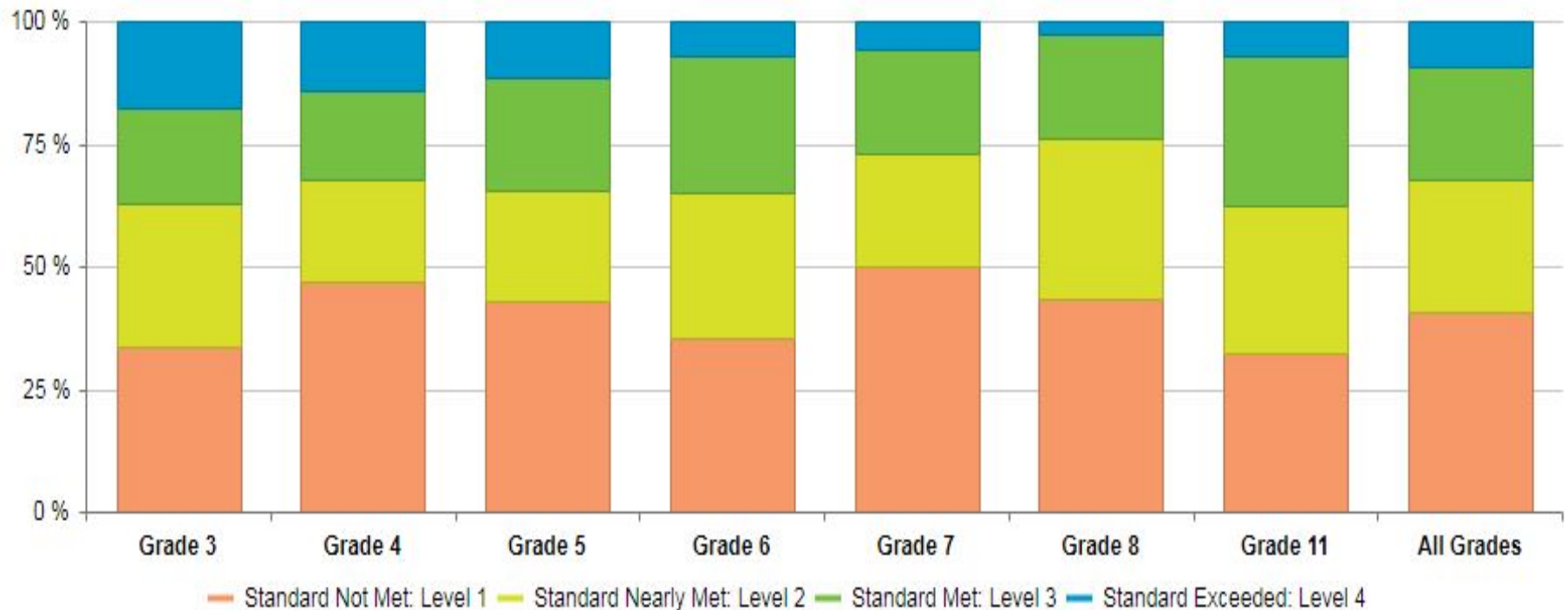
Pathway	2016-2017	2017-2018	2018-2019
Agricultural Mechanics		6	14
Agriscience		11	17
Animal Science			13
Floral Design		20	34
Film & Broadcasting			20
Woodworking	15	28	21
Education			35
Health & Dental Careers	16	14	19
Food Service	21	9	7
Robotics Engineering (developing)			
Horticulture (developing)			
Total	52	88	180

GOAL #2- PROFICIENCY FOR ALL

- SUSD will provide a high quality and comprehensive instructional program.

2018–19 Detailed Test Results

ENGLISH LANGUAGE ARTS/LITERACY



Gabilan - English Language Arts



Level	DECLINED SIGNIFICANTLY <i>from Prior Year (by more than 15 points)</i>	DECLINED <i>from Prior Year (by 3 to 15 points)</i>	MAINTAINED <i>from Prior Year (declined by less than 3 points or increased by less than 3 points)</i>	INCREASED <i>from Prior Year (by 3 to less than 15 points)</i>	INCREASED SIGNIFICANTLY <i>from Prior Year (by 15 points or more)</i>
VERY HIGH <i>+45 points or higher in Current Year</i>	Green (None)	Green (None)	Blue (None)	Blue (None)	Blue (None)
HIGH <i>+10 to +44.9 points in Current Year</i>	Green (None)	Green (None)	Green (None)	Green (None)	Blue (None)
MEDIUM <i>-5 points to +9.9 points in Current Year</i>	Yellow (None)	Yellow (None)	Yellow (None)	Green (None)	Green (None)
LOW <i>-5.1 to -70 points in Current Year</i>	Orange (None)	Orange <ul style="list-style-type: none"> ▪ All Students (School Placement) ▪ Hispanic 	Orange <ul style="list-style-type: none"> ▪ English Learners ▪ Socioeconomically Disadvantaged 	Yellow (None)	Yellow (None)
VERY LOW <i>-70.1 points or lower in Current Year</i>	Red (None)	Red <ul style="list-style-type: none"> ▪ Students with Disabilities 	Red (None)	Orange (None)	Orange (None)

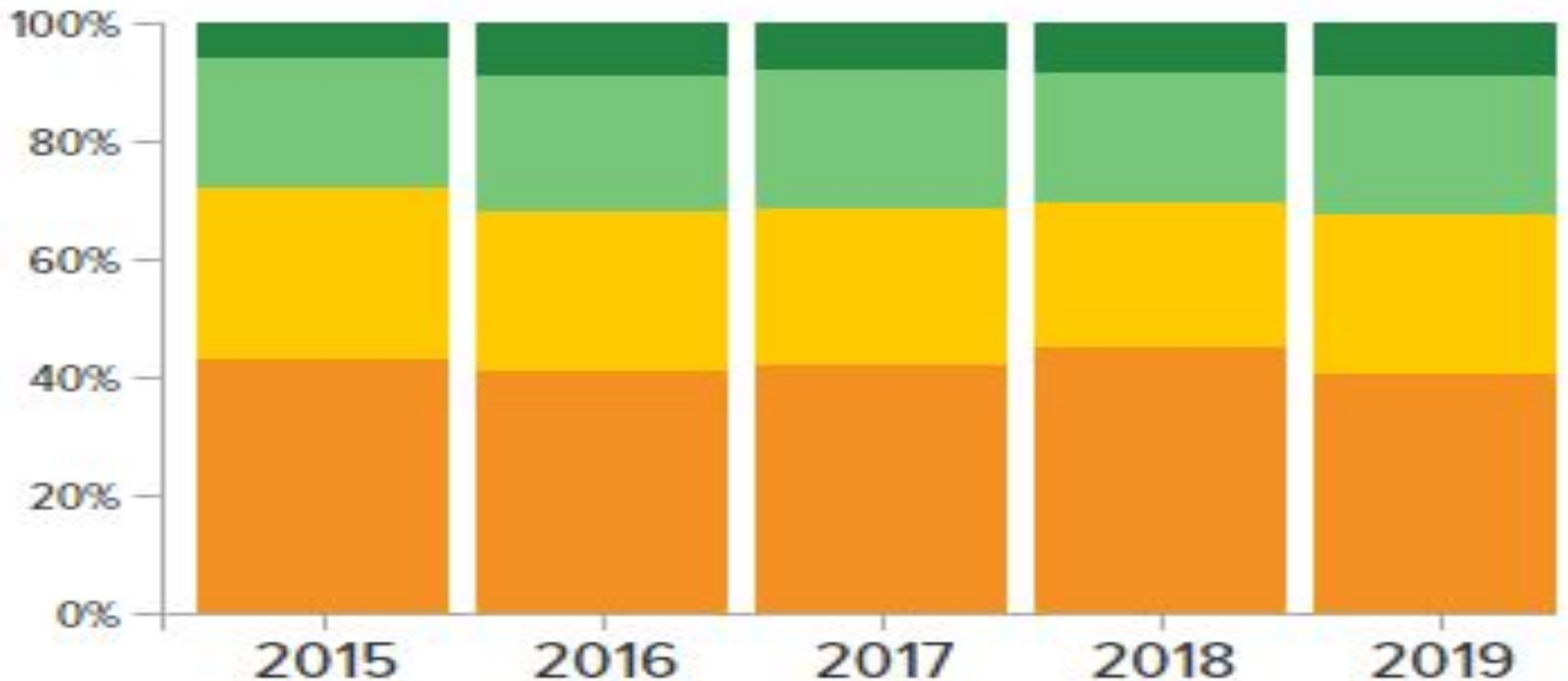
GOAL #2- PROFICIENCY FOR ALL



ENGLISH LANGUAGE ARTS/LITERACY

OVERALL TEST RESULTS

Standard Not Met Standard Nearly Met Standard Met Standard Exceeded

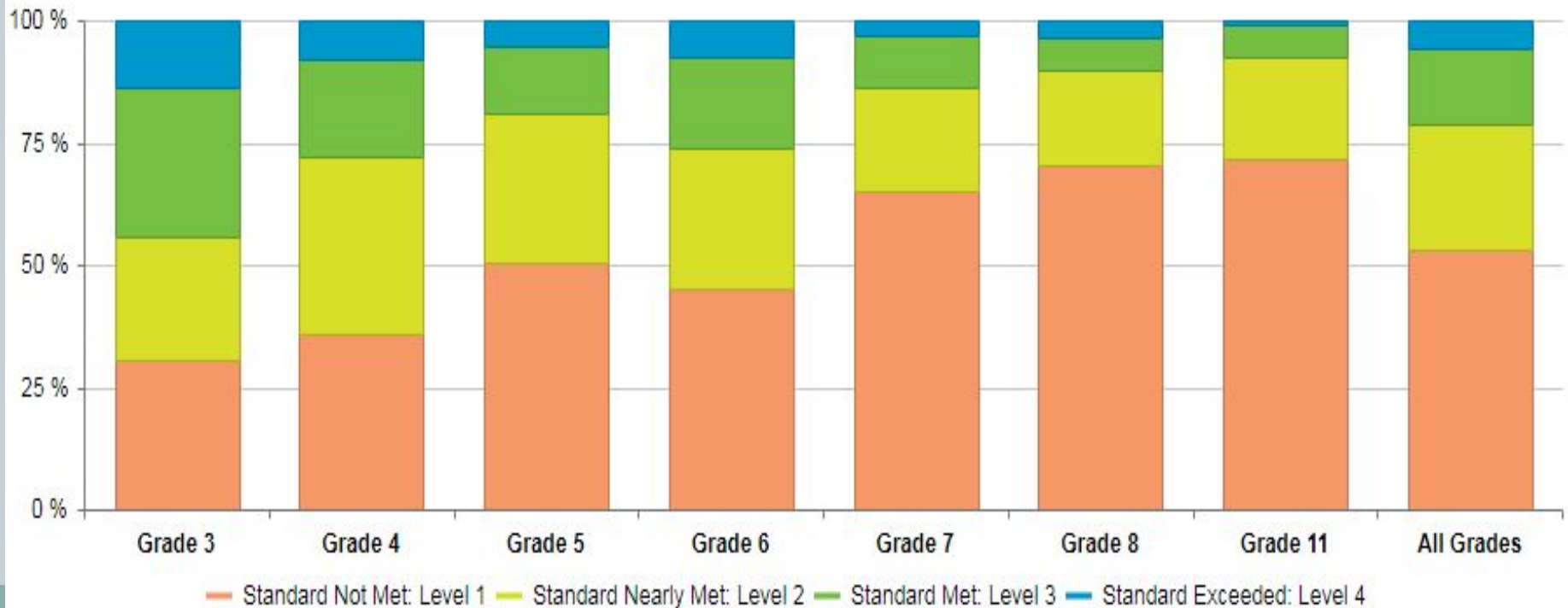


GOAL #2- PROFICIENCY FOR ALL

- SUSD will provide a high quality and comprehensive instructional program.

2018–19 Detailed Test Results

MATHEMATICS



Gabilan - Mathematics



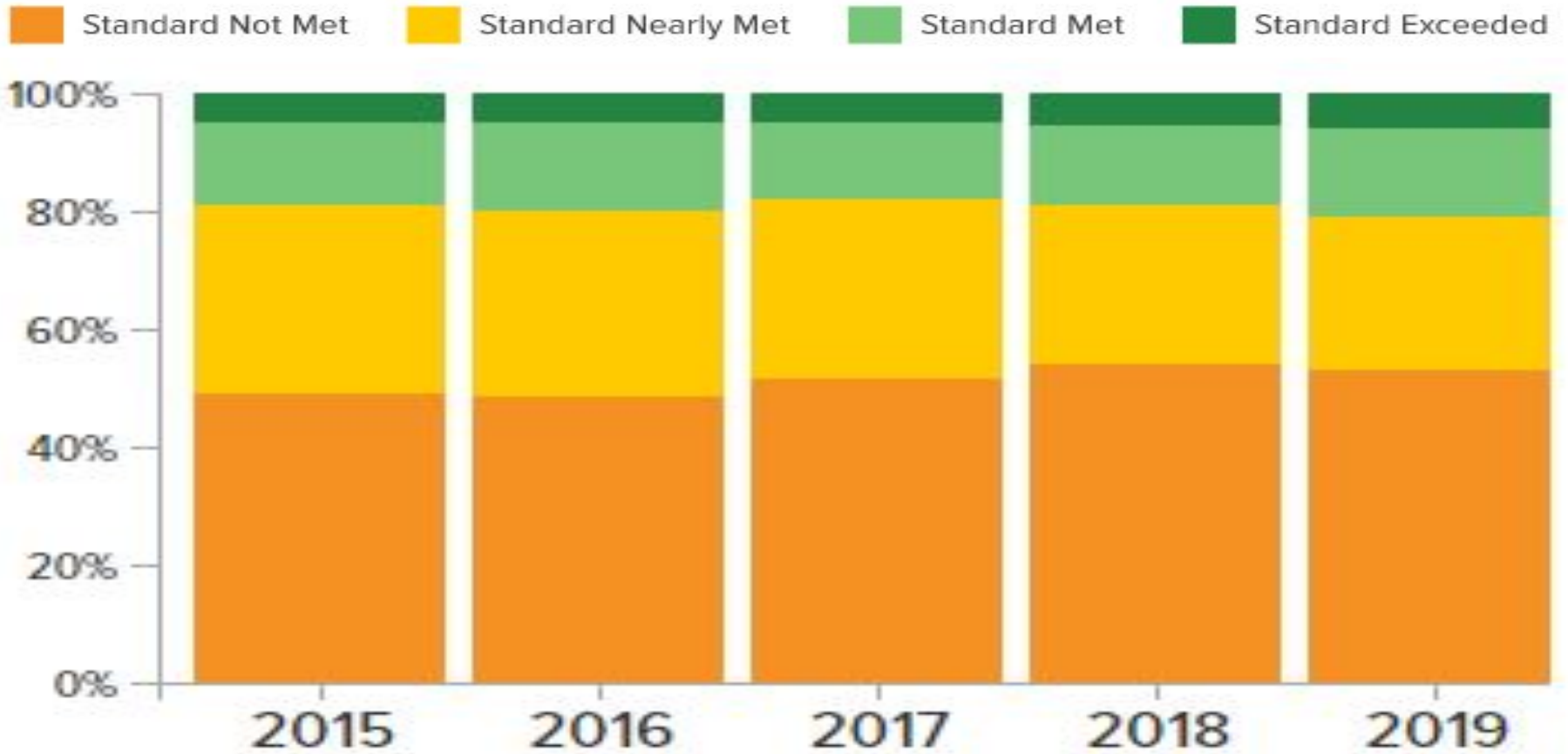
Level	DECLINED SIGNIFICANTLY <i>from Prior Year (by more than 15 points)</i>	DECLINED <i>from Prior Year (by 3 to 15 points)</i>	MAINTAINED <i>from Prior Year (declined by less than 3 points or increased by less than 3 points)</i>	INCREASED <i>from Prior Year (by 3 to less than 15 points)</i>	INCREASED SIGNIFICANTLY <i>from Prior Year (by 15 points or more)</i>
VERY HIGH <i>+35 points or higher in Current Year</i>	Green (None)	Green (None)	Blue (None)	Blue (None)	Blue (None)
HIGH <i>0 to +34.9 points in Current Year</i>	Green (None)	Green (None)	Green (None)	Green (None)	Blue (None)
MEDIUM <i>-25 points to less than 0 points in Current Year</i>	Yellow (None)	Yellow (None)	Yellow (None)	Green (None)	Green (None)
LOW <i>-25.1 to -95 points in Current Year</i>	Orange (None)	Orange (None)	Orange (None)	Yellow <ul style="list-style-type: none"> ▪ All Students (School Placement) ▪ English Learners ▪ Socioeconomically Disadvantaged ▪ Hispanic 	Yellow (None)
VERY LOW <i>-95.1 points or lower in Current Year</i>	Red (None)	Red (None)	Red (None)	Orange <ul style="list-style-type: none"> ▪ Students with Disabilities 	Orange (None)

GOAL #2- PROFICIENCY FOR ALL



MATHEMATICS

OVERALL TEST RESULTS

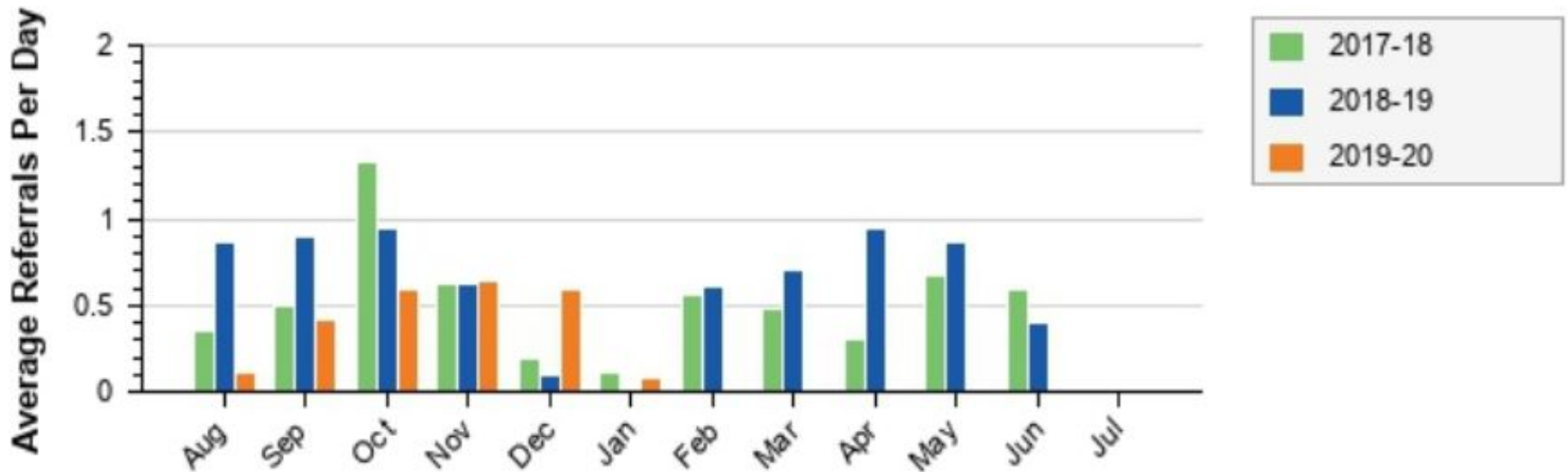


GOAL #3- SAFETY

- All District departments and school sites will provide a safe and secure environment for all staff and students.

GABILAN REFERRAL RATES 2017-18 to 2019-2020

Average Referrals Per Day Per Month - Multi-Year
All, 2017-18 - 2019-20



GOAL #3- SAFETY

- All District departments and school sites will provide a safe and secure environment for all staff and students.

Gabilan Suspension Rates 2016-2017 to 2018-2019

	2016-2017	2017-2018	2018-2019
Total Suspensions	15	15	18
Unduplicated Suspensions	9	10	9
Suspension Rate	1.8%	2.1%	1.8%
% Students with One Suspension	66.7%	70%	44%
% Students with Multiple Suspension	33.3%	30%	56%

Gabilan - Suspensions



Level	INCREASED SIGNIFICANTLY <i>from Prior Year (by greater than 2.0%)</i>	INCREASED <i>from Prior Year (by 0.3% to 2.0%)</i>	MAINTAINED <i>from Prior Year (declined or increased by less than 0.3%)</i>	DECLINED <i>from Prior Year (by 0.3% to less than 1.0%)</i>	DECLINED SIGNIFICANTLY <i>from Prior Year (by 1.0% or greater)</i>
VERY LOW <i>0.5% or less in Current Year</i>	Gray (N/A)	Green (None)	Blue (None)	Blue (None)	Blue (None)
LOW <i>Greater than 0.5% to 1.0% in Current Year</i>	Gray (N/A)	Yellow (None)	Green (None)	Green (None)	Blue (None)
MEDIUM <i>Greater than 1.0% to 3.0% in Current Year</i>	Orange (None)	Orange (None)	Yellow <ul style="list-style-type: none"> All Students (School Placement) 	Green <ul style="list-style-type: none"> English Learners Socioeconomically Disadvantaged Hispanic 	Green (None)
HIGH <i>Greater than 3.0% to 6.0% in Current Year</i>	Red (None)	Orange (None)	Orange (None)	Yellow <ul style="list-style-type: none"> Students with Disabilities 	Yellow (None)
VERY HIGH <i>Greater than 6.0% in Current Year</i>	Red (None)	Red (None)	Red (None)	Orange (None)	Yellow (None)

Gabilan - Chronic Absenteeism



Level	INCREASED SIGNIFICANTLY <i>from Prior Year (by greater than 3.0%)</i>	INCREASED <i>from Prior Year (by 0.5% up to 3.0%)</i>	MAINTAINED <i>from Prior Year (declined or increased by less than 0.5%)</i>	DECLINED <i>from Prior Year (by 0.5% to less than 3.0%)</i>	DECLINED SIGNIFICANTLY <i>from Prior Year (by 3.0% or more)</i>
VERY LOW <i>2.5% or less in Current Year</i>	Yellow (None)	Green (None)	Blue (None)	Blue (None)	Blue (None)
LOW <i>More than 2.5% to 5.0% in Current Year</i>	Orange (None)	Yellow (None)	Green (None)	Green (None)	Blue (None)
MEDIUM <i>More than 5.0% to 10.0% in Current Year</i>	Orange (None)	Orange (None)	Yellow <ul style="list-style-type: none"> All Students (School Placement) Socioeconomically Disadvantaged 	Green <ul style="list-style-type: none"> Hispanic 	Green (None)
HIGH <i>More than 10.0% to 20.0% in Current Year</i>	Red (None)	Orange <ul style="list-style-type: none"> English Learners 	Orange <ul style="list-style-type: none"> Students with Disabilities 	Yellow (None)	Yellow (None)
VERY HIGH <i>More than 20.0% in Current Year</i>	Red (None)	Red (None)	Red (None)	Orange (None)	Yellow (None)

GOAL #4- PARENT INVOLVEMENT



- Community and Family Engagement: SUSD will ensure students, staff, parents and the community are both satisfied and engaged.

Parent Engagement

- Students Rewarded With Golden Eagle Dollars For Parents Attending Meetings.
- Average Attendees:
 - ELAC: ~ 15-20 Parents =3-4%
 - SSC: ~10 Parents=2%
 - Literacy/Math Night: ~120=25%
 - Back To School Night: ~ 228=46%

GOAL #5- HIGHLY QUALIFIED STAFF

- SUSD will attract, recruit, support and retain a highly effective and diverse workforce.

Recruit & Retain High Quality Staff

Incentives (Technology & Vanpool)

Professional Growth System

Update employee evaluation tools

All Staff-- Customer Service Mindset

Staff Safety & Injury prevention

Teachers at this School	School 2017-18	School 2018-19	School 2019-20	District 2019-20
With Full Credential	21	22	21	206
Without Full Credential <small>Without a full credential (includes LEA and university internships, pre-internships, emergency or other permits, and waivers)</small>	0	1	2	18
Teaching Outside Subject Area of Competence <small>CDE does not collect data on the number of teachers teaching outside their subject area of competence (with full credential). Teaching outside subject area data should be available in the LEA's personnel office. In most instances, teaching outside subject area is a subset of total teacher misassignments (see data definition for Teacher Misassignments).</small>	1	0	0	7

Certificated Staff Hired

2019-20 School Year: 42
2018-19 School Year: 51
2017-18 School Year: 70

GOAL #6- SUPPORTING STUDENT GROUPS

- SUSD will provide support for English Learners, homeless students, foster youth, students with disabilities, socioeconomically disadvantaged and those who may be struggling academically.

English Language Arts by Student Groups @ Gabilan Elementary

Level	DECLINED SIGNIFICANTLY <i>from Prior Year (by more than 15 points)</i>	DECLINED <i>from Prior Year (by 3 to 15 points)</i>	MAINTAINED <i>from Prior Year (declined by less than 3 points or increased by less than 3 points)</i>	INCREASED <i>from Prior Year (by 3 to less than 15 points)</i>	INCREASED SIGNIFICANTLY <i>from Prior Year (by 15 points or more)</i>
VERY HIGH <i>+45 points or higher in Current Year</i>	Green (None)	Green (None)	Blue (None)	Blue (None)	Blue (None)
HIGH <i>+10 to +44.9 points in Current Year</i>	Green (None)	Green (None)	Green (None)	Green (None)	Blue (None)
MEDIUM <i>-5 points to +9.9 points in Current Year</i>	Yellow (None)	Yellow (None)	Yellow (None)	Green (None)	Green (None)
LOW <i>-5.1 to -70 points in Current Year</i>	Orange (None)	Orange <ul style="list-style-type: none"> All Students (School Placement) Hispanic 	Orange <ul style="list-style-type: none"> English Learners Socioeconomically Disadvantaged 	Yellow (None)	Yellow (None)
VERY LOW <i>-70.1 points or lower in Current Year</i>	Red (None)	Red <ul style="list-style-type: none"> Students with Disabilities 	Red (None)	Orange (None)	Orange (None)

GOAL #6- SUPPORTING STUDENT GROUPS



English Language Arts by Student Groups

<u>Student Group</u>	<u>Color</u>	<u>Status Level</u>	<u>Change Level</u>	<u>CURRENT STATUS - Average distance from Standard</u>	<u>CHANGE - Difference between current status and prior status</u>
All Students	Orange	Low	Declined	-47.4	-6.2
English Learners	Orange	Low	Maintained	-52.6	-2
Homeless	None				
Socioeconomically Disadvantaged	Orange	Low	Maintained	-47	-2.4
Students with Disabilities	Red	Very Low	Declined	-123.4	-3.3
Filipino	None				
Hispanic	Orange	Low	Declined	-48.3	-5.2
White	None				
Two or More Races	None				

GOAL #6- SUPPORTING STUDENT GROUPS



- SUSD will provide support for English Learners, homeless students, foster youth, students with disabilities, socioeconomically disadvantaged and those who may be struggling academically.

Mathematics by Student Groups @ Gabilan Elementary

Level	DECLINED SIGNIFICANTLY <i>from Prior Year (by more than 15 points)</i>	DECLINED <i>from Prior Year (by 3 to 15 points)</i>	MAINTAINED <i>from Prior Year (declined by less than 3 points or increased by less than 3 points)</i>	INCREASED <i>from Prior Year (by 3 to less than 15 points)</i>	INCREASED SIGNIFICANTLY <i>from Prior Year (by 15 points or more)</i>
VERY HIGH <i>+35 points or higher in Current Year</i>	Green (None)	Green (None)	Blue (None)	Blue (None)	Blue (None)
HIGH <i>0 to +34.9 points in Current Year</i>	Green (None)	Green (None)	Green (None)	Green (None)	Blue (None)
MEDIUM <i>-25 points to less than 0 points in Current Year</i>	Yellow (None)	Yellow (None)	Yellow (None)	Green (None)	Green (None)
LOW <i>-25.1 to -95 points in Current Year</i>	Orange (None)	Orange (None)	Orange (None)	Yellow <ul style="list-style-type: none"> All Students (School Placement) English Learners Socioeconomically Disadvantaged Hispanic 	Yellow (None)
VERY LOW <i>-95.1 points or lower in Current Year</i>	Red (None)	Red (None)	Red (None)	Orange <ul style="list-style-type: none"> Students with Disabilities 	Orange (None)

GOAL #6- SUPPORTING STUDENT GROUPS



Mathematics by Student Groups

<u>Student Group</u>	<u>Color</u>	<u>Status Level</u>	<u>Change Level</u>	<u>CURRENT STATUS - Average distance from Standard</u>	<u>CHANGE - Difference between current status and prior status</u>
All Students	Yellow	Low	Increased	-57.1	3
English Learners	Yellow	Low	Increased	-58	13.2
Homeless	None				
Socioeconomically Disadvantaged	Yellow	Low	Increased	-57.2	6.1
Students with Disabilities	Orange	Very Low	Increased	-127.2	5.1
Filipino	None				
Hispanic	Yellow	Low	Increased	-58.2	3.6
White	None				
Two or More Races	None				

GOAL #6- SUPPORTING STUDENT GROUPS

Gabilan's Reclassification Rate (RFEP): 2016-2017 through 2018-2019

	2016-2017	2017-2018	2018-2019
# Students Who Took ELPAC	219	223	244
# Students Reclassified	26	19	57
% Reclassified	12%	10%	23%

ELPAC Overall Proficiency Comparison

