



# **St. Louis Public Schools**

## **St. Louis Urban Debate League**

**Associate Superintendent, Dr. Dan Edwards**

**April 2, 2015**

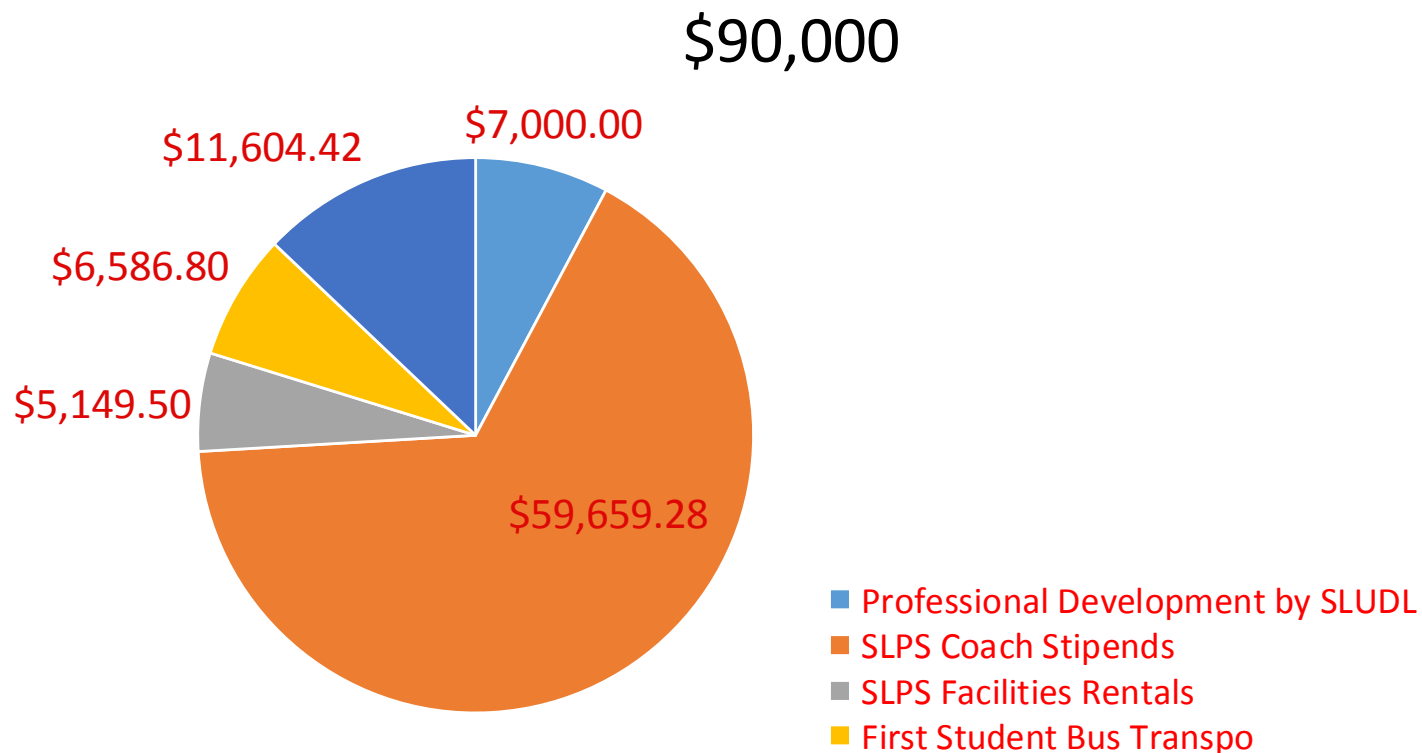
# Partnership Model for SLPS & SLUDL

- District allocates funds to be shared among all SLPS schools participating in SLUDL.
- SLUDL pursues grants and other fundraising to support SLPS students through our programs.
- SLUDL provides both direct and indirect support to coaches, students, teams . . . and helps SLPS achieve goals that might not otherwise be possible.

# What SLUDL Brings to SLPS

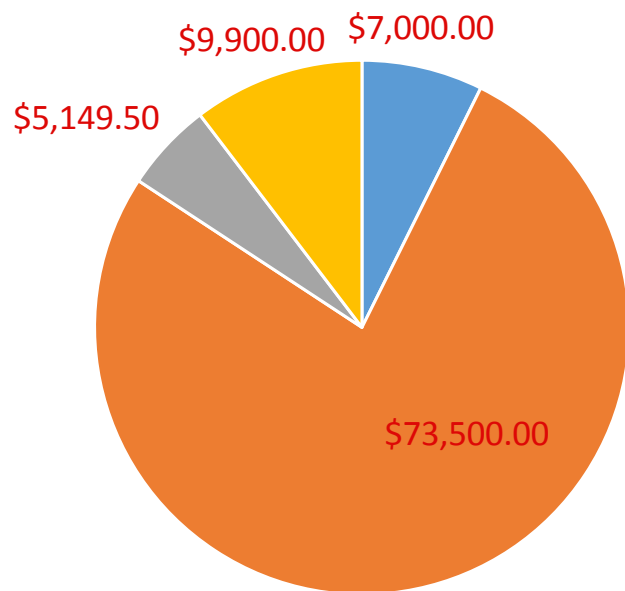
- ✓ We host 6 tournaments per academic year.
- ✓ Coordinate student and coach participation in 2-4 national and/or area-wide events each year.
- ✓ Expose students to area colleges and universities.
- ✓ Manage and direct workshops for SLPS students and coaches.
- ✓ Provide SLPS coaches professional development.
- ✓ Regularly assist at practices for student debaters.
- ✓ Feed students three times a day at tournaments.
- ✓ Arrange necessary student transportation.

# SLPS Funding Allocation to SLUDL



# Projected Needs\*

\$95,550

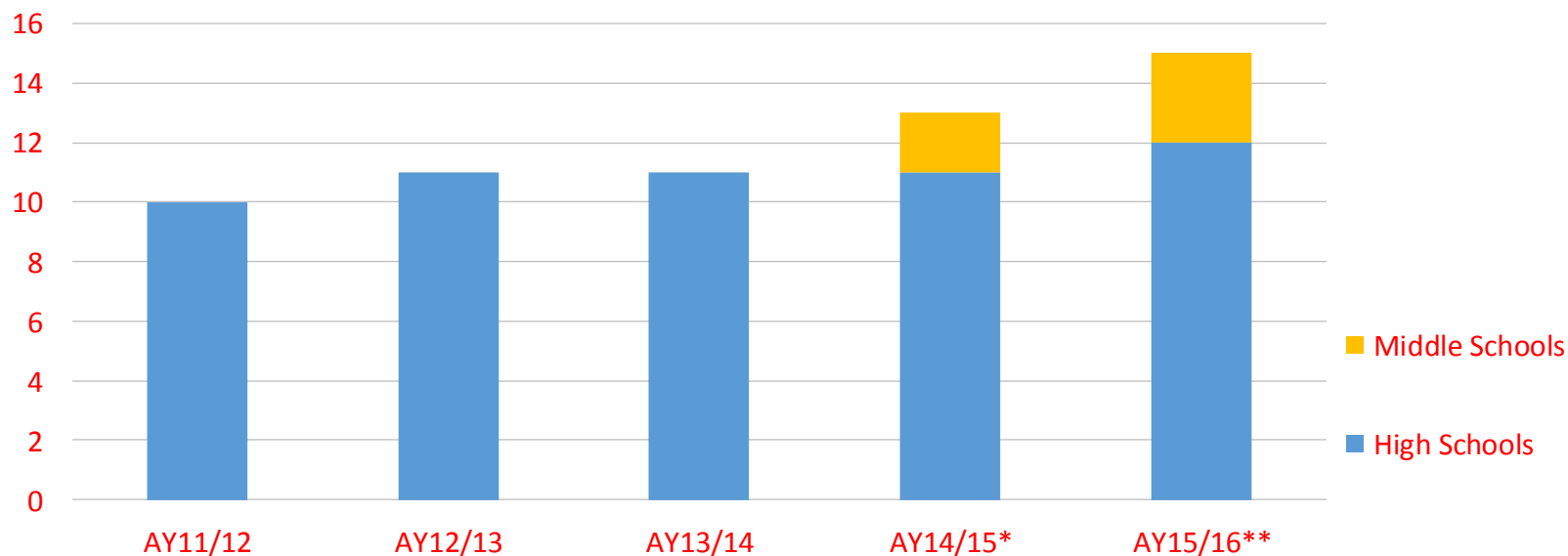


■ Professional Development by SLUDL ■ SLPS Coach Stipends ■ SLPS Facilities Rentals ■ First Student Bus Transpo

\*Based on historic growth from 10 to 15 schools since Academic Year 2013-14

# SLPS Schools with SLUDL Programs

## School Participation



# Debate Across Missouri

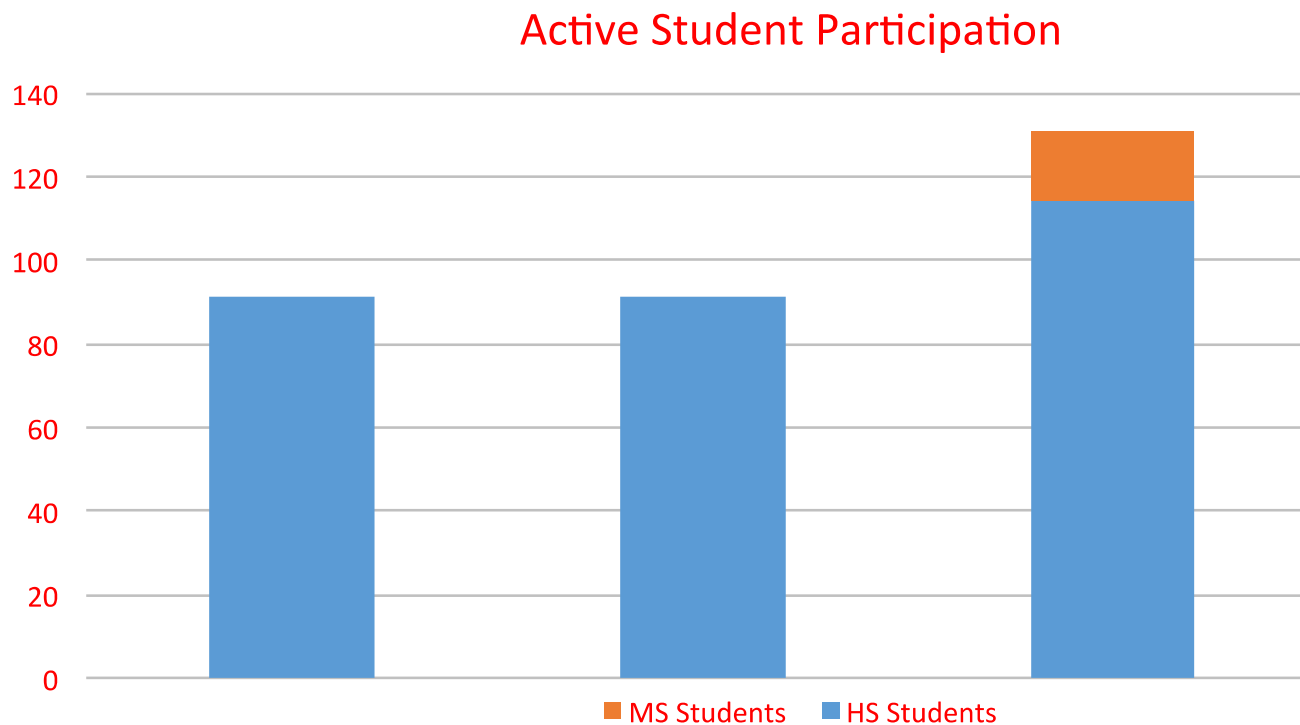
- ✓ 316 high and middle school programs across Missouri. (MSHSAA)
- ✓ 45 active high schools in the Eastern Missouri region. (National Speech & Debate Association)
- ✓ 12 SLPS schools active in SUDL. (SLUDL)

# Schools with Active Debate Programs

- ▶ Carnahan High
- ▶ Central Visual High
- ▶ Cleveland NJROTC
- ▶ Clyde Miller High
- ▶ Collegiate High
- ▶ Gateway STEM
- ▶ Gateway Middle
- ▶ McKinley High
- ▶ McKinley Middle
- ▶ Metro High
- ▶ Roosevelt High
- ▶ Soldan High
- ▶ Sumner High

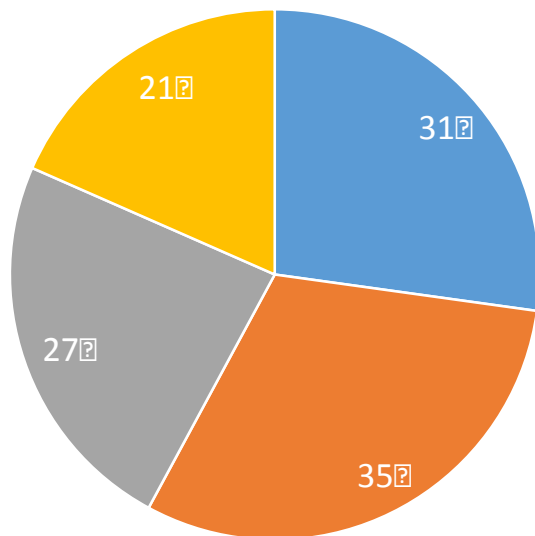


# Student Tournament Participation



# Participation by Year in School

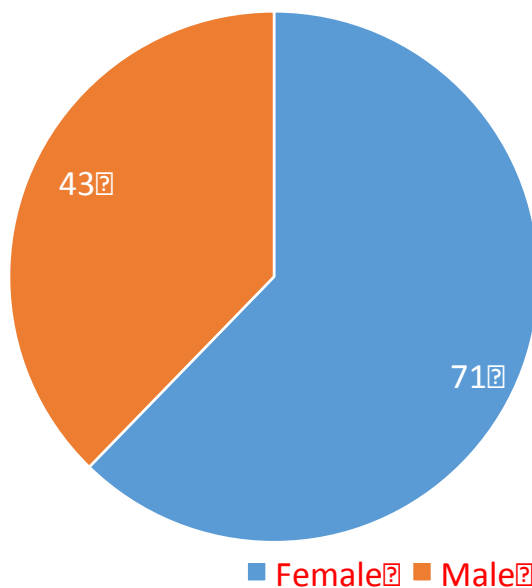
114 HS Students



■ Freshmen ■ Sophomores ■ Juniors ■ Seniors

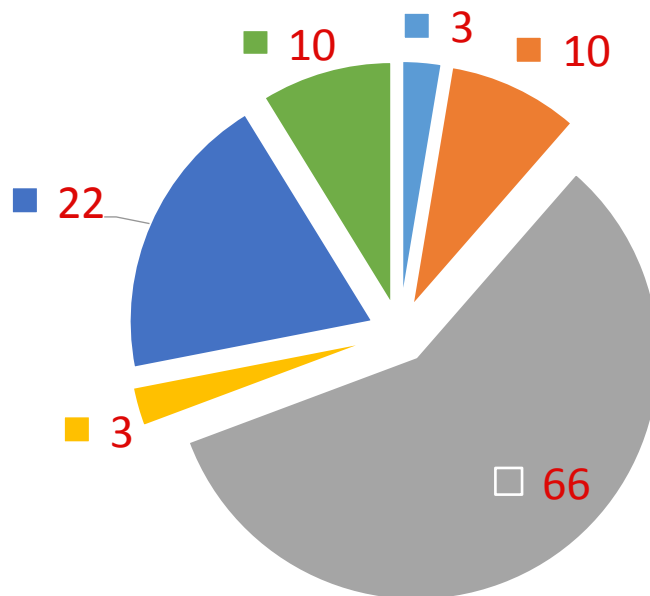
# Participation by Gender

114 HS Students



# Participation by Ethnicity

114 HS Students



■ 2 or more ■ Asian ■ Black, non-Hispanic ■ Other ■ White, non-Hispanic ■ Did Not Report

# Questions?