



St. Louis Public Schools In-School Tutoring Initiative

Presentation to the Special Administrative Board

September 5, 2013



Background

- ▶ 2012: NCLB Waiver allowed Title I SES Fund flexibility
- ▶ 2012–13: Funding for After-school Programming
 - Significant transportation costs
 - Variation in academic rigor
- ▶ Spring 2013: In-School Tutoring model pursued
 - Dr. Adams visits Houston's Apollo Schools program
 - RFP released in June 2013
- ▶ Summer 2013: RFP Released (5 applied, 2 accepted)



In-School Tutoring Model

- ▶ Full-year, in-school tutoring program designed to provide individualized instruction to students
- ▶ Works closely with principals and teachers on mastery-based lessons to targeted students:
 - Groups of 4 students for 45-minutes a day, every day
 - Caseload of 20–30 students (relationship-building)
- ▶ Focus on tested grade levels:
 - Mathematics
 - English–Language Arts



Blueprint Schools Network

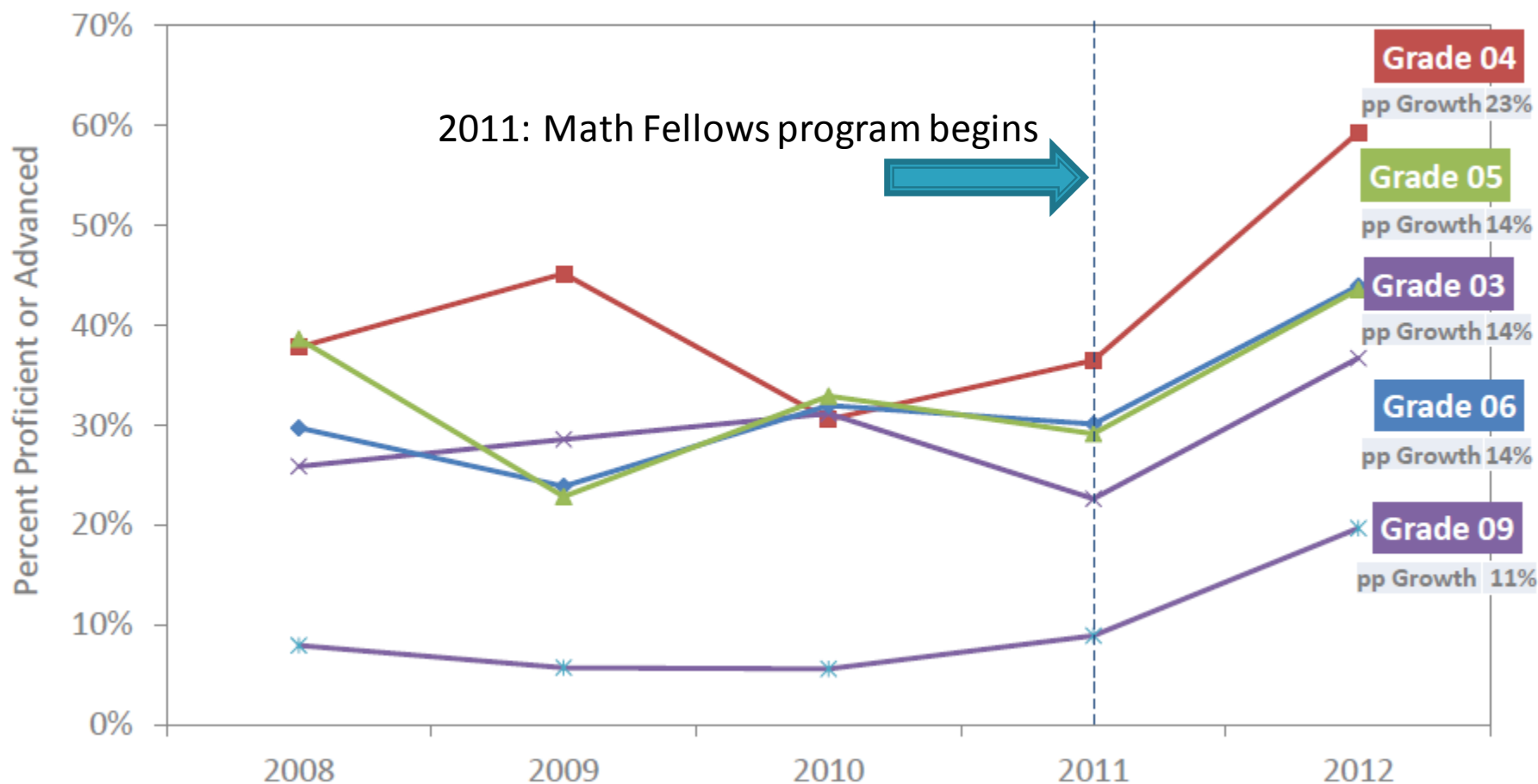


- ▶ Math Fellows Program: Houston, Denver, Boston
 - More than 400 tutors total (10:1 applicant to hire)
- ▶ Full-time tutors get salary and benefits
 - College degrees required, licensure preferred
- ▶ Tutorial consists of four parts:
 1. “Do Now” (5 Minutes)
 2. Skills Block (20 minutes)
 3. Lesson (20 minutes)
 4. “Exit Ticket” to check for mastery (5 minutes)

Blueprint Schools Network



Five Year Math Proficiency Trends in DSSN Phase-in/Turnaround Schools, 2008-12



Catapult Learning



- ▶ English–Language Arts and Mathematics Tutoring
 - SES in more than 100 districts in 30 states
 - In–school tutoring model in several districts including Milwaukee, Baltimore, and Miami
- ▶ Part–time Tutors (4:1, up to 30 students per tutor)
- ▶ Tutorial structure customized to grade–level and district/school curriculum
 - Pre– and Post–assessments
 - Direct Skill Instruction and Guided practice
 - Independent practice

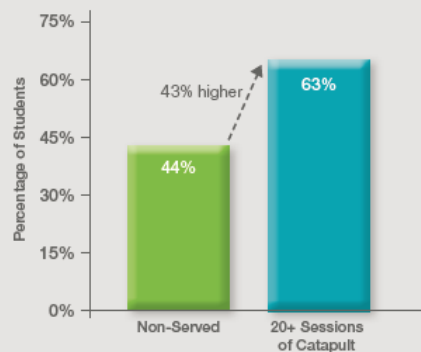
Catapult Learning



Results from Miami-Dade County

After-school Results 2013

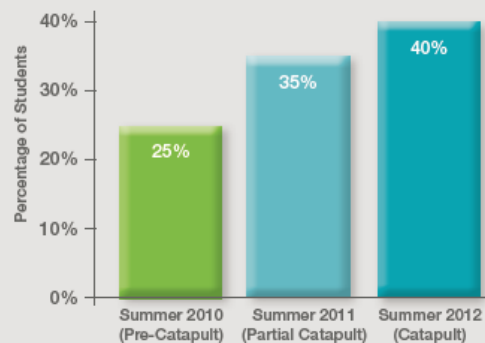
Students Meeting 3rd Grade FCAT Passing Scores



Based on students who scored below the 45th percentile on the SAT-10 as 2nd graders in spring 2012.

Summer Results 2012

Percent of Students Scoring at or above SAT-10 45th percentile



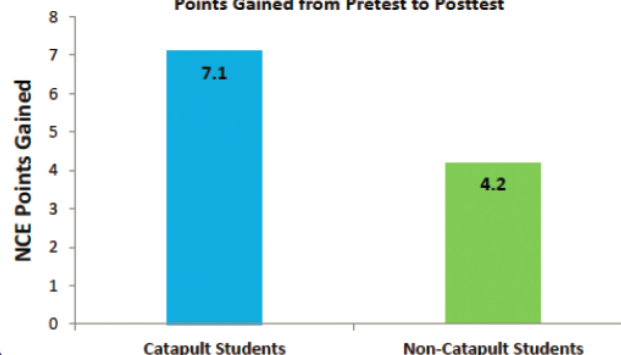
All 3rd graders taking SAT-10 as FCAT alternative

Results from NYC

Pura Belpre Standardized Test Scores

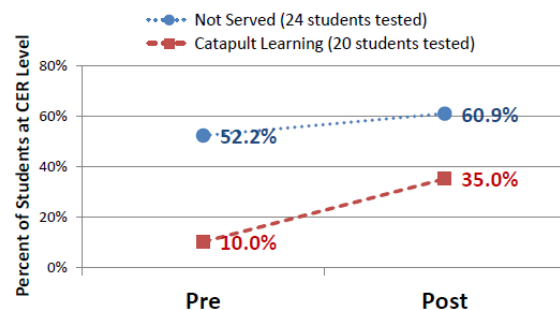
2012-2013

Points Gained from Pretest to Posttest

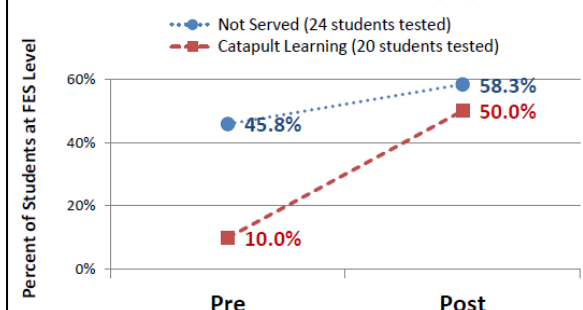


Results from Arizona

Reading IPT: Percent of Students Competent (CER)



Oral IPT: Percent of Students Fluent (FES)





SLPS Implementation

- ▶ Phase 1 – October: SIG Cadre 3 schools (+ others)
 - 35 Tutors targeting ~750 students
 - Every student scoring Below Basic will receive services (541)
 - SIG-funded

- ▶ Phase 2 – December/January: Priority/Focus schools
 - Up to 2,000 additional students across 10–20 schools
 - Title-funded



Questions?