



Update on Saint Louis Public Schools 2011–12 Student Performance and District Accreditation

Dr. Cleopatra Figgures
Deputy Superintendent of Accountability
August 23, 2012



Overview

- ▶ Federal (AYP) and State (APR) Accountability Systems – MSIP 4
 - Student Performance – Proficiency by 2014
 - Accreditation – 14 Standards
- ▶ Federal AYP (2011–2012 Safe Harbor “Mets”)
- ▶ State APR 2011–2012 Accreditation “Mets”
 - Academic Performance
 - Supporting Indicators
- ▶ End of MSIP 4, the NCLB Waiver, and Start of MSIP 5
- ▶ Differences in the MSIP 4 and MSIP 5 Accountability Systems
- ▶ MSIP 5 Assessment Schedule
- ▶ MSIP 5 Transition to Date



Two Accountability Systems

- ▶ **(Federal)** Adequate Yearly Progress (AYP) focused on increasing the performance of students in each school to meet proficiency on state assessments by 2014
 - Included title funds sanctions, school choice, school improvement designations, multiple sub groups...

- ▶ **(State)** Missouri School Improvement Program (MSIP 4) focused on performance of the district to meet 14 state standards
 - Included accreditation determination...

Status of Federal AYP Accountability System 2011–2012 Safe Harbor “Mets” under MSIP 4

Number of Schools That 'Met' Safe Harbor Targets		
Grade Level	Communication Arts	Mathematics
3rd	9	10
4th	8	6
5th	6	6
6th	5	9
7th	3	3
8th	2	2
End of Course *	5	7

*Note: End of Course assessment for Comm. Arts is English II; for Math is Algebra 150.

Status of State APR Accreditation System from 2006–2012 under MSIP 4

Standard Indicator	Description	2005-2006	2006-2007	2007-2008	2008-2009	2009-2010	2010-2011	2011-2012
9.1*1	MAP Grades 3-5 Mathematics	Met						
9.1*2	MAP Grades 3-5 Communication Arts	Met		Met				
9.1*3	MAP Grades 6-8 Mathematics							
9.1*4	MAP Grades 6-8 Communication Arts							
9.1*5	MAP Grades 9-11 Mathematics							Met
9.1*6	MAP Grades 9-11 Communication Arts							
Bonus MAP Achievement				Met	Met	Met	Met	
9.3	ACT							
9.4*1	Advanced Courses	Met	Met	Met	Met	Met	Met	Met
9.4*2	Career Education Courses					Met	Met	Met
9.4*3	College Placement				Met	Met	Met	Met
9.4*4	Career Education Placement	Met	Met	Met		Met	Met	Met
9.5	Graduation Rate						Met	Met
9.6	Attendance							Met
Total Standards Met		4	2	4	3	5	6	7

*Note: APR data was obtained from the DESE website posted as of August 8, 2012.

Source: <https://mcdssecured.dese.mo.gov/guidedinquiry/Pages/Accountability.aspx>

Performance Accreditation Levels

Accreditation levels and reviews types are as follows:

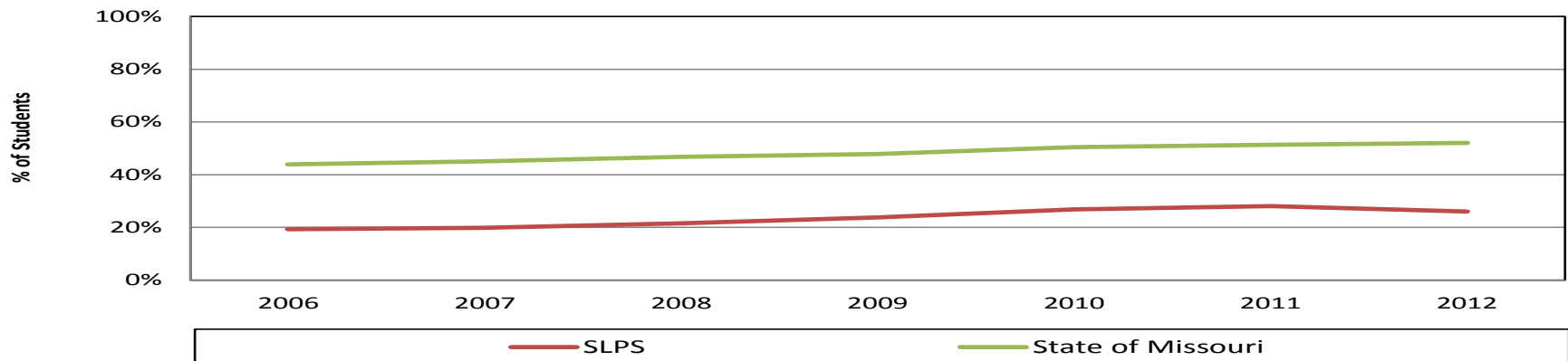
Accreditation Status	Accredited		Provisional	Unaccredited
Review Status	Mini Review Full Waiver	Limited Waiver	Full Review	Full Review
K-12 Districts	12+ Met	9 – 11 Met	6 – 8 Met	1 – 5 Met

*Note: A district must meet at least one MAP standard to be provisionally accredited.

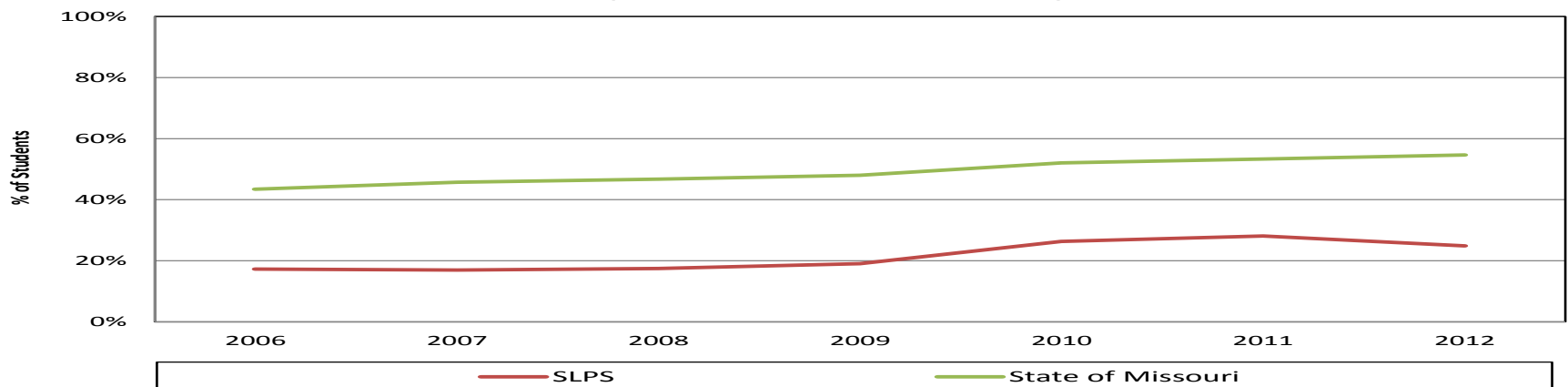
Source: www.dese.mo.gov/divimprove/sia/dar/understandingyourAPR.pdf

District and State APR Comparisons (Grades 3 – 8)

Communication Arts (Advanced & Proficient)

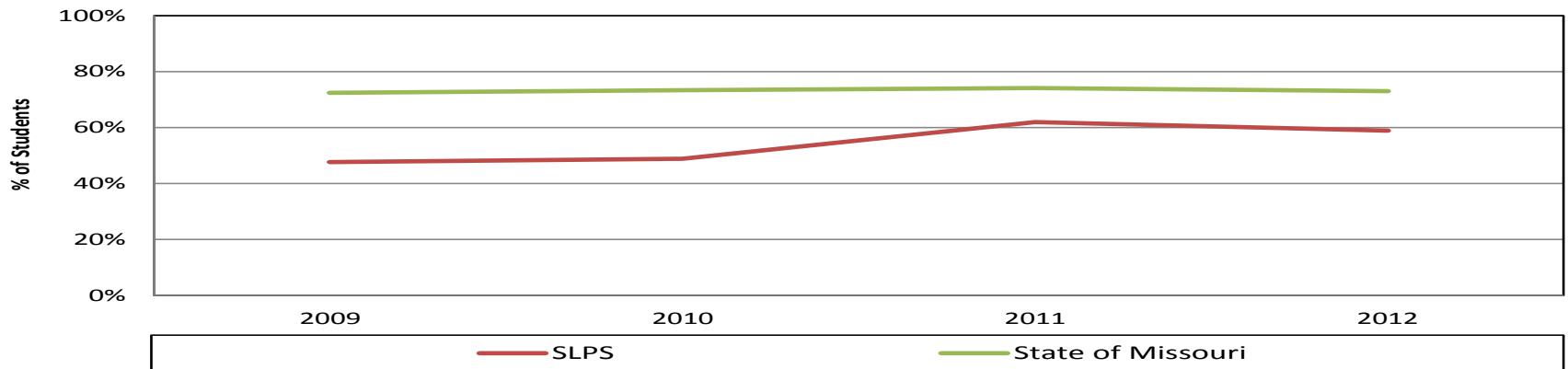


Mathematics (Advanced & Proficient)

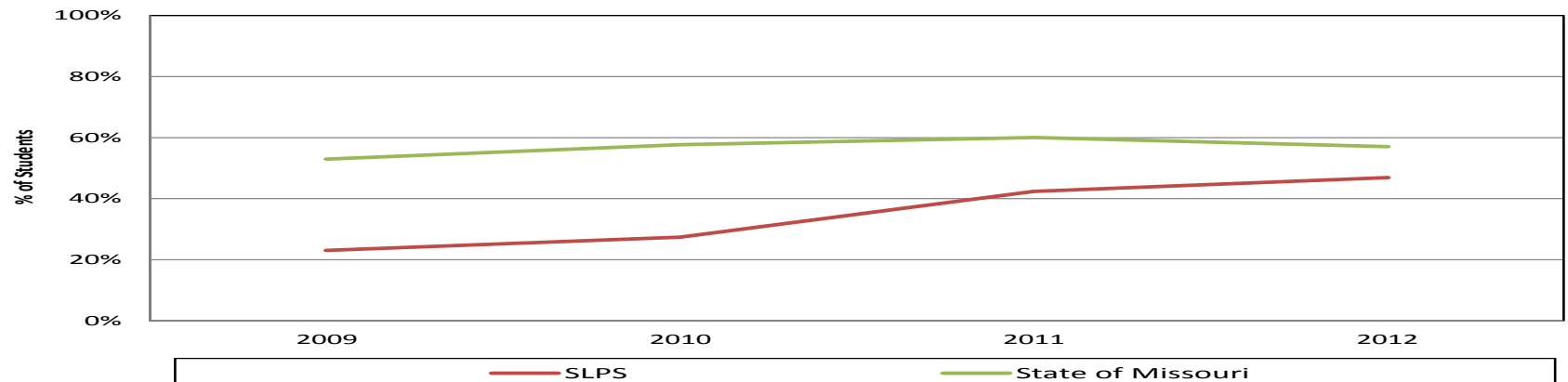


District and State APR Comparisons (End of Course)

**English II EOC Results
(Advanced & Proficient)**



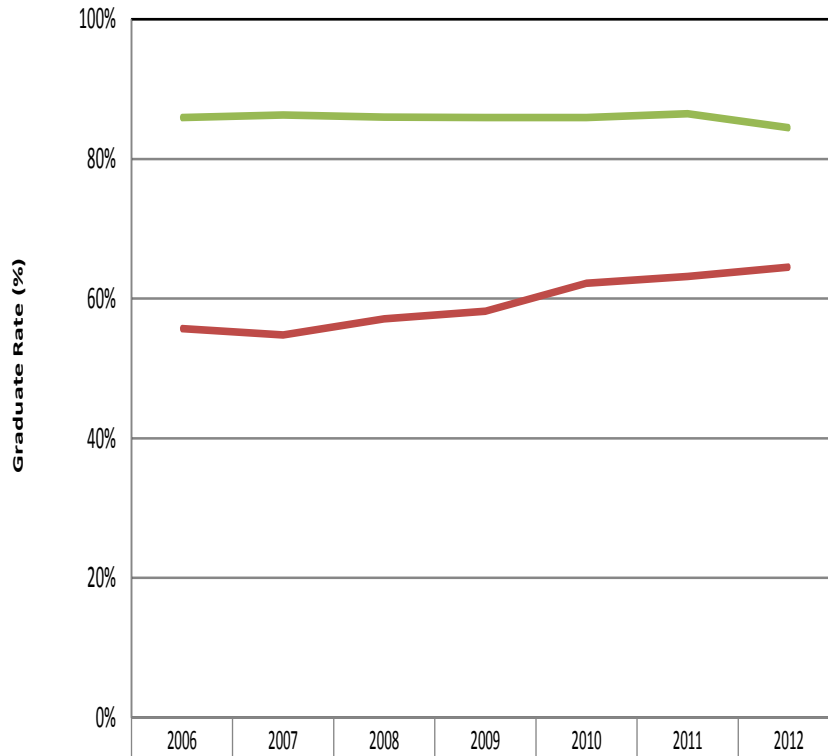
**Algebra I EOC Results
(Advanced & Proficient)**



APR Additional Indicator Results

Graduation Rates

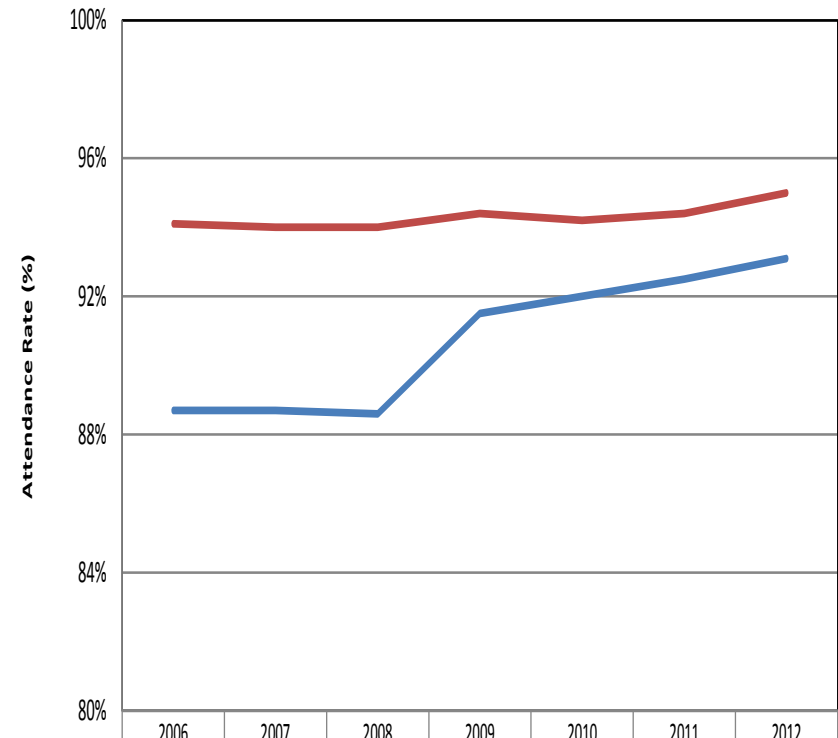
(2006 - 2012 School Years)



	2006	2007	2008	2009	2010	2011	2012
SLPS	55.7%	54.8%	57.1%	58.2%	62.2%	63.2%	64.5%
State of Missouri	85.9%	86.3%	86.0%	85.9%	85.9%	86.5%	84.5%

Attendance Rates

(2006 - 2012 School Years)



	2006	2007	2008	2009	2010	2011	2012
SLPS	88.7%	88.7%	88.6%	91.5%	92.0%	92.5%	93.1%
State of Missouri	94.1%	94.0%	94.0%	94.4%	94.2%	94.4%	95.0%



End of MSIP 4, the NCLB Waiver and Start of MSIP 5

- ▶ End of MSIP 4
 - No more AYP
 - Ended specific title fund allocation, school choice

- ▶ The NCLB Waiver (Received June 2012)
 - One aligned accountability system (MSIP 5) beginning 2012–2013
 - State's "Top Ten by 20" Plan

- ▶ MSIP 5
 - APR at school and district level
 - Baseline for accreditation determination for next three years
 - Focus on grade student, not school performance

MSIP 4 vs. MSIP 5



- 1) **Fourteen** performance standards
- 2) District total possible points = **14**
 - a) Standards are “Met” or “Not Met”
- 3) APR Status Measures:
 - Floor
 - Below Average
 - Average
 - High 2
 - High 1
- 4) Disaggregate by total and by individual subgroups
 - a) Duplicated count

- 1) **Five** performance standards
- 2) District total possible points = **150**
 - a) Points assigned for ‘Approaching’, ‘On Target’ and ‘Exceeding’ standard
- 3) APR Status Measures :
 - Floor
 - Approaching
 - On Target
 - Exceeding
- 4) Disaggregate based on total and **only one super subgroup**
 - a) Unduplicated counts

MSIP 4 vs new MSIP 5 (con't)



- 5) All performance standards are evaluated using both Status and Progress measures
- 6) APR based on Grade span
- 7) Graduation rate replaced dropout rate
- 8) Four required End of Course (EOC) assessments

- 5) All performance standards are evaluated using Status *plus* Progress, or Status *plus* Growth measures
- 6) APR based on Grade Level
- 7) Graduation rate uses both national (4 year) and state calculation (5 year)
- 8) Starting with the graduating class of 2016, there will be six required End of Course (EOCs) assessments
 - a) additional EOCs will be added overtime
 - b) class of 2018 will take nine required EOCs
- 9) Introduction of Common Core End of High School Exams (EOHS)
 - a) Two accumulative exams (CA & MA)
 - b) Required for graduating class of 2016 and beyond

MSIP 5 Performance Standards Academic Achievement



Performance Standards MSIP 4

- ▶ 9.1 *1: Grade 3–5 Math
- ▶ 9.1 *2: Grade 3–5 Comm. Arts
- ▶ 9.1 *3: Grade 6–8 Math
- ▶ 9.1 *4: Grade 6–8 Comm. Arts
 - 9.1 *5: Grades 9–11 Math
 - 9.1 *6: Grades 9–11 Comm. Arts
- ▶ 9.1 *5: Algebra I – Math
- ▶ 9.1 *6: English II – Comm. Arts

- ▶ 9.7 Subgroup Achievement

Performance Standards MSIP 5

- ▶ S1: Academic Achievement
 - Mathematics: Gr 3–8, MAP–A, and EOC ALG
 - Communication Arts: Gr 3–8, MAP–A, and EOC ENG II
 - Science Gr 5 & 8, and EOC Biology
 - Social Studies: EOC Am. Government & Am. History
 - EOC: Eng. I, ALGII, & Geometry (Voluntary)

- S2: **Super** Subgroup Achievement

Additional Academic Achievement Changes

- ▶ Full Academic Year (FAY) for accountability applied, rather than “accountable”; report will focus on all students
- ▶ “Grade span” eliminated and individual school/LEA configuration will be reported
- ▶ “Standardized Status Expectation” for all districts to be set
- ▶ Continued use of the MAP Performance Index (MPI) method (using the 3 most recent years of data) to calculate status
- ▶ End of MAP assessments for Grades 3–8; Start of Common Core Grade Level assessments
- ▶ Achievement levels will continue as Below Basic, Basic, Proficient and Advanced, however
 - New point value assigned to each score level (1, 3, 4, 5)
 - Greater incentive to move students from Below Basic to Basic and Basic to Proficiency

MSIP 5 High School Assessment Schedule

Class of 2013, 2014 & 2015	Class of 2016	Class of 2017	Class of 2018
ENGII, ALG1, BIOL, & AM GOV.	ENGI, AM History, English EOHS & Math EOHS	Additional mathematics	Two more additional Sciences
4 EOCs	6 EOCs and 2 CC–EOHS*	7 EOCs 2 CC–EOHS*	9 EOCs 2 CC–EOHS*

Explain CC – EOH: Common Core End of High School Exit Exams as a cumulative exam in both communication arts and math

Transition to Date

Assessment Data	APR release	Classification	SB 576
2011-2012	4 th Cycle MSIP - 2012 APR (summer 2012)	Board Classification for all remaining 4 th Cycle districts	
2011-2012	MSIP 5 - 2012 APR (fall 2012)	Draft MSIP 5	
2012-2013	MSIP 5 - 2013 APR (summer 2013)	Year 1 MSIP 5	Year 1 APR
2013-2014	MSIP 5 - 2014 APR (summer 2014)	Year 2 MSIP 5	Year 2 APR
2014-2015	MSIP 5 - 2015 APR (summer 2015)	Year 3 MSIP 5 Board Classification for all districts based on MSIP 5	Year 3 APR