




FOOD AND NUTRITION SERVICES UPDATE

Althea Albert-Santiago, Director Food and Nutrition Services

March 6, 2018




OVERVIEW AND PURPOSE



The purpose of this presentation is to provide an update on the National School Breakfast and Lunch Program.

- ☐ **United States Department Agriculture (USDA) Nutritional Guidelines Update**
- ☐ **Meal Participation Rates**
- ☐ **Budget Update**
- ☐ **Focus Areas and Challenges**

USDA GUIDELINES



COMPLETED

2017-2018

New Child and Adult Care Feeding Program Guidelines(CACFP):

- ☐ The guidelines have included a greater variety of vegetables and fruit, more whole grains, and less added sugar and saturated fat.
- ☐ The changes are based on the Dietary Guidelines for Americans
- ☐ Implemented new guidelines on September 1st

SAB passed the School Wellness Policy:

- ☐ *Policy is mandated by USDA and Department of Elementary and Secondary Education (DESE)*

IN PROGRESS

2017-2018

Increase Breakfast Participation

- ☐ **Grab and Go Breakfast Cart Programs-**
 - ☐ 23 schools are participating in the Grab and Go Breakfast Cart Program
- ☐ **Breakfast In the Classroom (BIC) Program**
 - ☐ Partners for Breakfast In the Classroom Grant
 - ☐ Grant Amount: \$259,268.00 for 46 schools
 - ☐ The Implementation Plan is for 3 years

2018-2019

Target 2 sodium reduction for both breakfast and lunch

- ☐ *Waiting on the update from USDA*

MEAL PARTICIPATION


	2014-2015	2015-2016	2016-2017	2017-2018
Breakfast Participation	60%	60%	60%	*61%
Lunch Participation	84%	87%	86%	*85%

Participation rates are due to:

- ☐ Breakfast carts at selected middle and high schools
- ☐ A 2% declining enrollment
- ☐ Low attendance percentage (93.2%)

***2017-18 denotes half of the year**

SOUTHWEST FOODSERVICE PERFORMANCE




	2016-17 Projected	2016-17 Actual	*2017-18 Projected	2018-19 Proposed
# of Meals (MM)	5.9	5.8	5.7	6.3
Revenues	\$17.1	\$16.6	\$16.3	\$18.5
Expenditures	<u>\$16.7</u>	<u>\$15.8</u>	\$15.9	\$17.5
Surplus/Deficit	\$0.4	\$0.8	\$0.4	\$1.0

*2017-18 Projection

- ☐ Projecting **2%** decline in enrollment
- ☐ Fewer meals served due to lower attendance
- ☐ Stabilization of food and labor costs

FOCUS AREAS & CHALLENGES



FOCUS:

- ☐ Implementing Breakfast in the Classroom at 46 elementary schools
- ☐ Increasing new food concepts at middle and high schools
- ☐ Promoting nutrition education and training programs for students and food service staff

CHALLENGES:

- ☐ Enrollment and attendance
- ☐ Increasing breakfast participation per USDA Guidelines
- ☐ Upgrading kitchen equipment (Coolers and freezers)

QUESTIONS?



**Rainbows and Butterflies
Shaw Elementary**



**Former President Bill Clinton's visit to
Gateway Middle School**



**Thanksgiving Meal
Central VPA High School**