

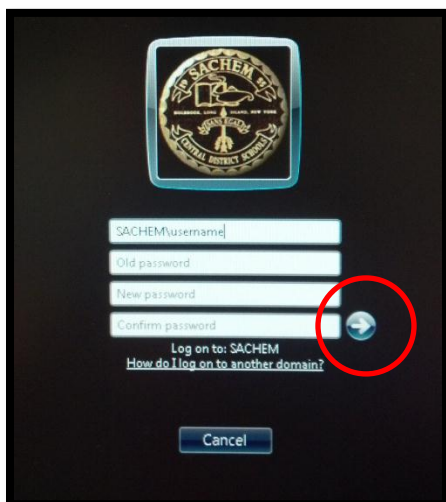
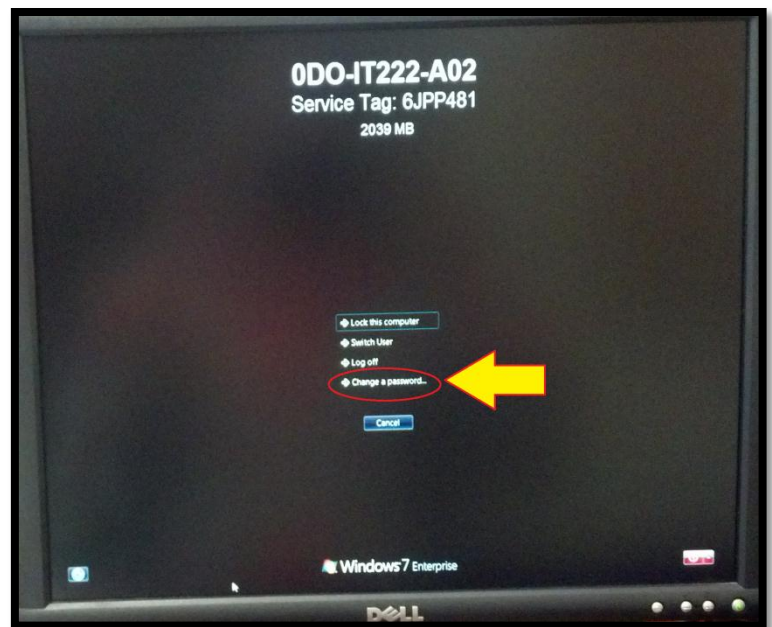
To change your Sachem password –

1. On the keyboard, hold the three buttons below simultaneously:


Control (Ctrl), Alt, and Delete (Del)



2. This screen will come up. Click “Change a password”.



3. Enter your old password in line 2. Enter your new password of choice in both line 3 and line 4. (Line 1 is already filled in properly with your username and password.)

4. Click the right arrow  to go back to your desktop. Your password is now reset.