

Oyster Bay – East Norwich Central School District



Third **Budget Presentation**

March 15, 2022



Vision and Budget Mission

**Empowering
ALL Students to
Achieve Excellence**

Create a budget that will
Empower ALL Students to Achieve Excellence
and promote district goals while
maintaining current programs and
planning for the best educational
environment at **OBEN**

Oyster Bay – East Norwich Central School District



Budget Focus

- ❑ Stay within the allowable tax levy cap
- ❑ Strategically reallocate resources in order to provide the students of Oyster Bay – East Norwich with the **best possible educational opportunities** while maintaining the academic integrity of our programs
- ❑ **Remain fiscally responsible** and strengthen our financial condition



Presentation Outline

- ❑ Budget Overview
- ❑ Budget Enhancements
- ❑ Capital/Technology Projects
- ❑ Timeline



Oyster Bay – East Norwich Central School District

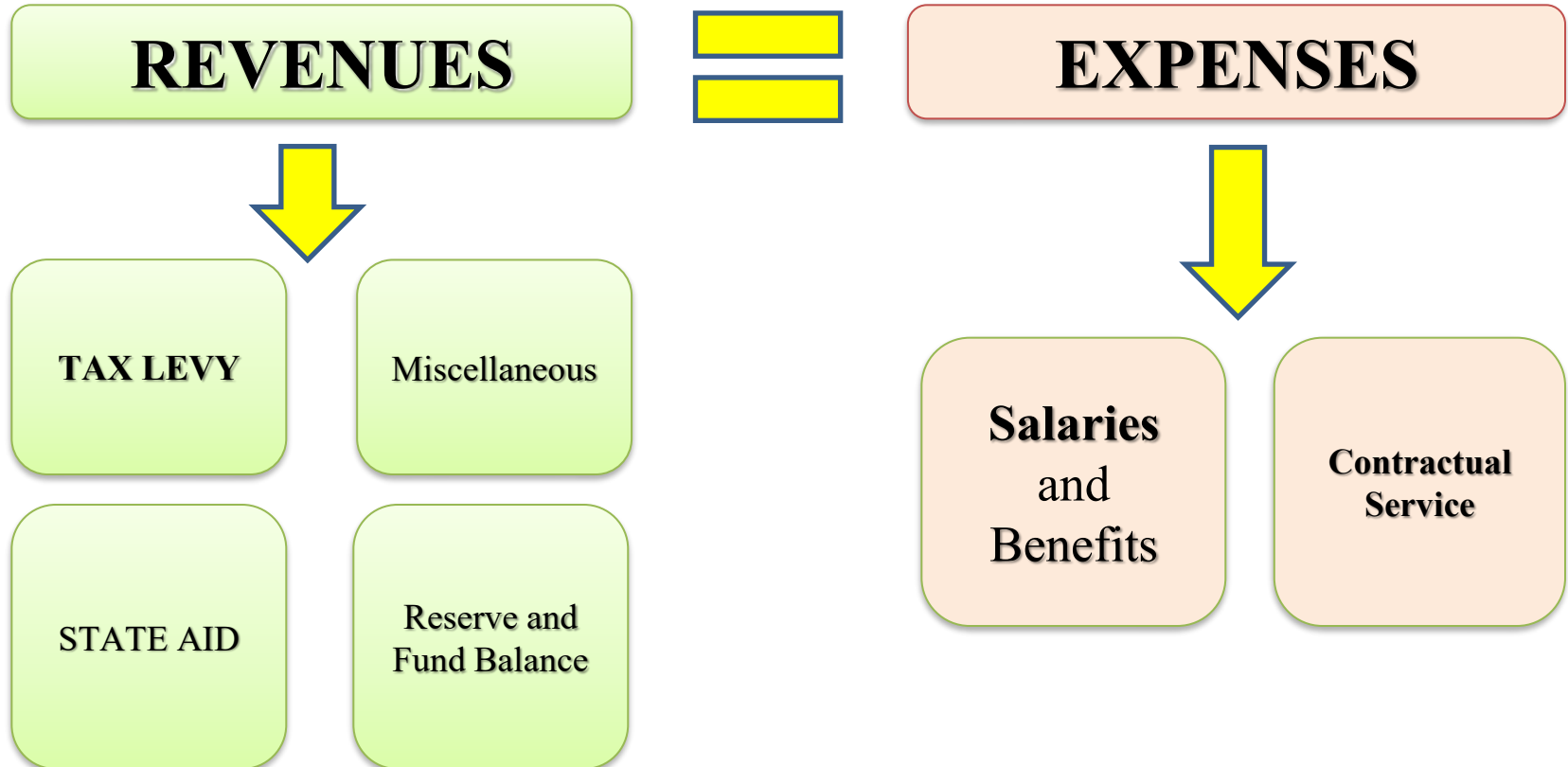
Oyster Bay – East Norwich Central School District

Budget Overview





Budget Overview





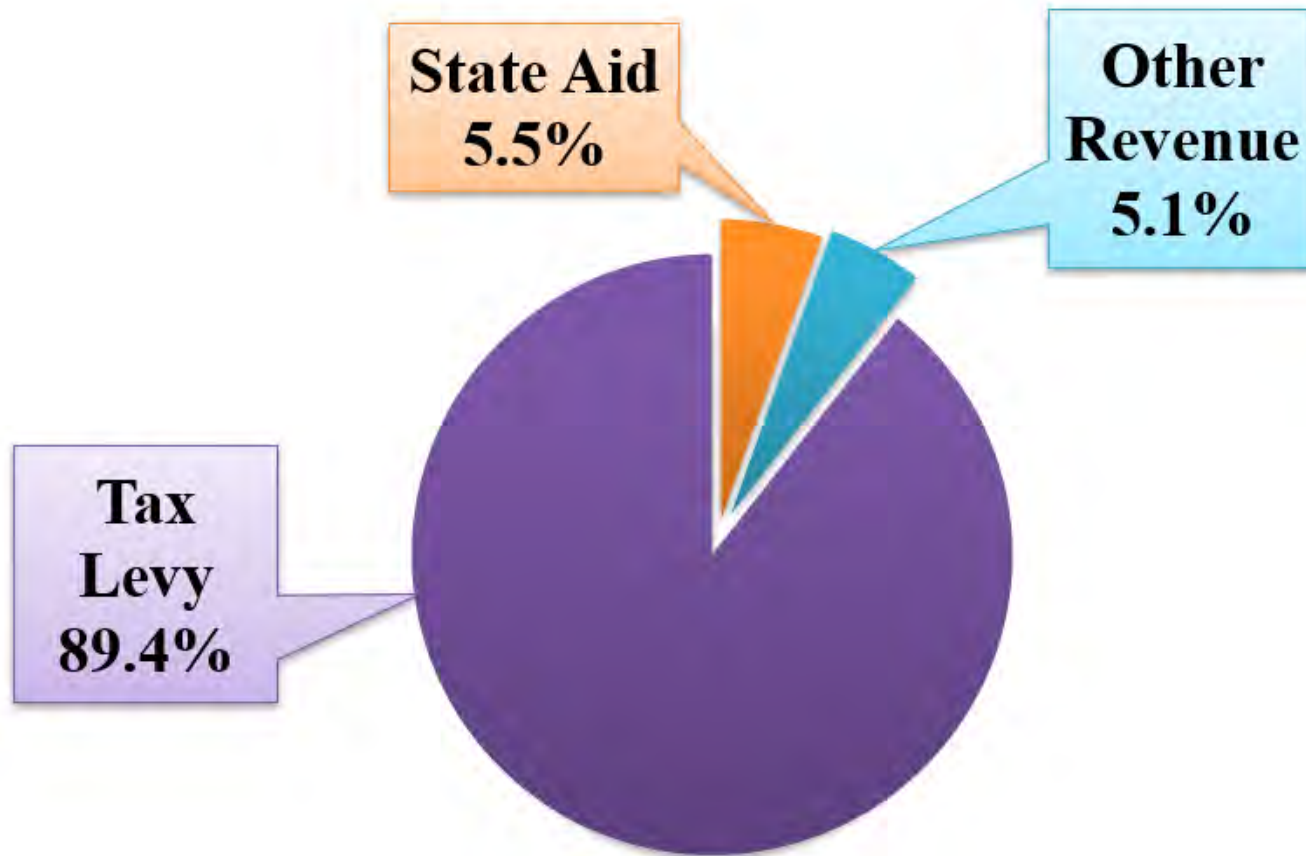
Budget Overview

REVENUE

Oyster Bay – East Norwich Central School District



Budget Overview: **REVENUE**



These values are estimates based on information released January 2022

Oyster Bay – East Norwich Central School District



Budget Overview: REVENUE

Revenue	Amount in 2021 – 2022	Amount <i>Proposed</i>	Difference
State Aid	\$ 3,288,324	\$ 3,391,085	\$102,761
Reserves	\$ 400,000	\$ 400,000	\$0
Fund Balance	\$ 1,228,081	\$ 1,228,081	\$0
Other	\$ 2,077,038	\$ 1,564,431	(\$512,607)
Tax Levy	\$ 54,416,060	\$ 55,523,620	\$1,107,560
TOTAL	\$ 61,409,503	\$ 62,107,217	\$ 697,714

Oyster Bay – East Norwich Central School District



Budget Overview: REVENUE

Reserves	Balance 2018 – 19	Use of Reserves	Funded Reserves	Balance 2019 – 20
Capital	\$ 2,060,979	\$ 665,000	\$ 1,104,021	\$ 2,500,000
Technology	\$ 500,000	\$ 265,000	\$ 265,000	\$ 500,000
ERS	\$ 2,104,632		\$ 395,368	\$ 2,500,000
TRS	\$ 400,000			\$ 400,000
EBALR	\$ 2,324,711	\$ 170,500	\$ 41,395	\$ 2,195,606
Unemployment	\$ 78,387		\$ 1,507	\$ 79,894
Insurance	\$ 287,694		\$ 5,528	\$ 293,222
Assigned Fund	\$ 1,000,000			\$ 1,000,000
ENC – Unassigned	\$ 2,662,940	\$ 313,008	\$ 1,347,230	\$ 3,697,162
TOTAL	\$ 11,419,343	\$ 1,413,508	\$ 3,160,049	\$ 13,165,884

Oyster Bay – East Norwich Central School District



Budget Overview: REVENUE

Reserves	Balance 2019 – 20	Use of Reserves	Funded Reserves	Balance 2020 – 21
Capital	\$ 2,500,000	\$ 250,000	\$ 758,079	\$ 3,008,079
Technology	\$ 500,000	\$ 225,475	\$ 751,616	\$ 1,026,141
ERS	\$ 2,500,000		\$ 8,079	\$ 2,508,079
TRS	\$ 400,000		\$ 98,127	\$ 498,127
EBALR	\$ 2,195,606	\$ 33,329	\$ 7,094	\$ 2,169,371
Unemployment	\$ 79,894		\$ 258	\$ 80,152
Insurance	\$ 293,222		\$ 948	\$ 294,170
Assigned Fund	\$ 1,000,000		\$ 228,081	\$ 1,228,081
ENC – Unassigned	\$ 3,697,162	\$ 1,240,782	\$ 233,232	\$ 2,689,612
TOTAL	\$ 13,165,884	\$ 1,749,586	\$ 2,085,514	\$ 13,501,812

Oyster Bay – East Norwich Central School District



Budget Overview: Allowable Tax Levy

Office of the New York State Comptroller

Thomas P. DiNapoli • State Comptroller



Property Tax Cap

Inflation and Allowable Levy Growth Factors

January 2022

**CPI
Consumer
Price Index
4.70%**

**NOT
EQUAL**

**Allowable
Tax Levy
Growth
Factor**

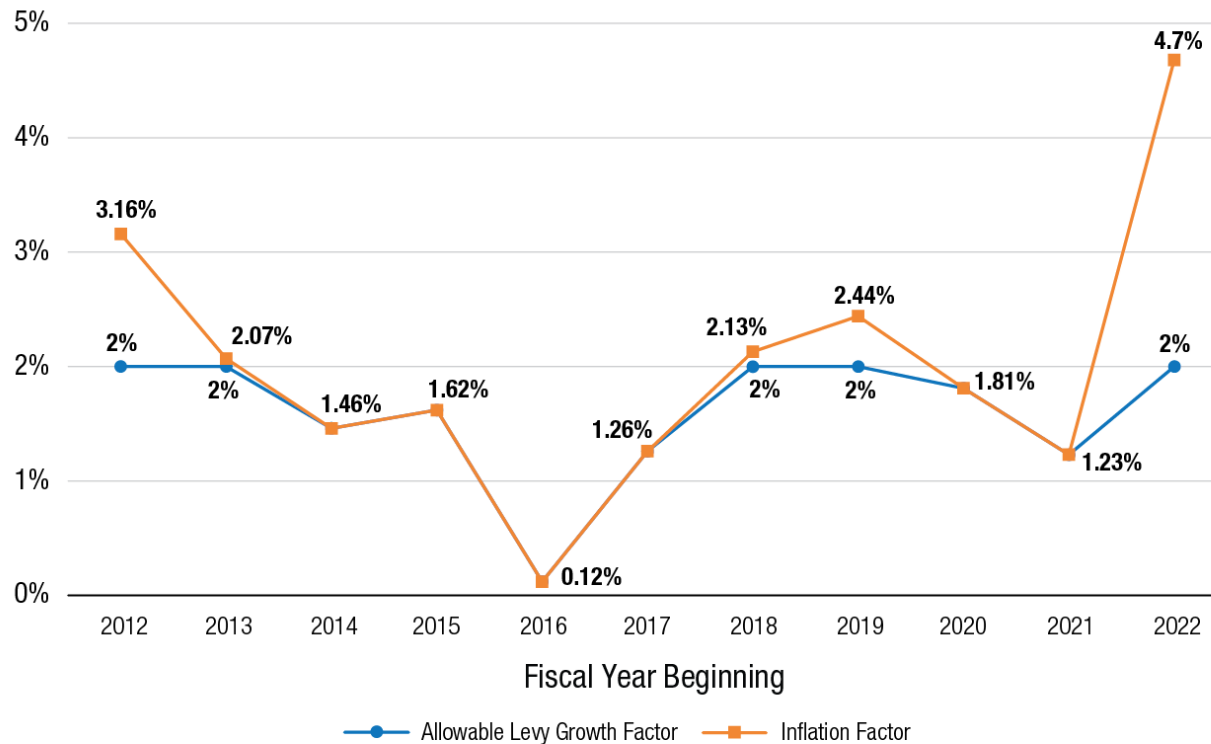
Oyster Bay – East Norwich Central School District



Budget Overview: Allowable Tax Levy

Allowable Levy Growth & Inflation Factors

July 1 - June 30 Fiscal Year



Note: Allowable levy growth factor is expressed as a percentage.

Oyster Bay – East Norwich Central School District



Budget Overview: Allowable Tax Levy

The ‘**Allowable Tax Levy**’ is the amount a school district is able to propose.

**As we develop the budget, our
‘Allowable Tax Levy’ is 2.04%**



Budget Overview: Allowable Tax Levy

Prior Year Tax Levy			54,416,060
Tax Base Growth Factor	x		1.0026
			54,557,542
Prior Year PILOTS	+		768,538
			55,326,080
<u>Prior Year Exemptions:</u>			
Less Local Capital Levy Share	-		(2,130,743)
Adjusted Prior Year Tax Levy			53,195,337
Allowable Levy Growth Factor	x		1.0200
			54,259,243
Projected PILOTS	-		(790,931)
Available Carryover	+		-
TAX LEVY LIMIT BEFORE EXCLUSIONS			53,468,312
Add Local Capital Levy Share (See details below)	+		2,055,308
Tax Levy Limit			55,523,620.49
Proposed Levy			55,523,620
	\$ Increase over prior year levy		1,107,560
	% increase over prior year levy		2.04%

Oyster Bay – East Norwich Central School District



Budget Overview: **REVENUE**

Description	Amount
Tax Levy Revenue @ 2.04%	\$ 55,523,620
Revenue (<i>Non-Tax Levy</i>)	\$ 6,583,597
2022 – 2023 <i>Preliminary Budget</i>	\$ 62,107,217

These values are estimates based on information released January 2022



Budget Overview

EXPENSE

Oyster Bay – East Norwich Central School District



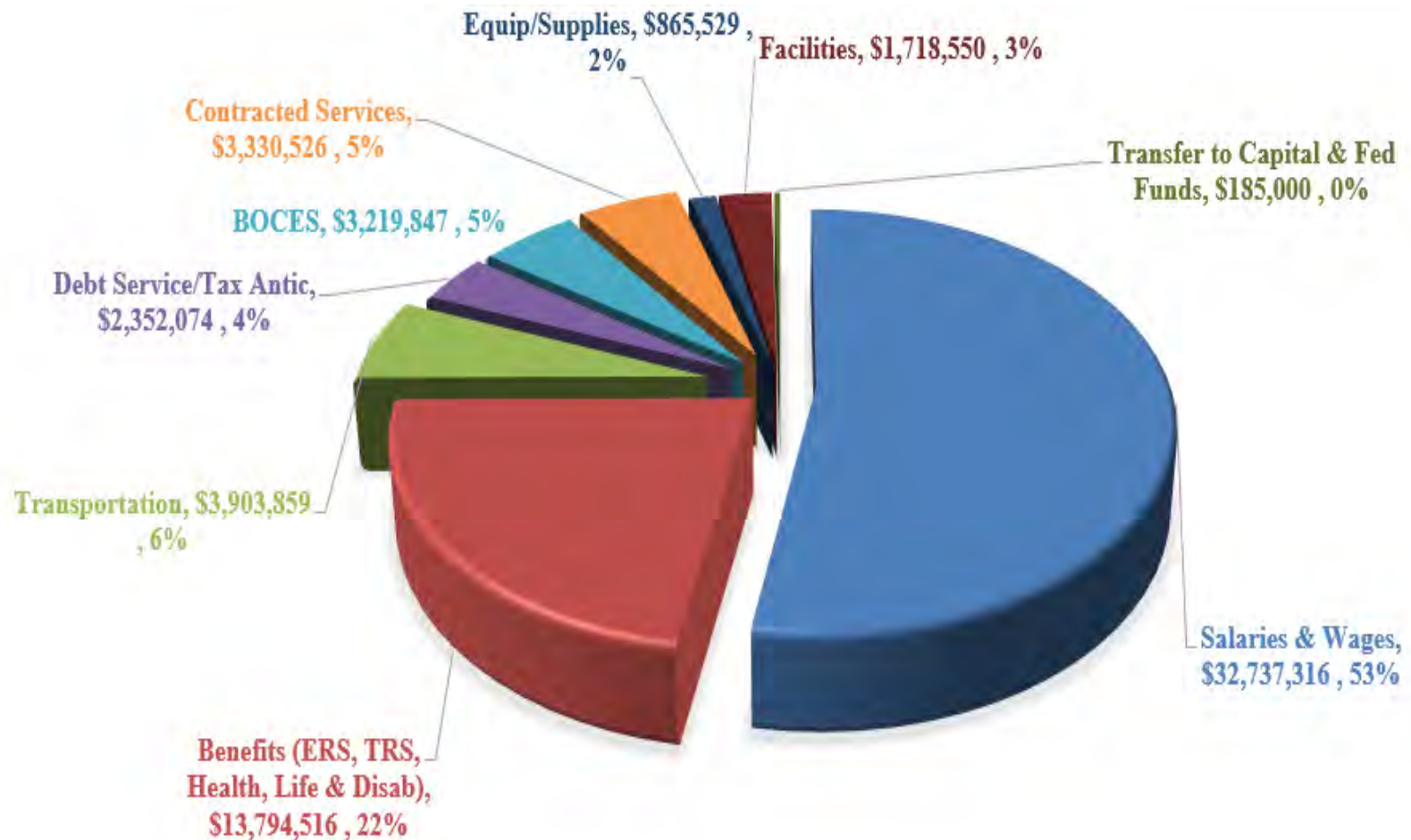
Budget Overview: EXPENSE ANALYSIS

Description	2021-22 Budget	2022-23 Proposed Budget	Difference
Salaries & Wages	\$32,425,069	\$32,737,316	\$312,247
Benefits (ERS, TRS, Health, Life & Disab)	\$13,504,798	\$13,794,516	\$289,718
Transportation	\$3,741,275	\$3,903,859	\$162,584
Debt Service/Tax Antic	\$2,474,798	\$2,352,074	(\$122,724)
BOCES	\$2,844,913	\$3,219,847	\$374,934
Contracted Services	\$3,381,402	\$3,330,526	(\$50,876)
Equip/Supplies	\$946,387	\$865,529	(\$80,858)
Facilities	\$1,905,860	\$1,718,550	(\$187,310)
Transfer to Capital & Fed Funds	\$185,000	\$185,000	\$0
	\$61,409,503	\$62,107,217	\$697,714

Oyster Bay – East Norwich Central School District



Budget Overview: EXPENSE ANALYSIS



Oyster Bay – East Norwich Central School District



Year-to-Year Comparison

2021 – 2022 Budget	2022 – 2023 <i>Preliminary</i> Budget	Difference
\$ 61,409,503	\$ 62,107,217	\$ 697,714

Oyster Bay – East Norwich Central School District

2022-23 Budget Enhancements





2022 – 2023 Budget Enhancements

The budget as presented includes all programmatic and staffing that are in the 2021-22 budget and includes the following enhancements:

Description of Enhancement
Fulltime Elementary Guidance Counselor (1.0 FTE)
Director of Technology (1.0 FTE) *
Director of Humanities (1.0 FTE) *
Elementary Assistant Principal (1.0 FTE) *
Additional staffing to support Mandarin and Orchestra Programs

**** Reallocation of Resources***

Oyster Bay – East Norwich Central School District

Oyster Bay – East Norwich Central School District

Capital Reserves





Capital Projects

Capital Projects Update

Oyster Bay – East Norwich Central School District



Capital Project Update

School	Project	Status
Oyster Bay High School	Window repair and plastering of ceilings and walls	Completed Summer 2021
	A/C in Gymnasium	Completed Summer 2021
James H. Vernon	Casework in Classrooms	Completed Fall 2021
Theodore Roosevelt	Toilet Reconstruction	Completed Summer 2021
	Casework in Classrooms	Completed Fall 2021

Oyster Bay – East Norwich Central School District



Capital Projects – Using Capital Reserve

School	Project	Cost
High School	Auditorium sound upgrades, plastering of ceilings and walls, library A/C replacement, faculty bathroom (grant)	\$ 495,000
James H. Vernon	Casework in selected classrooms	\$ 75,000
Theodore Roosevelt	Casework in selected classrooms, and flooring replacement	\$ 125,000
TOTAL		\$ 695,000*

** The cost is based on estimates*

Oyster Bay – East Norwich Central School District



Technology Projects

Technology Project Update

Oyster Bay – East Norwich Central School District



Technology Projects – Using Technology Reserve

School	Project	Cost
District-wide Technology Upgrades	Student Devices: <ul style="list-style-type: none">• 110 iPads (Kindergarten)• 120 Chromebooks (3rd Grade)• 120 Chromebooks (7th Grade)	\$ 154,000
	Desktop Devices (350)	\$ 285,000
	Interactive Boards (17)	\$ 99,000
TOTAL		\$ 538,000

** These costs are based on estimates*

Oyster Bay – East Norwich Central School District



Capital/Technology Reserves

Reserves	CAPITAL	TECHNOLOGY
2018-19	\$ 2,060,979	\$ 500,000
Use of Reserves	\$ 665,000	\$ 265,000
Funded Reserves	\$ 1,104,021	\$ 265,000
2019-20	\$ 2,500,000	\$ 500,000
Use of Reserves	\$ 250,000	\$ 225,475
Funded Reserves	\$758,079	\$751,616
2020-21	\$ 3,008,079	\$ 1,026,141
Proposed use of Reserves	\$ 695,000	\$538,000

Oyster Bay – East Norwich Central School District



Oyster Bay – East Norwich Central School District

Timeline





Budget Timeline

DATE	FOCUS ON BUDGET ACTIVITY
 Tuesday, January 25, 2022	BOARD OF EDUCATION MEETING 1st Budget Presentation <i>[This presentation will focus on budget mission and timeline]</i>
 Tuesday, February 8, 2022	BOARD OF EDUCATION MEETING 2nd Budget Presentation
Tuesday, March 15, 2022	BOARD OF EDUCATION MEETING 3rd Budget Presentation
Tuesday, April 12, 2022	BOARD OF EDUCATION MEETING 4th Budget Presentation Budget Adoption
Tuesday, May 3, 2022	BOARD OF EDUCATION MEETING 5th Budget Presentation Budget Hearing
Tuesday, May 17, 2022	Annual District Board Election and Budget Vote 7:00 a.m. — 9:00 p.m.

Oyster Bay – East Norwich Central School District



Budget Timeline

BUDGET ADOPTION

April 12, 2022

BUDGET HEARING

May 3, 2022



Budget Timeline

BUDGET VOTE

May 17, 2022

7:00 AM until 9:00 PM
in the OBHS Chorus Room

Oyster Bay – East Norwich Central School District



VOTING INFORMATION

District Clerk's Office
(516) 624 – 6533

1 McCouns Lane, Oyster Bay

Monday through Friday
8:00 AM to 12:00 PM and 1:00 PM to 4:00 PM

Last day to register to vote is May 12, 2022.

Oyster Bay – East Norwich Central School District

Oyster Bay – East Norwich Central School District

THANK YOU

