

# Aeries Portal - Parent Access

## Reset Aeries Account

In a web browser, go to the district website


<https://www.orcuttschools.net/>

Click the **Aeries Parent/Student Login** link above the district logo

CLEVER LOGIN  **AERIES PARENT/STUDENT LOGIN** 



Click **Forgot Password** link



Enter the email address associated with your Aeries account and click **Next**.

This will send you a reset password email from Aeries and also display the screen shown in the next step.


*Note: If you are unsure which email address is on file, contact your student's school.*

[Return to Login Page](#)

### Step 1 Send Email Verification

Please enter your email address into the field below:

Email Address:

 A verification email will be sent to your email address from: [portal@aeries.net](mailto:portal@aeries.net)

Before continuing, please add this email address to your [contacts or safe senders list](#), to ensure you receive this email.


[Next](#)

**Close this screen** when it appears

**Go to the next step**

[Return to Login Page](#)

### Step 2 Email Verification

 A verification email has been sent to your email address from: [portal@orcutt-schools.net](mailto:portal@orcutt-schools.net)

Click the [Click Here](#) link provided in the email or copy and paste the Email Code into the field below

Email Address:

Email Code:

[Next](#)

## Check Email Inbox

Check your email Inbox for an email from Aeries

☆ portal Aeries - Reset Account Password -

You will get an email that looks like this

Aeries - Reset Account Password Inbox x

Click the link that says **Click Here**

? portal@orcutt-schools.net  
to ElisAg0624 ▾  
You have indicated that you have lost the password for your Aeries account. Please click the new password for your account.

[Click Here](#)

If the link above is not working , copy and paste the following URL into your web browser:  
<https://orcutt.asp.aeries.net/student/LostPassword.aspx?command=Reset>

This will display the following screen with your email address and email code already filled in

[Return to Login Page](#)

Step 2 Email Verification

✓ A verification email has been sent to your email address from:  
portal@orcutt-schools.net  
Click the [Click Here](#) link provided in the email or copy and paste the Email Code into the field below

Email Address:

Email Code:

Next

Click the **Next** button

## Enter New Password

Type in your new password twice

[Return to Login Page](#)

Final Step Set New Password

✓ Thank you for confirming your email address. You may now enter a new password for your account.

New Password:

ReType New Password:

Next

Click **Next**

Account reset is complete

[Return to Login Page](#)

Complete

✓ Your password has been adjusted. You may now login to Aeries.

[Return to Login Page](#)

Click **Return to Login Page**


## Log in to Aeries

You will now be at the Aeries Portal page

Enter your email address  
Click **Next**

Enter your new account password  
Click **Sign in**

Orcutt Union School District



The screenshot shows the login interface for the Aeries Student Information System. At the top right, there is a language selection dropdown menu set to "English". The Aeries logo, featuring a stylized "A" with red and blue accents, is prominently displayed above the text "Aeries Student Information System". Below the logo is a white input field labeled "Email". Underneath the input field is a red button with the text "NEXT" in white. At the bottom of the form, there is a link that says "Forgot Password?".