

ORCUTT UNION SCHOOL DISTRICT

Regular Meeting of the Board of Trustees

Wednesday, March 9, 2022

District Office Board Room

500 Dyer St., Orcutt, CA 93455

Open Session at 6:00 p.m. (for purposes of opening meeting only)

Closed Session at 6:05 p.m.

Reconvene in Open Session at 6:30 p.m.

Note: By order of the Santa Barbara County Public Health Department and the California Department of Public Health, K-12 Guidance, attendees are required to wear a proper face covering to minimize the spread of COVID-19 when students are present. This public health mandate carries the force of law and OUSD is not authorized to amend or circumvent it.

I. OPEN SESSION 6:00 PM

A. Call Meeting to Order

B. Pledge of Allegiance

C. Adoption of March 9, 2022 Agenda

Moved _____ Second _____ Vote _____

D. Identify Closed Session Topics: the Board will adjourn to Closed Session to address the items listed under III. A-G below.

II. PUBLIC COMMENT REGARDING CLOSED SESSION ITEMS

General public comment on any closed session item will be heard. Speakers are allowed a maximum of three (3) minutes to address the Board on any items within the Board's jurisdiction in accordance with the Brown Act. The Board will limit any response to public comments to brief statements, referral to staff, or referral to a future board meeting. The Board may limit comments to no more than 30 minutes pursuant to Board Policy.

A. Motion to Adjourn to Closed Session

Moved _____ Second _____ Vote _____

III. ADJOURN TO CLOSED SESSION

A. Conference with Legal Counsel Regarding Existing Litigation pursuant to California Government Code section 54956.9(d)(1). 1 case

B. Conference with Legal Counsel Regarding Anticipated Litigation.

1. Significant exposure to litigation pursuant to California Government Code, section 54956.9(2) or (3).

C. Conference with Labor Negotiator. Agency representative, Susan Salucci, Assistant Superintendent of Human Resources. Employee Organization: Orcutt

- Educators Association; California School Employees Association.
- D. Conference with Labor Negotiator. Agency representative: Dr. Holly Edds, Superintendent. Employee Organization: Unrepresented employees
- E. Public Employee Discipline/Dismissal/Release/Complaint.
- F. Public Employee Evaluation of Performance
- G. Student Discipline or Other Confidential Student Matters.

IV. RECONVENE TO PUBLIC SESSION 6:30 PM

- A. Motion to Reconvene to Public Session
Moved _____ Second _____ Vote _____
- B. Report of Action Taken in Closed Session

V. COMMUNICATIONS/DISCUSSION/INFORMATION

- A. Reports and Presentation
 - 1. OAHS ASB Update
 - 2. Special Education Update
 - 3. Superintendent’s Report
- B. Items from the Board
- C. Written Communication: review and discuss communication from individuals and/or organizations regarding the District’s programs and services.

VI. PUBLIC COMMENT PERIOD

The Board of Trustees welcomes comments about items appearing or not appearing on tonight’s agenda. The audience members wishing to address the Board during the Public Comment segment of the agenda are reminded to fill out a *Public Comment Form*, which can be obtained from Julie Payne and submitted prior to the time the presiding officer calls for Public Comment. Requests to speak can also be emailed to Julie Payne at jpayne@orcutt-schools.net and state that you want to make a public comment and indicate what agenda item you would like to speak about. An item not on the agenda must be addressed during the Public Comment segment of the agenda.

A maximum of thirty (30) minutes is set aside for Public Comment; speakers are allowed a maximum of three (3) minutes to address the Board on any item within the Board’s jurisdiction in accordance with the Brown Act. The Board will limit any response to public comment to brief statements, referral to staff, or referral to a future board meeting.

VII. CONSENT AGENDA

Items listed under the Consent Agenda are considered to be routine and are acted on by the Board of Trustees in one motion. There is no discussion of these items before the Board vote unless requested because the Board receives Board agenda backup information ahead of scheduled meetings. It is understood that the Administration recommends approval on all Consent Items. Each item on the Consent Calendar approved by the Board of Trustees shall be deemed to have been considered in full and adopted as recommended.

- A. Classified Personnel Action Report
- B. Hiring of Additional Charter School Coaches for the 2021-2022 School Year
- C. Certificated Personnel Action Report
- D. Approval of February 23, 2022 Regular Board Meeting Minutes
- E. Approval of March 2, 2022 Special Board Meeting Minutes
- F. Approval of Warrants
- G. Board Policy 5148 Child Care and Development, for the second reading
- H. Board Policy 5148.2 Before/After School Programs, for the second reading
- I. Board Policy 5148.3 Preschool/Early Childhood Education
- J. Board Policy 6112 School Day, for the second reading
- K. Board Policy 6143 Course of Study, for the second reading
- L. Board Policy 6158 Independent Study, for the second reading
- M. Board Policy 6170.1 Transitional Kindergarten, for the second reading
- N. OAHS Disneyland Grad Night Overnight Trip in May 2022
- O. OAHS Robotics Overnight Trip to Clovis in March 2022
- P. OAHS Robotics Overnight Trip to Ventura in March 2022
- Q. OAHS Band Overnight Trip to Music in the Parks March 2022
- R. OAHS Potential Girls Basketball Overnight Trips for Regional and State Finals
- S. Orcutt Jr. High School Administration Building: RDZ Change Order #007

It is recommended that the Board of Trustees approve the Consent Agenda Items A-S, as submitted.

Moved _____ Second _____ Vote _____

VIII. ITEMS SCHEDULED FOR ACTION

A. GENERAL

- 1. Second Amendment to the Ground Lease and Development Agreement between Orcutt Union School District and TAIT & Associates, Inc.

It is recommended that the Board of Trustees approve the Second Amendment to the Ground Lease and Development Agreement by and between the Orcutt Union School District and TAIT & Associates, Inc., as submitted.

Moved _____ Second _____ Vote _____

B. BUSINESS SERVICES

- 1. **Information Only:**
Second Interim Presentation

- 2. Orcutt Union School District Second Interim Report 2021-2022

It is recommended that the Board of Trustees approve the Second Interim Report with a Positive Certification for 2021-2022, as submitted.

Moved _____ Second _____ Vote _____

3. Resolution No. 9, Commit and Uncommit the General Fund Balance
It is recommended that the Board of Trustees adopt Resolution No. 9, Commit and Uncommit the General Fund Balance, as submitted.
Moved _____ Second _____ Vote _____

D. EDUCATIONAL SERVICES

1. UC A-G Completion Improvement Grant Plan
It is recommended that the Board of Trustees approve the UC A-G Completion Improvement Grant Plan, as submitted.
Moved _____ Second _____ Vote _____

IX. GENERAL ANNOUNCEMENTS

- A. Unless otherwise noticed, the next regular Board meeting is scheduled for April 13, 2022 beginning with Closed Session at 6:05 p.m., Open Session at 6:30 p.m. in the District Office Board Room, 500 Dyer St., Orcutt, CA 93455.

X. ADJOURN TO CLOSED SESSION (If Needed)

- A. Motion to Adjourn to Closed Session
Moved _____ Second _____ Vote _____
- B. Closed Session items described in Item III. above.

XI. RECONVENE TO OPEN SESSION (If Needed)

- A. Motion to Reconvene to Open Session
Moved _____ Second _____ Vote _____
- B. Report of Action Taken in Closed Session

XII. ADJOURN

In compliance with the Americans with Disabilities Act, if you need special assistance to participate in this meeting, please contact the Superintendent's Office at (805) 938-8907. Notification 48 hours prior to the meeting will enable the district to make reasonable arrangements to ensure accessibility to this meeting. All documents related to the open session agenda are available for review 72 hours prior to the meeting at the Orcutt Union School District Office, 500 Dyer Street, Orcutt, CA



Orcutt Union School District
Classified Personnel Action Report
March 9, 2022

TO: Holly Edds, Ed.D. *[Signature]*
 FROM: Susan Salucci, Assistant Superintendent/Human Resources
 RE: Recommendations for Board Approval

Name	Site/Dept.	Classification	Step/ Range	Hours	Rate of Pay	Effective	Action/Information
Asmus, Rachel	Lakeview	Child Nutrition Worker	7/3	1.5	\$15.22 per hr.	03/07/2022	Additional assignment
Baldonado, Amanda	Orcutt Academy HS	Office Assistant	15/3	8.0	\$18.53 per hr.	01/24/2022	New hire
Carroll, Christie	Dunlap	Instructional Assistant, 1	12/2	3.5	\$16.40 per hr.	02/15/2022	Promotion
Childress, Jenelle	Child Nutrition	Child Nutrition Worker	7/1	3.0	\$15.00 per hr.	02/07/2022	New hire
Cornejo, Grecia	Curriculum	ELPAC Tester			\$18.50 per hr.	02/01 – 03/31/2022	Temporary assignment
Cortez, Mary	Curriculum	ELPAC Tester			\$18.50 per hr.	02/01 – 03/31/2022	Temporary assignment
Espinoza, Sabrina	Child Nutrition	Child Nutrition Cook & Transport Worker	10/6 & 11/6	6.0	\$18.97 & \$19.44 per hr.	02/12/2022	Redistribute/Increase in hours
Fennell, Leslie	Dunlap	Instructional Assistant, 1	12/1	6.0	\$15.61 per hr.	02/15/2022	Increase in hours (new position)
Flegel, Ginny	Patterson	Media Specialist	15/6	24 per wk.	\$1,000 annually, prorated	02/03/2022	Educational Stipend – Bachelor's
Garza, Isabelle	Olga Reed/Oak-8	Media Specialist	15/2	4.0	\$17.66 per hr.	02/22/2022	New hire
Harrison, Andrea	Pine Grove	Noon Duty Supervisor	6/1	1.67	\$15.00 per hr.	02/17/2022	New hire
Gonzalez, Veronica	Child Nutrition	Child Nutrition Worker	7/2	3.0	\$15.00 per hr.	02/18/2022	New hire
Inboden, Tricia	Child Nutrition	Child Nutrition Cook	10/6	6.0	\$18.97 per hr.	02/15/2022	Redistribute/Increase hours
Kelly, Connie	Dunlap	Child Nutrition Cashier	7/5	2.0	\$16.77 per hr.	02/15/2022	New hire
Lane, Kara	Nightingale	Media Specialist, Lead	18/6	7.0	\$23.11 per hr.	08/01/2021	Reclassification
Leyden, Candance	Curriculum	ELPAC Tester			\$18.50 per hr.	02/01 – 03/31/2022	Temporary assignment



Orcutt Union School District

Classified Personnel Action Report

March 9, 2022

TO: Holly Edds, Ed.D.

FROM: Susan Salucci, Assistant Superintendent/Human Resources

RE: Recommendations for Board Approval

Name	Site/Dept.	Classification	Step/ Range	Hours	Rate of Pay	Effective	Action/Information
Limon, Jose	Patterson	Instructional Assistant, 1	12/2	3.5	\$16.40 per hr.	02/28/2022	New hire
Llamas, Erika	Transportation	Bus Driver, Substitute	18		\$18.11 per hr.	02/15/2022	Substitute
Luke, La Rishia	Transportation	Bus Driver	18/6	4.0	\$23.11 per hr.	03/01/2022	New hire
Malone, Jamie	Pine Grove	Noon Duty Supervisor	6/1	1.67	\$15.00 per hr.	02/16/2022	Resignation
Martin, Michael	Pine Grove	Instructional Assistant, 1	12/4	6.0	\$18.07 per hr.	03/01/2022	Increase in hours (new position)
Mason, Jennifer	Nightingale	Child Nutrition Worker	7/2	2.0	\$15.00 per hr.	03/01/2022	New hire
Melendez, Cynthia	Child Nutrition	Child Nutrition Clerk	12/4	6.0	\$18.07 per hr.	02/02/2022	Promotion
Melendez, Cynthia	Child Nutrition	Child Nutrition Clerk	12/4	7.0	\$18.07 per hr.	02/15/2022	Increase in hours (1.0)
Newman, Ilia	Campus Connection	Child Care Assistant	6/6	3.75	\$250.00 per mo.	02/01/2022	Professional Growth (5 increments of \$50)
Ramos, Emily	Nightingale	Instructional Assistant, 2	13/5	3.5	\$19.45 per hr.	02/01/2022	Rehire
Silva, Corey	Operations	Utility Worker, Substitute	18		\$16.36 per hr.	02/24/2022	New hire, Substitute
Washington, Valerie	Curriculum	ELPAC Tester			\$18.50 per hr.	02/01 – 03/31/2022	Temporary assignment
Wence, Carmen	Transportation	Bus Driver	18/6	5.3	\$23.11 per hr.	02/15/2022	New hire
Emp. # 225						06/30/2022	Request Early Retirement Incentive Program
Emp. # 569						03/07/2022 – 03/31/2022	Request unpaid leave of absence



Orcutt Union School District
 Classified Personnel Action Report
 March 9, 2022

TO: Holly Edds, Ed.D.
 FROM: Susan Salucci, Assistant Superintendent/Human Resources
 RE: Recommendations for Board Approval

Name	Site/Dept.	Classification	Step/ Range	Hours	Rate of Pay	Effective	Action/Information
Emp. # 2121						02/15/2022	Release from probationary employment
Emp. # 2122						03/04/2022	Release from probationary employment
Emp. # 2146						02/11/2022	Released from probationary employment

ORCUTT ACADEMY CHARTER SCHOOL

ORCUTT UNION SCHOOL DISTRICT

TO: Dr. Holly Edds
District Superintendent

FROM: Susan Salucci 
Assistant Superintendent of Human Resources

DATE: March 9, 2022

RE: ***NOTIFICATION TO BOARD – HIRING OF ADDITIONAL CHARTER
SCHOOL COACHES FOR 2021-22 SCHOOL YEAR***

Orcutt Academy Charter HS:

Varsity Tennis, Girl's
Junior Varsity Basketball, Girl's
Softball

Art Lopez, Coach
Kristy Tumbaga, Co-Coach
Jason Salinas, Asst. Coach

Volunteers:

*Volunteer coaches are required to submit the same paperwork as paid positions and meet the State Certification requirements. They are no longer required to hold an ASCC certificate from the CTC but instead submit fingerprints to FBI and DOJ for background checks reportable to the Orcutt Union School District



Orcutt Union School District

Certificated Personnel Action Report

March 9, 2022

TO: Dr. Holly Edds, Superintendent

FROM: Susan Salucci, Assistant Superintendent / Human Resources

RE: Recommendations for Board Approval and Ratification

NAME	SCHOOL	CLASS/STEP	SALARY	EFFECTIVE DATE	ACTION INFORMATION
Bertolid, Janet	District	Hourly	\$50	1/13-1/27/22	First 5 Grant, 2.5 hrs
Chamberlain, John	District	Hourly	\$28	12/8-12/17/21	After school hours, long term sub coverage, 14.67 hrs
Cruz, Brandon	Alice Shaw	IV-2	\$54,777	2022-23	Probationary
Culbara, Sydney	Orcutt Academy HS	V-7	\$67,673	2022-23	Tenure
Cutler, Elizabeth	Lakeview JHS	VI-11	\$80,926	2022-23	Tenure, 100%
Emp # 72				6/8/2022	Release, Short Term Contract
Emp # 111				6/8/22	Release, Long Term Sub
Emp # 114				6/8/2022	Release, Temporary Contract
Emp # 167				6/8/2022	Release, Temporary Contract
Emp # 237				6/8/2022	Release, Short Term Contract
Emp # 301				6/8/2022	Release, Temporary Contract
Emp # 317				6/8/2022	Release, Short Term Contract
Emp # 364				6/8/2022	Release, Short Term Contract
Emp # 450				6/8/2022	Release, Short Term Contract
Emp # 480				6/8/2022	Release, Short Term Contract
Emp # 493				6/8/2022	Release, Short Term Contract

*To be prorated

NAME	SCHOOL	CLASS/ STEP	SALARY	EFFECTIVE DATE	ACTION INFORMATION
Emp # 582				6/8/2022	Release, Short Term Contract
Emp # 608				6/8/22	Release, Long Term Sub
Emp # 796				6/8/2022	Resignation
Emp # 936				6/8/2022	Release, Short Term Contract
Emp # 986				6/8/2022	Release, Short Term Contract
Emp # 1026				6/8/22	Release, Long Term Sub
Emp # 1039				6/8/2022	Release, Short Term Contract
Emp # 1101				6/8/2022	Release, Temporary Contract
Emp # 1168				6/8/2022	Release, Short Term Contract
Emp # 1176				6/8/22	Release, Long Term Sub
Emp # 1192				2022-23	Resignation
Emp # 1227				6/8/2022	Release, Short Term Contract
Emp # 1238				6/8/2022	Release, Short Term Contract
Emp # 1345				6/8/2022	Release, Short Term Contract
Emp # 1396				6/8/22	Release, Long Term Sub
Emp # 1401				6/8/2022	Release, Temporary Contract
Emp # 1442				6/8/2022	Release, Temporary Contract
Emp # 1480				6/8/2022	Release, Short Term Contract
Emp # 1532				6/8/2022	Release, Temporary Contract
Emp # 1540				6/8/2022	Release, Temporary Contract
Emp # 1555				6/8/2022	Release, Short Term Contract
Emp # 1560				6/8/2022	Release, Short Term Contract
Emp # 1654				6/8/2022	Release, Temporary Contract
Emp # 1716				6/8/2022	Release, Short Term Contract
Emp # 1721				6/8/2022	Release, Temporary Contract
Emp # 1725				6/8/2022	Release, Short Term Contract

*To be prorated

NAME	SCHOOL	CLASS/ STEP	SALARY	EFFECTIVE DATE	ACTION INFORMATION
Emp # 1732				6/8/2022	Release, Short Term Contract
Emp # 1736				6/8/2022	Release, Short Term Contract
Emp # 1780				6/8/2022	Release, Short Term Contract
Emp # 1803				6/8/2022	Release, Short Term Contract
Emp # 1807				6/8/2022	Release, Temporary Contract
Emp # 1830				6/8/2022	Release, Temporary Contract
Emp # 1835				6/8/2022	Release, Temporary Contract
Emp # 1844				6/8/2022	Release, Short Term Contract
Emp # 1852				6/8/2022	Release, Temporary Contract
Emp # 1882				6/8/22	Release, Long Term Sub
Emp # 1885				6/8/2022	Release, Short Term Contract
Emp # 1928				6/8/2022	Release, Non-Re-Elect, Probationary
Emp # 1951				6/8/2022	Resignation
Emp # 1952				6/8/2022	Release, Temporary Contract
Emp # 1954				6/8/2022	Release, Temporary Contract
Emp # 1968				6/8/2022	Release, Short Term Contract
Emp # 1975				6/8/2022	Release, Short Term Contract
Emp # 1988				6/8/22	Release, Long Term Sub
Emp # 1991				6/8/2022	Release, Short Term Contract
Emp # 1993				6/8/2022	Release, Temporary Contract
Emp # 2006				6/8/2022	Release, Temporary Contract
Emp # 2015				6/8/2022	Resignation
Emp # 2027				6/8/2022	Release, Temporary Contract
Emp # 2037				6/8/22	Release, Long Term Sub
Emp # 2040				6/8/2022	Release, Temporary Contract
Emp # 2044				6/8/2022	Release, Temporary Contract

*To be prorated

NAME	SCHOOL	CLASS/STEP	SALARY	EFFECTIVE DATE	ACTION INFORMATION
Emp # 2049				6/8/2022	Release, Temporary Contract
Emp # 2082				6/8/2022	Resignation
Emp # 2098				6/8/2022	Release, Short Term Contract
Emp # 2099				6/8/2022	Release, Short Term Contract
Emp # 2124				6/8/22	Release, Long Term Sub
Emp # 2125				6/8/2022	Release, Short Term Contract
Emp # 2140				6/8/22	Release, Long Term Sub
Emp # 2148				6/8/22	Release, Long Term Sub
Emp # 2152				6/8/22	Release, Long Term Sub
Emp # 2156				6/8/22	Release, Long Term Sub
Emp # 2171				6/8/22	Release, Long Term Sub
Gonzalez, Gillian	Orcutt Academy HS	VI-7	\$70,889	2022-23	Probationary
Gonzalez, Susana	Orcutt Academy HS	VI-6	\$68,580	2022-23	Tenure
Isaacson, Ted	Joe Nightingale	11-7	\$100,350	2022-23	Probationary
Jirka, Aline	Patterson Road	VI-6	\$68,580	2022-23	Probationary
Johns, Jolynn	District	Hourly	\$30	1/11-1/27/22	Proctoring, 14 hrs
Jones, Cara	Undetermined	IV-1	\$53,002 \$7,500	2022-23	Probationary Signing Bonus (paid over 2 years)
Karamitsos, Beth	Patterson Road	V-20	\$97,510	2022-23	Return to Fulltime Status
Lopez, Arthur	Orcutt Academy HS	Stipend	\$1,400	2022-23	Girls Varsity Tennis Coach
Martinez, Maritza	Joe Nightingale	VI-3	\$62,104	2022-23	Tenure
Mena, Stephanie	Undetermined	VI-5	\$66,351 \$7,500	2022-23	Probationary Signing Bonus (paid over 2 years)
Miller, Heidi	Orcutt Academy HS	Extra Duty	\$40/hr	12/20821 1/7-1/28/22	Home & Hospital, 1 hr Spanish Support, 13.75 hrs
Mussell, Katelyn	Pine Grove	V-4	\$61,285	2022-23	Tenure
O'Keefe, Carrie	Lakeview JHS	III-7	\$61,684	2022-23	Probationary
O'Keefe, Kylie	Joe Nightingale	II-7	\$100,350	2022-23	Probationary
Penk, Heather	Orcutt Academy HS	Extra Duty	\$40/hr	1/2-1/7/22	Winter Recovery, 23 hrs
Perez, Cecilia	District	V-8	\$69,952 \$7,500	2022-23	Tenure Signing Bonus (paid over 2 years)

*To be prorated

NAME	SCHOOL	CLASS/STEP	SALARY	EFFECTIVE DATE	ACTION INFORMATION
Pollock, Christin	District Ralph Dunlap	Extra Duty V-13	\$40/hr \$82,545	1/10-1/26/22 2022-23	Home & Hospital, 6 hrs Return to Fulltime Status
Ramirez, Amanda	Pine Grove	V-3	\$59,296	2022-23	Tenure
Ramirez, Nancy	Joe Nightingale	III-5	\$57,741	2022-23	Tenure
Rianda, Terry	District	Hourly Daily	\$50 \$525	1/12-1/26/22 1/24-1/31/22	Induction Mentor, 3 hrs APE Support Teacher, 16.5 hrs
Riggs, Isabel	Orcutt Academy K-8	VI-8	\$73,272	2022-23	Tenure
Robertson, Sienna	Orcutt JHS	VI-6	\$68,580	2022-23	Probationary
Salinas, Jason	Orcutt Academy HS	Stipend	\$800	2022-23	Varsity Softball Assistant Coach
Severance, Jenee	District	Daily	\$500	1/20-1/27/22	Administrative Sub
Slezak, Sarah	Orcutt Academy HS	Extra Duty	\$40/hr	1/2-1/7/22	Winter Recovery, 23 hrs
Snow, Cory	Lakeview JHS	VI-8	73,272	2022-23	Tenure
Swack, Stephanie	Joe Nightingale	Stipend	\$956	2022-23	Yearbook Advisor
Thompson, Daniel	Lakeview JHS	II-5	\$95,982	2022-23	Probationary
Tumbaga, Kristy	Orcutt Academy HS	Stipend	\$1,066*	2022-23	Girls JV Basketball Coach (shared)
Villasenor, Jessica	Olga Reed	II-5	\$55,131	2022-23	Return to Fulltime Status
Washington, Yana	Olga Reed	VI-4	\$64,191	2022-23	Probationary
Wells, John	Orcutt Academy HS	III-2	\$52,303	2022-23	Probationary, 40% Temporary, 60%
Widy, Sarah	Pine Grove	II-4	\$93,870	2022-23	Probationary
Yamamoto, Alana	Orcutt Academy HS	VI-6	\$68,580	2022-23	Return to Fulltime Status
Zimmerman, Lauren	District	Extra Duty	\$40/hr	1/3-1/28/22	Home & Hospital, 24 hrs

*To be prorated

**ORCUTT UNION SCHOOL DISTRICT
BOARD OF TRUSTEES
REGULAR MEETING MINUTES
FEBRUARY 23, 2022**

CALL TO ORDER

A regular meeting of the Board of Trustees of the Orcutt Union School District was held on Wednesday, February 23, 2022, in the District Board Room, beginning with Mark Steller calling Public Session to order at 6:00 p.m. The Pledge of Allegiance was led by Sandy Knight. It was moved by Melanie Waffle seconded by Shaun Henderson to adopt the February 23, 2022 agenda. Members Present: Steller, Henderson, Morinini, and Waffle. Absent: Phillips. Administrators Present: Edds, Salucci, Dana, and Knight.

CLOSED SESSION PUBLIC COMMENTS

None

ADJOURN TO CLOSED SESSION

It was moved by Lisa Morinini seconded by Shaun Henderson and carried to adjourn to Closed Session at 6:02 p.m. Ayes: Steller, Henderson, and Morinini, and Waffle.

RECONVENE TO PUBLIC SESSION

The meeting reconvened to Public Session at 6:31 p.m. Mark Steller reported that no action was taken during closed session.

SUPERINTENDENT'S REPORT

Isis King, OAHS ASB VP, gave an update regarding all the activities and service projects they have going on in the upcoming weeks. Nikki Sorenson and students gave a presentation on what it means to have Patterson Pride and Dr. Holly Edds gave a Covid-19 update.

ITEMS FROM THE BOARD

Shaun Henderson congratulated OAHS Girls Basketball on an outstanding season and thanked Mr. Verch for volunteering to announce their games. He also shared that Joe Nightingale had a successful, positive, and fun sixth grade Outdoor School trip. Lisa Morinini thanked Joslyn Hodson, a TOSA at Lakeview, for going above and beyond coordinating intervention and shared that Orcutt Jr. High met their Gravity Water Campaign fundraising goal where they partnered with a "sister school" in Vietnam to get them fresh, clean, drinking water. Melanie Waffle congratulated Susie Hinden, from Patterson Rd., for being named February teacher of the month for KEYT and KKF's February Teacher of the Month. Mark Steller highlighted our stellar Robotics and Drama programs and shared that everyone on the Orcutt Jr. Campus enjoyed the therapy dogs that came out for a visit.

PUBLIC COMMENT

Joey Trama, Aria Martinez, Liam Araya, Madison Ramirez, Bella Araya, Alyssa Araya, Christie Ortiz, Julie Martinez, Chloe Ann Martinez spoke about masking mandates. April Sargent spoke about COVID-19 testing protocols, and Leslie Wagonseller and Rusty Gordon, recognized Dr. Holly Edds as she is the inaugural recipient of the annual Erik Frost Award.

CONSENT AGENDA ITEMS

- A. Classified Personnel Action Report
- B. Hiring of Additional Charter School Coaches for the 2021-2022 School Year
- C. Certificated Personnel Action Report
- D. Approval of January 12, 2022 Regular Board Meeting Minutes
- E. Approval of February 1, 2022 Special Board Meeting Minutes
- F. Approval of Warrants
- G. Williams Quarterly Report
- H. Board Policy 0420.42 Charter School Renewal, for the second reading
- I. Board Policy 1312.3 Uniform Complaint Procedures, for the second reading
- J. Notice of Completion for the Joe Nightingale School Painting Project
- K. Revisions to the Orcutt Union School District Governance Handbook

It was moved by Melanie Waffle seconded by Shaun Henderson and carried to approve consent agenda items A –K, as submitted. Ayes: Steller, Henderson, Morinini, and Waffle.

ACTION ITEMS

California School Boards Association (CSBA) Delegate Assembly Ballot

It was moved by Shaun Henderson seconded by Lisa Morinini and carried to vote for Peter Wright to represent subregion 11-A on CSBA's Delegate Assembly, as submitted. Ayes: Steller, Henderson, Morinini, and Waffle

Request for Proposal for E-RATE Wide Area Network (WAN)

It was moved by Shaun Henderson seconded by Melanie Waffle and carried to approve RFP for E-Rate Wide Area Network, as submitted. Ayes: Steller, Henderson, Morinini, and Waffle.

Request for Proposal for E-RATE Network Equipment

It was moved by Melanie Waffle seconded by Lisa Morinini and carried to approve the RFP for E-Rate Network Equipment, as submitted. Ayes: Steller, Henderson, Morinini, and Waffle.

Request for Proposal for Junior High School Integrated Camera and Sensor System

It was moved by Lisa Morinini seconded by Shaun Henderson and carried to approve the RFP for Junior High School Integrated Camera and Sensor System, as submitted. Ayes: Steller, Henderson, Morinini, and Waffle.

Approval of Grants from Santa Barbara County Air Pollution Control District and Central Coast Community Energy to Purchase an Electric School Bus

It was moved by Shaun Henderson seconded by Lisa Morinini and carried to approve the grants from Santa Barbara County Air Pollution Control District and Central Coast Community Energy to Purchase an Electric School Bus, as submitted. Ayes: Steller, Henderson, Morinini, and Waffle.

Piggyback Bid Authorization for the Purchase of an Electric School Bus

It was moved by Shaun Henderson seconded by Lisa Morinini and carried to approve the Piggyback Bid Authorization for the Purchase of an Electric School Bus, as submitted. Ayes: Steller, Henderson, Morinini, and Waffle.

Information Only:

Annual Mid-Year LCAP Update

Safe Schools Plans for all Orcutt Union School District School Sites

It was moved by Shaun Henderson seconded by Lisa Morinini and carried to approve the Safe Schools Plans for all Orcutt Union School District Sites, as submitted. Ayes: Steller, Henderson, Morinini, and Waffle.

Board Policy 5148 Child Care and Development

It was moved by Lisa Morinini seconded by Shaun Henderson and carried to approve the revised Board Policy 5148 Child Care and Development for the first reading and that it be placed on the next Consent Agenda for the second reading. Ayes: Steller, Henderson, Morinini, and Waffle.

Board Policy 5148.2 Before/After School Programs

It was moved by Lisa Morinini seconded by Shaun Henderson and carried to approve the revised Board Policy 5148.2 Before/After School Programs for the first reading and that it be placed on the next Consent Agenda for the second reading. Ayes: Steller, Henderson, Morinini, and Waffle.

Board Policy 5148.3 Preschool/Early Childhood Education

It was moved by Shaun Henderson seconded by Melanie Waffle and carried to approve the revised Board Policy 5148.3 Preschool/Early Childhood Education for the first reading and that it be placed on the next Consent Agenda for the second reading. Ayes: Steller, Henderson, Morinini, and Waffle.

Board Policy 6112 School Day

It was moved by Lisa Morinini seconded by Shaun Henderson and carried to approve the revised Board Policy 6112 School Day for the first reading and that it be placed on the next Consent Agenda for the second reading. Ayes: Steller, Henderson, Morinini, and Waffle.

Board Policy 6143 Courses of Study

It was moved by Melanie Waffle seconded by Lisa Morinini and carried to approve the revised Board Policy 6143 Courses of Study for the first reading and that it be placed on the next Consent Agenda for the second reading. Ayes: Steller, Henderson, Morinini, and Waffle.

Board Policy 6158 Independent Study

It was moved by Lisa Morinini seconded by Shaun Henderson and carried to approve the revised Board Policy 6158 Independent Study for the first reading and that it be placed on the next Consent Agenda for the second reading. Ayes: Steller, Henderson, Morinini, and Waffle.

Board Policy 6170.1 Transitional Kindergarten

It was moved by Shaun Henderson seconded by Lisa Morinini and carried to approve the revised Board Policy 6170.1 Transitional Kindergarten for the first reading and that it be placed on the next Consent Agenda for the second reading. Ayes: Steller, Henderson, Morinini, and Waffle.

GENERAL ANNOUNCEMENT

Unless otherwise noticed, the next regular Board meeting is scheduled for Wednesday, March 9, 2022 beginning with Closed Session at 6:05 p.m., Open Session at 6:30 p.m. and a Special Curriculum Board Meeting on Tuesday, March 2, 2022 at 6:00 p.m. in the District Office Board Room, 500 Dyer St., Orcutt, CA 93455

ADJOURN TO CLOSED SESSION

It was moved by Melanie Waffle seconded by Lisa Morinini and carried to adjourn to Closed Session at 8:23 p.m. Ayes: Steller, Henderson, Morinini, and Waffle.

RECOVERED TO OPEN SESSION

The Meeting was reconvened to Public Session at 9:35 p.m. Mark Steller reported that no action was taken during Closed Session.

ADJOURN

It was moved by Lisa Morinini and seconded by Shaun Henderson and carried to adjourn the meeting at 9:36 p.m. Ayes: Steller, Henderson, Morinini, and Waffle

Holly Edds, Ed.D. Board Secretary

Shaun Henderson, Clerk, Board of Trustee

**ORCUTT UNION SCHOOL DISTRICT
BOARD OF TRUSTEES
SPECIAL CURRICULUM
MEETING MINUTES
March 2, 2022**

CALL TO ORDER

A special curriculum meeting of the Board of Trustees of the Orcutt Union School District was held on Wednesday, March 2, 2022, in the District Board Room, beginning with Mark Steller calling Public Session to order at 6:00 p.m. The Pledge of Allegiance was led by Shaun Henderson. It was moved by Liz Phillips seconded by Shaun Henderson to adopt the March 2, 2022 agenda. Members Present: Steller, Henderson, Morinini, Phillips, and Waffle. Administrators Present: Edds, Salucci, Dana.

PUBLIC COMMENT

Mary Francisco, Mary Lee and Shannon Day spoke in support of a fellow employee.

ACTION ITEMS

Potential OAHS Girls Basketball CIF State Tournament Overnight Trip

It was moved by Lisa Morinini seconded by Melanie Waffle and carried to approve the potential OAHS Girls Basketball CIF State Tournament Overnight Trip, as submitted. Ayes: Steller, Henderson, Morinini, Phillips, and Waffle.

SPECIAL CURRICULUM BOARD MEETING

Math Achievement Update
TOSA Support at School Sites Update
Emergency Preparedness Presentation
UC A-G Completion Improvement Grant Update
Science Camp at Catalina Island Marine Institute Report

CLOSED SESSION PUBLIC COMMENTS

None

ADJOURN TO CLOSED SESSION

It was moved by Liz Phillips seconded by Lisa Morinini and carried to adjourn to Closed Session at 7:49 p.m. Ayes: Steller, Henderson, and Morinini, Phillips, and Waffle.

RECONVENE TO PUBLIC SESSION

The meeting reconvened to Public Session at 8:56 p.m. Mark Steller reported that no action was taken during closed session.

GENERAL ANNOUNCEMENT

Unless otherwise noticed, the next regular Board meeting is scheduled for Wednesday, March 9, 2022 beginning with Closed Session at 6:05 p.m., Open Session at 6:30 p.m. in the District Office Board Room, 500 Dyer St., Orcutt, CA 93455

ADJOURN

It was moved by Melanie Waffle seconded by Shaun Henderson and carried to adjourn the meeting at 8:56 p.m. Ayes: Steller, Henderson, Morinini, Phillips, and Waffle.

Holly Edds, Ed.D. Board Secretary

Shaun Henderson, Clerk, Board of Trustee

Checks Dated 02/16/2022 through 03/01/2022

Board Meeting Date March 9, 2022

Check Number	Check Date	Pay to the Order of	Check Amount
01-682515	02/18/2022	Ai-Media Technologies LLC	3,270.75
01-682516	02/18/2022	Alexander Ortiz	44.00
01-682517	02/18/2022	Almadin, Rose	4.39
01-682518	02/18/2022	Amazon Capital Services, Inc.	6,501.95
01-682519	02/18/2022	Believe Productions, Inc. Spirit Gear, Custom Pro Direct	1,619.85
01-682520	02/18/2022	Blick Art Materials	248.41
01-682521	02/18/2022	Camp Whittier	22,160.00
01-682522	02/18/2022	Cen-San, Inc	7,780.54
01-682523	02/18/2022	Chris Taylor	160.00
01-682524	02/18/2022	Comphealth Medical Staffing	2,887.97
01-682525	02/18/2022	Discount School Supply	407.09
01-682526	02/18/2022	Enrique Hernandez	160.00
01-682527	02/18/2022	Erik Ramos-Razo	80.00
01-682528	02/18/2022	Ewing, Inc.	638.72
01-682529	02/18/2022	ExxonMobil	432.03
01-682530	02/18/2022	Ferguson Enterprises Inc #1350	154.30
01-682531	02/18/2022	Gateway Fundraising Account #414	3,791.19
01-682532	02/18/2022	Golden State Water Company	5,298.82
01-682533	02/18/2022	Golden State Water Company	1,198.61
01-682534	02/18/2022	Golden State Water Company	1,951.03
01-682535	02/18/2022	Gopher Sports	447.03
01-682536	02/18/2022	Greg Verch	25.00
01-682537	02/18/2022	Home Depot Credit Services	4,189.55
01-682538	02/18/2022	Ian Tetley	68.00
01-682539	02/18/2022	Images Screen Printing	2,420.78
01-682540	02/18/2022	Impulse Advanced Communication	3,751.13
01-682541	02/18/2022	Industrial Medical Group of Santa Maria Valley	295.00
01-682542	02/18/2022	Jacob Guzman	70.00
01-682543	02/18/2022	Jeffrey Long	80.00
01-682544	02/18/2022	Jim Zepeda	240.00
01-682545	02/18/2022	Joaquin Marquez	61.00
01-682546	02/18/2022	LHP Music, Inc. Nick Rail Music	35.55
01-682547	02/18/2022	Lozano Smith, LLP	13,510.15
01-682548	02/18/2022	Marchmaster, Inc	4,684.90
01-682549	02/18/2022	Maxim Healthcare Svcs. Inc.	20,706.00
01-682550	02/18/2022	Michael Laffin	80.00
01-682551	02/18/2022	Michael Marsden	82.00
01-682552	02/18/2022	Miguel Sanchez Lopez	68.00
01-682553	02/18/2022	More Office Solutions Ray Morgan Company	127.14
01-682554	02/18/2022	Noble Power Equipment	73.41
01-682555	02/18/2022	Office Depot	1,524.05
01-682556	02/18/2022	Old Town Shirt Factory, Inc.	431.30
01-682557	02/18/2022	Orbach Huff Suarez & Henderson LLP	162.00
01-682558	02/18/2022	Orcutt Fuel Services, LLC Splash N Dash, Orcutt	28.00
01-682559	02/18/2022	O'Reilly Auto Parts	107.25
01-682560	02/18/2022	Pearson Education, Inc.	2,591.37
01-682561	02/18/2022	Perma-Bound	116.07
01-682562	02/18/2022	Phil Shore	61.00
01-682563	02/18/2022	Quadient Finance USA, Inc. NeoFunds	596.17

The preceding Checks have been issued in accordance with the District's Policy and authorization of the Board of Trustees. It is recommended that the preceding Checks be approved.

ESCAPE ONLINE

Page 1 of 4

Checks Dated 02/16/2022 through 03/01/2022

Board Meeting Date March 9, 2022

Check Number	Check Date	Pay to the Order of	Check Amount
01-682564	02/18/2022	Rick Wilson	82.00
01-682565	02/18/2022	Romine, Michelle S	155.00
01-682566	02/18/2022	Santa Barbara County E.H.S.	1,323.00
01-682567	02/18/2022	Santa Barbara County Parks Community Services	45.00
01-682568	02/18/2022	Santa Maria Tire Inc	1,243.45
01-682569	02/18/2022	SHARON STEVENSON	35.00
01-682570	02/18/2022	Simun Psych Asmt Group PC	6,500.00
01-682571	02/18/2022	Softchoice Corporation	16,707.60
01-682572	02/18/2022	Streator Pipe & Supply	168.35
01-682573	02/18/2022	Suzanne Sealey Walker	70.00
01-682574	02/18/2022	Sysco Ventura	43,747.69
01-682575	02/18/2022	Tech Time Communications Inc	1,558.75
01-682576	02/18/2022	Todd Whitaker	6,000.00
01-682577	02/18/2022	United Refrigeration Inc.	294.54
01-682578	02/18/2022	United Rentals	386.02
01-682579	02/18/2022	United Staffing Assoc., LLC	46.51
01-682580	02/18/2022	Valley Fencing	900.00
01-682581	02/18/2022	Vista Higher Learning	499.35
01-682582	02/18/2022	Wayne Pierce	80.00
01-682583	02/18/2022	West Coast Heating & Cooling	677.13
01-683338	02/28/2022	Albertsons / Safeway	137.52
01-683339	02/28/2022	Amazon Capital Services, Inc.	2,941.20
01-683340	02/28/2022	Boombah, Inc.	1,402.62
01-683341	02/28/2022	Brickey, Patrick E	215.00
01-683342	02/28/2022	CA School Nutrition Asso.	55.00
01-683343	02/28/2022	Camp Whittier	2,640.00
01-683344	02/28/2022	CDW Government Inc.	9,056.49
01-683345	02/28/2022	CED - Orange/L.A.	471.84
01-683346	02/28/2022	Chelsey Michaelis	35.00
01-683347	02/28/2022	Chip Cooper's Roofing Co, Inc.	3,613.00
01-683348	02/28/2022	Chris Taylor	80.00
01-683349	02/28/2022	City Of Santa Maria Parks & Recreation Dept.	296.30
01-683350	02/28/2022	Cleveland, Paul A	215.00
01-683351	02/28/2022	College Entrance Exam Board	7,318.00
01-683352	02/28/2022	Comphealth Medical Staffing	2,878.61
01-683353	02/28/2022	Cutler, Elizabeth S	180.00
01-683354	02/28/2022	Dick Blick Art Materials	692.74
01-683355	02/28/2022	Dweebwood & Stenchpot Gavin's Books	631.95
01-683356	02/28/2022	Eileen Shibata	475.00
01-683357	02/28/2022	Erik Ramos-Razo	80.00
01-683358	02/28/2022	Ewing, Inc.	422.14
01-683359	02/28/2022	Faciltron, Inc.	407.68
01-683360	02/28/2022	FedEx	36.46
01-683361	02/28/2022	Fuson, Claudia	1,482.25
01-683362	02/28/2022	Golden State Water Company	300.00
01-683363	02/28/2022	Golden State Water Company	205.79
01-683364	02/28/2022	Golden State Water Company	2,758.50
01-683365	02/28/2022	Golden State Water Company	803.06
01-683366	02/28/2022	Golden State Water Company	1,023.84

The preceding Checks have been issued in accordance with the District's Policy and authorization of the Board of Trustees. It is recommended that the preceding Checks be approved.

ESCAPE ONLINE

Page 2 of 4

Checks Dated 02/16/2022 through 03/01/2022

Board Meeting Date March 9, 2022

Check Number	Check Date	Pay to the Order of	Check Amount
01-683367	02/28/2022	Golden State Water Company	300.00
01-683368	02/28/2022	Gopher Sports	709.54
01-683369	02/28/2022	Greg Verch	50.00
01-683370	02/28/2022	Impulse Advanced Communication	43.13
01-683371	02/28/2022	Industrial Medical Group of Santa Maria Valley	605.00
01-683372	02/28/2022	Jacob Guzman	35.00
01-683373	02/28/2022	Joseph Constrn & Csltg Inc dba Joseph Engineering	988.00
01-683374	02/28/2022	Justin Jackson Plumb Srv, Inc	1,375.00
01-683375	02/28/2022	Kelly Lund	885.59
01-683376	02/28/2022	Kirkland, Keri E	215.00
01-683377	02/28/2022	Leyva, Alysah U	340.99
01-683378	02/28/2022	LHP Music, Inc. Nick Rail Music	538.75
01-683379	02/28/2022	Marc Debernardi	80.00
01-683380	02/28/2022	Markee, Bethany D	200.94
01-683381	02/28/2022	Matthew Barsotti Charter Draw	1,000.00
01-683382	02/28/2022	Maxim Healthcare Svcs. Inc.	19,338.90
01-683383	02/28/2022	Michael Laffin	80.00
01-683384	02/28/2022	Michelle Aguilar	637.50
01-683385	02/28/2022	Mindful Psychology SLO	4,650.00
01-683386	02/28/2022	Nasn	105.00
01-683387	02/28/2022	Noble Power Equipment	253.23
01-683388	02/28/2022	Office Depot	3,730.70
01-683389	02/28/2022	Old Orcutt Merchants Assoc.	85.00
01-683390	02/28/2022	OReilly Auto Parts	46.30
01-683391	02/28/2022	Par	858.50
		Unpaid Tax	28.44
		Expensed Amount	886.94
01-683392	02/28/2022	Pawley, Jeffrey D	180.00
01-683393	02/28/2022	PCPA Box Office Attn: Cynthia Valdez	477.50
01-683394	02/28/2022	SALT Software, LLC	126.40
01-683395	02/28/2022	Sanders, Gregory Y	180.00
01-683396	02/28/2022	Santa Barbara County	471.48
01-683397	02/28/2022	SB County Ed. Office SBCEO	357.00
01-683398	02/28/2022	Sisc Life Insurance	80.00
01-683399	02/28/2022	Sisc Life Insurance	339.64
01-683400	02/28/2022	SISC Life Insurance	140.40
01-683401	02/28/2022	Smith Pipe & Supply	515.40
01-683402	02/28/2022	Speer, Raymond M	260.72
01-683403	02/28/2022	Star Drug Testing	420.00
01-683404	02/28/2022	Steve Straight	85.00
01-683405	02/28/2022	Super Duper Inc	1,956.41
01-683406	02/28/2022	The Gas Company	11,667.29
01-683407	02/28/2022	ThinkCERCA.com inc.	1,550.00
01-683408	02/28/2022	United Staffing Assoc., LLC	209.30
		Total Number of Checks	140
			292,964.49

Fund Recap

Fund	Description	Check Count	Expensed Amount
------	-------------	-------------	-----------------

The preceding Checks have been issued in accordance with the District's Policy and authorization of the Board of Trustees. It is recommended that the preceding Checks be approved.

ESCAPE ONLINE

Page 3 of 4

Checks Dated 02/16/2022 through 03/01/2022

Board Meeting Date March 9, 2022

Check Number	Check Date	Pay to the Order of	Check Amount
--------------	------------	---------------------	--------------

Fund Recap

<u>Fund</u>	<u>Description</u>	<u>Check Count</u>	<u>Expensed Amount</u>
01	General Fund	104	213,053.84
09	Charter Schl Spec Rev Fund	49	34,216.59
12	Child Dvlpmt Fund	1	407.09
13	Cafeteria Spec Rev Fund	5	45,153.41
40	Spec Resv Cap Outlay Proj 1	1	162.00
Total Number of Checks		140	292,992.93
Less Unpaid Tax Liability			28.44
Net (Check Amount)			292,964.49

The preceding Checks have been issued in accordance with the District's Policy and authorization of the Board of Trustees. It is recommended that the preceding Checks be approved.

ESCAPE ONLINE

Page 4 of 4

Students

BP 5148 (a)

CHILD CARE AND DEVELOPMENT

The Governing Board desires to provide child care and development services which meet the developmental needs of children and offer a convenient child care alternative for parents/guardians in the community.

The Board shall enter into a contract with the California Department of Social Services (CDSS) for the provision of child care and development services by the district.

The district shall work cooperatively with the local child care and development planning council, public and private agencies, parents/guardians, and other community members to assess child care needs in the community, establish program priorities, obtain ongoing feedback on program quality, and supply information about child care options.

The Board shall approve for the district's child care and development program a written philosophical statement, goals, and objectives that reflect the cultural and linguistic characteristics of the families to be served and address the program components specified in 5 CCR 18272-18281 and the accompanying administrative regulation. (5 CCR 18271)

When a district child care program is physically closed by local or state public health order due to the COVID-19 pandemic, the district shall provide distance learning when required to do so as a condition of funding or when required by law.

Eligibility and Enrollment

Child care admissions policies and procedures shall be in writing and available to the public. Such policies and procedures shall include criteria designating those children whose needs can be met by the center's program and services, the ages of children who will be accepted, program activities, any supplementary services provided, any field trip provisions, any transportation arrangements, food service provisions, and health examination requirements. (5 CCR 18105; 22 CCR 101218)

The Superintendent or designee shall ensure that subsidized child care is provided to eligible families to the extent that state and/or federal funding is available and shall establish in accordance with enrollment priorities in accordance with Education Code 8263 and 5 CCR 18106. specified in Welfare and Institutions Code 10271 and 5 CCR 18106.

To the extent that space is available after the enrollment of children who are eligible for subsidized services, priority for admissions shall be given to district students, children of district students, and children of district employees.

A child's eligibility for transitional kindergarten enrollment shall not impact family eligibility for a childcare or preschool program. (Education Code 48000)

CHILD CARE AND DEVELOPMENT

Staffing

The Superintendent or designee shall ensure that individuals working in child care and development programs have the necessary qualifications and have satisfied all legal requirements.

Facilities

Upon recommendation of the Superintendent or designee, the Board may approve any of the following for the provision of child care and development services:

1. The use of existing district facilities that have capacity
2. Renovation or improvement of district facilities to make them suitable for such services
3. Purchase of relocatable child care facilities
4. Inclusion of child care facilities in any new construction
5. Agreement with a public agency or community organization for the use of community facilities

The Superintendent or designee shall ensure that facilities used for child care services meet all applicable health and safety standards. (5 CCR 18020; 22 CCR 101238-101239.2)

Complaints

For a licensed child care center, any complaint alleging health and safety violations shall be referred to CDSS. (5 CCR 4611).

Any other alleged violation of state or federal laws governing child care and development programs shall be investigated and resolved using the district's procedures in BP/AR 1312.3 - Uniform Complaint Procedures.

Program Evaluation

The Superintendent or designee shall annually conduct an evaluation of the district's child care and development services in accordance with state requirements. The results of the evaluation shall be used to develop an action plan which establishes program goals and objectives for the coming year and addresses any areas identified as needing improvement. (5 CCR 18279-18281)

Students
CHILD CARE AND DEVELOPMENT

BP 5148 (c)

State:

22 CCR 101151-101239.2: General requirement, licensed child care centers
22 CCR 101212-101231: Continuing requirements
22 CCR 101237-101239.2: Facilities and equipment
5 CCR 18000-18434: Child care and development programs
5 CCR 18012-18122: General requirements
5 CCR 18180-18192: Federal and state migrant programs
5 CCR 18210-18213: Severely handicapped program
5 CCR 18220-18231: Alternative payment program
5 CCR 18240-18248: Resource and referral program
5 CCR 18270-18281: Program quality, accountability
5 CCR 18290-18292: Staffing ratios
5 CCR 18295: Waiver of qualifications for site supervisor
5 CCR 18300-18308: Appeals and dispute resolution
5 CCR 4610-4687: Uniform complaint procedures
5 CCR 80105-80125: Commission on Teacher Credentialing, child care and development permits
Ed. Code 49540-49546: Child care food program
Ed. Code 49570: National School Lunch program
Ed. Code 56244: Staff development funding
Ed. Code 8200-8209: General provisions for child care and development services
Ed. Code 8200-8499.10: Child Care and Development Services Act
Ed. Code 8210-8216: Resource and referral program
Ed. Code 8220-8226: Alternative payment program
Ed. Code 8230-8233: Migrant child care and development program
Ed. Code 8235-8239: California state preschool program
Ed. Code 8240-8244: General child care programs
Ed. Code 8250-8252: Programs for children with special needs
Ed. Code 8263: Eligibility and priorities for subsidized child development services
Ed. Code 8263.3: Disenrollment of families due to reduced funding levels
Ed. Code 8263.4: Enrollment of students ages 11-12 years
Ed. Code 8273-8273.3: Fees
Ed. Code 8278.3: Child Care Facilities Revolving Fund
Ed. Code 8360-8370: Personnel qualifications
Ed. Code 8400-8409: Contracts
Ed. Code 8482-8484.65: After School Education and Safety Program
Ed. Code 8484.7-8484.8: 21st Century community learning centers
Ed. Code 8493-8498: Facilities
Ed. Code 8499-8499.7: Local planning councils
H&S Code 120325-120380: Immunization requirements
H&S Code 1596.70-1596.895: California Child Day Care Act
H&S Code 1596.90-1597.21: Day care centers

Federal

42 USC 1751-1769j: National School Lunch Program
42 USC 9831-9852: Head Start programs
42 USC 9858-9858q: Child care and development block grant
45 CFR 98.2-98.93: Child care and development fund
7 CFR 210.1-210.31: National School Lunch Program

Management Resources

California Department of Education Publication: Keeping Children Healthy in California's Child Care Environments: Recommendations to Improve Nutrition and Increase Physical Activity, 2010
California Department of Education Publication: Uniform Complaint Procedures, 2014

Students

BP 5148 (d)

CHILD CARE AND DEVELOPMENT

California Department of Education Publication: 12-07 Disenrollment due to Maximum Reimbursable Amount Reduction, Management Bulletin, July 2012

California Department of Education Publication: 14-03a Revised Child Care and Development Fee Schedule, Management Bulletin, September 2014

Court Decision: CBS Inc. v. The Superior Court of Los Angeles County, State Department of Social Services, (2001) 91 Cal.App.4th 892

Website: California Association for the Education of Young Children

Website: California Child Development Administrators Association

Website: California Department of Education, Early Education and Support Division

Website: California Department of Education, Early Education Management Bulletins

Website: California Department of Social Services, Licensing Information

Website: California Head Start Association

Website: California School-Age Consortium

Website: National Association for the Education of Young Children

Website: Commission on Teacher Credentialing

Website: CSBA

Website: U.S. Department of Education

Policy Adopted: ~~11/10/21~~ 03/09/2022

ORCUTT UNION SCHOOL DISTRICT
Orcutt, California

BEFORE/AFTER SCHOOL PROGRAMS

The ~~Board of Trustees~~ **Governing Board** desires to provide before-school and/or after-school enrichment programs that support the regular education program in a supervised environment. In order to increase academic achievement of participating students, the content of such programs shall be coordinated with the district's vision and goals for student learning, local control and accountability plan, its curriculum, and academic standards.

~~(cf. 0000—Mission)
(cf. 0200—Core Values for the School District)
(cf. 0460—Local Control and Accountability Plan)(cf. 5148—Child Care and Development)
(cf. 6011—Academic Standards)
(cf. 6176—Weekend/Saturday Classes)(cf. 6177—Summer Learning Programs)(cf. 6179—Supplemental Instruction)~~

The district's program shall be planned through a collaborative process that includes parents/guardians, students, and representatives of participating schools, governmental agencies including city and county parks and recreation departments, local law enforcement, community organizations, and, if appropriate, the private sector. (Education Code 8422, 8482.5, 46120)

To the extent feasible, the district shall give priority to establishing before-school and/or after-school programs in low-performing schools and/or programs that serve low-income and other at-risk students.

~~(cf. 1400—Relations Between Other Governmental Agencies and the Schools)(cf. 6020—Parent Involvement)~~

~~Any program to be established shall be approved by the Board and the principal of each participating school. (Education Code 8421, 8482.3)~~

Any After School Education and Safety Program (ASES), 21st Century Community Learning Center Program (21st CCLC), 21st Century High School After School Safety and Enrichment for Teens Program (ASSETs), or other program to be established pursuant to Education Code 8421, 8482.3 or 8484.75 shall be approved by the Board and the principal of each participating school.

The Superintendent or designee shall ensure that all staff who directly supervise students in the district's before-school and/or after-school program possess appropriate knowledge and experience. As needed, staff and volunteers shall receive ongoing training related to their job responsibilities.

~~(cf. 1240—Volunteer~~

Students

BP 5148.2 (b)

~~Assistance)(cf. 4131—Staff
Development)
(cf. 4222—Teacher
Aides/Paraprofessionals)(cf. 4231—Staff
Development)~~

The **Each** program shall include academic and enrichment elements in accordance with law and administrative regulation. In addition, **the each** program may include support services that reinforce the educational component and promote student health and well-being.

~~(cf. 0450—Comprehensive Safety Plan)
(cf. 3550—Food Service/Child Nutrition
Program)(cf. 5030—Student Wellness)
(cf. 5131.6—Alcohol and Other Drugs)
(cf. 6142.7—Physical Education and Activity)~~

~~Schools that are eligible for state or grant funding to provide after school programs shall follow the grant guidelines which may include no fees for participation in the program.~~

~~A fee for participation in before/after school childcare programs may be charged to participating families based on the actual cost of services. The fee may be waived or subsidized based on economic disadvantage or other critical needs in accordance with Education Code 8263 and 8350.~~

~~(cf. 3260—Fees and Charges)~~

~~In regard to the After School Education and Safety program and/or 21st Century Community Learning Center program, no fee shall be charged for a student identified as a homeless or foster youth. (Education Code 8482.6)~~

~~(cf. 3260—Fees and Charges)
(cf. 3553—Free and Reduced Price Meals)
(cf. 6173—Education for Homeless
Children)(cf. 6173.1—Education for
Foster Youth)~~

~~The Board and the Superintendent or designee shall monitor student participation rates in ASES or 21st CCLC programs and shall identify multiple measures that shall be used to evaluate program effectiveness. Such measures may include, but are not limited to, student outcome data; program self-assessments; feedback from staff, participating students, and parents/guardians; and observations of program activities.~~

~~(cf. _____0500_____~~

~~Accountability)~~

No fee shall be charged for participation in the program.

Students

BP 5148.2 (c)

However, for an ASSETs program, a family fee shall be waived or reduced for families with students who are eligible for free or reduced-price meals. (Education Code 8422)

For ASES, 21st CCLC, and/or Expanded Learning Opportunities programs, no fee shall be charged for a student who is eligible for free or reduced-price meals, or a student whom the district knows is a homeless youth or in foster care. In addition, family fees shall be calculated on a sliding scale that considers family income and ability to pay. (Education Code 8482.6, 46120)

Eligible students who are 11 or 12 years of age shall be placed in a before-school or after-school program, if and when available, rather than subsidized child care and development services. During the time that the before-school or after-school program does not operate, such students may be provided the option of enrolling in child care and development services in accordance with the enrollment priorities established in AR 5148 - Child Care and Development. (Welfare and Institutions Code 10273)

The Board and the Superintendent or designee shall monitor student participation rates and shall identify multiple measures that shall be used to evaluate program effectiveness. Such measures may include, but are not limited to, student outcome data; program self-assessments; feedback from staff, participating students, and parents/guardians; and observations of program activities.

Every three years, the Superintendent or designee shall review the after-school program plan, including, but not limited to, program goals, program content, and outcome measures. Documentation of the program plan shall be maintained for a minimum of five years.

Legal Reference:

EDUCATION CODE

~~8263 Eligibility and priorities for subsidized child development services~~8273.1

Family fees, exemptions

~~8350-8359.1 Programs for CalWORKS recipients~~8360-

~~8370 Personnel qualifications~~

~~8420-8428 21st Century After School Program for Teens~~ 8482-

~~8484.6 After School Education and Safety Program~~8484.7 8484.9

~~21st Century Community Learning Centers~~

~~8490-8490.7 Distinguished After School Health Recognition Program~~

~~17264 New construction; accommodation of before and after school programs~~35021.3

~~After school physical recreation instructors~~

~~45125 Criminal record check~~

~~45330 Paraprofessionals; instructional aides~~

~~45340-45349 Paraprofessionals; instructional aides~~

~~49024 Criminal background check; Activity Supervisor Clearance Certificate~~49430-

~~49436 Nutrition standards~~

~~49540-49546 Child Care Food Program~~49553 Free or reduced price meals

~~60851.1 Suspension of high school exit examination~~69530-

~~69547.9 Cal Grant program~~

UNITED STATES CODE, TITLE 20

~~6311 State plans~~

~~6314 Title I school wide programs~~

~~7171-7176 21st Century community learning centers~~

UNITED STATES CODE, TITLE 42

~~1766-1766a Child and Adult Care Food Program~~ 11434a

Students

BP 5148.2 (d)

Education for homeless children and youths
CODE OF FEDERAL REGULATIONS, TITLE 7

226.17 Child care center nutrition standards

Management Resources:

Quality Program Improvement Plan for Expanded Learning Programs in California 2016-17, November 2016

Request for Application for Programs Proposing to Serve High School Students, September 2016

21st Century Community Learning Centers (21st CCLC) FAQs Elementary/Middle School Programs, September 2016

A Crosswalk Between the Quality Standards for Expanded Learning and Program Quality Assessment Tools, 2014

Quality Standards for Expanded Learning in California: Creating and Implementing a Shared Vision of Quality, 2014

21st Century High School After School Safety and Enrichment for Teens Program Frequently Asked Questions, March 2012

California After School Physical Activity Guidelines, 2009

21st Century Community Learning Centers, Nonregulatory Guidance, February 2003

CSBA: <http://www.csba.org>

California Department of Education, Before and After School:

<http://www.cde.ca.gov/ls/ba>

California Healthy Kids Survey: <https://chks.wested.org>

California School Age Consortium: <http://calsac.org>

Commission on Teacher Credentialing: <http://www.etc.ca.gov>

Partnership for Children and Youth: <http://partnerforchildren.org>

U.S. Department of Agriculture: <http://www.fns.usda.gov/end/care/afterschool.htm>

U.S. Department of Education: <http://www.ed.gov>

State

Ed. Code 17260-17268: Plans and specifications for school facilities

Ed. Code 35021.3: After-school physical recreation instructors

Ed. Code 45125: Criminal record check

Ed. Code 45330: Paraprofessionals; instructional aides

Ed. Code 45340-45349: Paraprofessionals; instructional aides

Ed. Code 49024: Activity Supervisor Clearance Certificate

Ed. Code 49430-49434: Nutrition standards

Ed. Code 49540-49546: Child care food program

Ed. Code 49553: Free or reduced-price meals

Ed. Code 69430-69460: Cal Grant program

Ed. Code 8263: Eligibility and priorities for subsidized child development services

Ed. Code 8263.4: Enrollment of students ages 11-12 years

Ed. Code 8273.1: Family fees, exemptions

Ed. Code 8350-8359.1: Programs for CalWORKS recipients

Ed. Code 8360-8370: Personnel qualifications

Ed. Code 8420-8428: 21st Century After-School Program for Teens

Ed. Code 8482-8484.65: After School Education and Safety Program

Ed. Code 8484.7-8484.9: 21st Century Community Learning Centers

Ed. Code 8490-8490.7: Distinguished After School Health Recognition Program

Federal

20 USC 6311: State plan

20 USC 6314: Title I schoolwide program

20 USC 7171-7176: 21st Century Community Learning Centers

42 USC 11434a: Education for homeless children and youths

42 USC 1766-1766a: Child and Adult Care Food Program

7 CFR 226.17: Child care center nutrition standards

Students

BP 5148.2 (e)

Management Resources

California Department of Education Publication: 21st Century Community Learning Centers (21st CCLC) FAQs Elementary/Middle School Programs, September 2016
California Department of Education Publication: 21st Century High School After School Safety and Enrichment for Teens Program Frequently Asked Questions, March 2012
California Department of Education Publication: A Crosswalk Between the Quality Standards for Expanded Learning and Program Quality Assessment Tools, 2014
California Department of Education Publication: California After School Physical Activity Guidelines, 2009
California Department of Education Publication: Quality Program Improvement Plan for Expanded Learning Programs in California 2016-17, November 2016
California Department of Education Publication: Quality Standards for Expanded Learning in California: Creating and Implementing a Shared Vision of Quality, 2014
California Department of Education Publication: Request for Application for Programs Proposing to Serve High School Students, September 2016
U.S. Department of Education Publication: 21st Century Community Learning Centers, Nonregulatory Guidance, February 2003
Website: California Department of Education, Before and After School
Website: U.S. Department of Agriculture
Website: California School-Age Consortium
Website: Partnership for Children and Youth
Website: California Healthy Kids Survey
Website: Commission on Teacher Credentialing
Website: CSBA
Website: U.S. Department of Education

Policy Adopted: ~~08/09/17~~ 03/09/2022

ORCUTT UNION SCHOOL DISTRICT
Orcutt, California

PRESCHOOL/EARLY CHILDHOOD EDUCATION

The ~~Board of Trustees~~ **Governing Board** recognizes the value of high-quality preschool experiences to enhance children's social-emotional development, knowledge, skills, abilities and attributes necessary for a successful transition into the elementary education program. The Board desires to provide ~~children ages 3-4 years' access to developmentally appropriate activities in a safe, adequately supervised, and cognitively rich environment.~~ **a supervised and cognitively rich environment designed to facilitate the transition to kindergarten for three- and four-year-old children.**

The Superintendent or designee shall collaborate with the local child care and development planning council, the county office of education, other public agencies, organizations, and/or private preschool providers to assess the availability of preschool programs in the community and the extent to which the community's preschool needs are being met. The Board encourages the development of a comprehensive districtwide and/or community-wide plan to increase children's access to high-quality preschool programs.

~~(cf. 1400—Relations Between Other Governmental Agencies and the Schools)(cf. 1700—Relations Between Private Industry and the Schools)
(cf. 5148—Child Care and Development)~~

The Superintendent or designee shall provide information about preschool options in the community to parents/guardians upon request.

District Preschool Programs

When the Board determines that it is feasible, the district may contract with the California Department of Education (CDE) to provide preschool services in facilities at or near district schools, either directly or through a subcontract with a public or private provider.

District preschool programs shall comply with all health and safety laws and regulations, including, when applicable, licensure requirements pursuant to 22 CCR 101156.

The Board shall approve for the district's preschool program a written philosophical statement, goals, and objectives that reflect the cultural and linguistic characteristics of the families to be served and address the program components specified in 5 CCR 18272-18281 and the accompanying administrative regulation. (5 CCR 18271)

The Board shall set priorities for establishing or expanding services as resources become available, giving consideration to the benefits of providing early education programs for at-risk children and/or children residing in the attendance areas of the lowest performing district schools.

~~(cf. 6171—Title I Programs)~~

Students

BP 5148.3 (b)

PRESCHOOL/EARLY CHILDHOOD EDUCATION

Preschool classrooms shall be addressed in the district's facilities master plan, including an assessment as to whether adequate and appropriate space exists on school sites. As necessary, the Superintendent or designee shall provide information to the Board regarding facilities financing options for preschool classrooms and/or facilities available through partnering organizations or agencies.

~~(cf. 1330.1—Joint Use Agreements)(cf. 7110—Facilities Master Plan) (cf. 7210—Facilities Financing)~~

Because parents/guardians are essential partners in supporting the development of their children, the Superintendent or designee shall involve them in program planning.

~~(cf. 5020—Parent Rights and Responsibilities)(cf. 6020—Parent Involvement)~~

The Superintendent or designee shall coordinate the district's preschool program, transitional kindergarten program (TK), and elementary education program to provide a developmental continuum that builds upon children's growing skills and knowledge.

~~(cf. 6011—Academic Standards)~~

~~(cf. 6170.1—Transitional Kindergarten)~~

A child's eligibility for TK enrollment shall not impact family eligibility for a preschool or child care program. (Education Code 8205, 48000)

The district's program shall be aligned with preschool learning foundations and curriculum frameworks developed by ~~the California Department of Education~~ CDE which identify the knowledge, skills, and competencies that children typically attain as they complete their first or second year of preschool. The program shall be designed to facilitate children's development in essential skills in the areas of language and literacy, mathematics, physical development, health, visual and performing arts, science, history-social science, English language development, and social-emotional development.

The district's preschool program shall include activities and services that meet the needs of dual language learners for support in the development of their home language and English. (Education Code 8203)

The district's preschool program shall provide appropriate services to support the needs of at-risk children.

~~(cf. 0415—Equity)~~

~~(cf. 6164.4—Identification and Evaluation of Individuals for Special Education)~~

~~(cf. 6173—Education for Homeless Children)~~

~~(cf. 6173.1—Education for Foster Youth)~~

~~(cf. 6173.2—Education of Children of Military Families)~~

~~(cf. 6174—Education for English Language Learners)~~

~~(cf. 6175—Migrant Education Program)~~

PRESCHOOL/EARLY CHILDHOOD EDUCATION

To maximize the ability of children to succeed in the preschool program, the program shall support children's health through proper nutrition and physical activity and shall provide or make referrals to available health and social services as needed.

~~(cf. 3550—Food Services/Child Nutrition Program)(cf. 5030—Student Wellness)~~
~~(cf. 5141.31—Immunizations)~~
~~(cf. 5141.32—Health Screening for School Entry)(cf. 5141.6—School Health Services)~~

The district shall encourage volunteerism **by families participating** in the program and shall communicate frequently with parents/guardians of enrolled children regarding their child's progress.

~~(cf. 1240—Volunteer Assistance)~~

The Superintendent or designee shall ensure that administrators, teachers, and paraprofessionals in district preschool programs possess the appropriate permit(s) issued by the Commission on Teacher Credentialing, meet any additional qualifications established by the Board, and participate in professional development opportunities designed to continually enhance their knowledge and skills.

~~(cf. 4112.2—Certification)~~
~~(cf. 4112.4/4212.4/4312.4—Health Examinations) (cf. 4112.5/4212.5/4312.5—Criminal Record Check)(cf. 4131—Staff Development)~~
~~(cf. 4222—Teacher Aides/Paraprofessionals)(cf. 4231—Staff Development)~~
~~(cf. 4331—Staff Development)~~

Preschool admissions policies and procedures shall be in writing and available to the public. Such policies and procedures shall include criteria designating those children whose needs can be met by the program and services, the ages of children who will be accepted, program activities, any supplementary services provided, any field trip provisions, any transportation arrangements, food service provisions, and a health examination requirement. (CCR 18105; 22 CCR 101218)

The Superintendent or designee shall ensure that subsidized preschool is provided to eligible families to the extent that state and/or federal funding is available and shall establish enrollment priorities in accordance with Education Code 8263 and 5 CCR 18106.

The Superintendent or designee shall recommend strategies to link the district's preschool program with other available child care and development programs in the district or community in order to assist families whose child care needs extend beyond the length of time that the district's part-day preschool program is offered.

PRESCHOOL/EARLY CHILDHOOD EDUCATION

The Superintendent or designee shall ensure that the plan to provide access to full-day learning programs the year before kindergarten addresses the needs of preschool children and their families as specified in BP 6170.1 - Transitional Kindergarten. (Education Code 8281.5)

When a district CSPP program is physically closed by local or state public health order due to the COVID-19 pandemic, the district shall provide distance learning to preschool children when required to do so as a condition of funding or when required by law.

The Superintendent or designee shall develop and implement an annual plan of evaluation which conforms to state requirements. (5 CCR 18279)

The district's ~~Williams~~ uniform complaint procedures, with modifications as necessary, shall be used to investigate and resolve complaints alleging violation of applicable health or safety requirements for license-exempt programs operating under the California State Preschool Program. However, licensed programs shall refer complaints alleging health and safety violations to the California Department of Social Services. (Education Code 8235.5; 5 CCR 4610, 4611)

~~(cf. 1312.4—Williams Uniform Complaint Procedures)~~

The Superintendent or designee shall regularly report to the Board regarding enrollment in district preschool programs and the effectiveness of the programs in preparing preschoolers for transition into the elementary education program.

~~(cf. 0500—Accountability)~~

Legal Reference:

~~EDUCATION CODE~~

~~8200-8499.10 Child Care and Development Services Act, especially: 8200-8209~~

~~General provisions for child care and development services 8230-8233 Migrant child care and development program~~

~~8235-8239.1 California State Preschool Program~~

~~8240-8244 General child care and development programs 8250-~~

~~8252 Programs for children with special needs~~

~~8263 Eligibility and priorities for subsidized child development services 8263.3~~

~~Disenrollment of families due to reduced funding levels~~

~~8264.8 Center-based child care programs, staffing ratios 8273.1~~

~~Family fees~~

~~8360-8370 Personnel qualifications~~

~~8400-8409 Contracts~~

~~8493-8498 Facilities~~

~~8499.3-8499.7 Local child care and development planning councils 44065~~

~~Interchange between certificated and classified positions 44256 Credential types~~

~~48000 Transitional kindergarten~~

~~48985 Notification, primary language other than English~~

~~HEALTH AND SAFETY CODE~~

~~1596.70-1596.895 California Child Day Care Act~~

~~1596.90-1597.21 Day care centers~~

PRESCHOOL/EARLY CHILDHOOD EDUCATION

120325-120380 Immunization requirements
 CODE OF REGULATIONS, TITLE 5
 4600-4670 Uniform complaint procedures
 4690-4694 Health and safety complaints in license-exempt preschool programs 18000-1843
 Child care and development programs, especially:
 18130-18136 California State Preschool Program 18295
 Waiver of qualifications for site supervisor
 80105-80125 Permits authorizing service in child development programs
 UNITED STATES CODE, TITLE 20
 1400-1482 Individuals with Disabilities Education Act 6311-
 6322 Title I, relative to preschool
 6371-6376 Early Reading First
 6381-6381k Even Start family literacy programs 6391-6399 Education of migratory children UNITED STATES
 CODE, TITLE 42
 9831-9852e Head Start programs
 9858-9858r Child Care and Development Block Grant CODE
 OF FEDERAL REGULATIONS, TITLE 45
 1301-1310 Head Start
 Management Resources:
 CSBA

PUBLICATIONS

What Boards of Education Can Do About Kindergarten Readiness, Governance Brief, May 2016?
 CALIFORNIA DEPARTMENT OF EDUCATION
 PUBLICATIONS? California Preschool Learning Foundations
 Dream Big for Our Youngest Children: Final Report of the California Early Learning Quality
 Improvement System Advisory Committee, 2010
 Preschool English Learners: Principles and Practices to Promote Language, Literacy, and Learning, 2nd
 ed., 2009
 Prekindergarten Learning Development Guidelines, 2000 First
 Class: A Guide for Early Primary Education, 1999
 U.S. DEPARTMENT OF EDUCATION PUBLICATIONS
 Policy Statement on Expulsion and Suspension Policies in Early Childhood Settings, 2016 Good Start,
 Grow Smart, April 2002

WEB SITES

CSBA: <http://www.esba.org>
 California Association for the Education of Young Children: <http://www.caeyc.org> California Children
 and Families Commission: <http://www.ccfca.gov>
 California County Superintendents Educational Services Association: <http://www.cesesa.org>
 California Department of Education: <http://www.cde.ca.gov>
 California Head Start Association: <http://caheadstart.org>
 California Preschool Instructional Network: <http://www.epin.us>
 Child Development Policy Institute: <http://www.cdpi.net>
 Cities, Counties, and Schools Partnership: <http://www.cespartnership.org> First 5
 Association of California: <http://www.ccfca.gov>
 National Institute for Early Education Research:
<http://nieer.org> U.S. Department of Education:
<http://www.ed.gov>

State

22 CCR 101151-101239.2: General requirements licensed child care centers
 22 CCR 101212-101231: Continuing requirements
 22 CCR 101237-101239.2: Facilities and equipment
 5 CCR 18000-18434: Child care and development programs

5 CCR 18130-18136: California State Preschool Program
5 CCR 18295: Waiver of qualifications for site supervisor
5 CCR 4600-4670: Uniform complaint procedures
5 CCR 4690-4694: Complaints regarding health and safety issues in license-exempt preschool programs
5 CCR 80105-80125: Commission on Teacher Credentialing, child care and development permits
Ed. Code 44065: Interchange between certificated and classified positions
Ed. Code 44256: Credential types
Ed. Code 48000: Transitional kindergarten
Ed. Code 48985: Notification, primary language other than English
Ed. Code 8200-8209: General provisions for child care and development services
Ed. Code 8200-8499.10: Child Care and Development Services Act
Ed. Code 8230-8233: Migrant child care and development program
Ed. Code 8235-8239.1: California State Preschool Program
Ed. Code 8240-8244: General child care and development programs
Ed. Code 8250-8252: Programs for children with special needs
Ed. Code 8263: Eligibility and priorities for subsidized child development services
Ed. Code 8263.3: Disenrollment of families due to reduced funding levels
Ed. Code 8264.8: Center-based child care programs, staffing ratios
Ed. Code 8273.1: Family fees
Ed. Code 8360-8370: Personnel qualifications
Ed. Code 8400-8409: Contracts, administrative appeal procedure
Ed. Code 8493-8498: Facilities, capital outlay
Ed. Code 8499.3-8499.7: Local child care and development planning councils
H&S Code 120325-120380: Immunization requirements
H&S Code 1596.70-1596.895: California Child Day Care Act
H&S Code 1596.90-1597.21: Day care centers

Federal

20 USC 1400-1482: Individuals with Disabilities Education Act
20 USC 6311-6322: Title I, relative to preschool
20 USC 6371-6376: Early Reading First
20 USC 6381-6381k: Even Start Family Literacy Program
20 USC 6391-6399: Education of migratory children
42 USC 9831-9852c: Head Start programs
42 USC 9857-9858r: Child Care and Development Block Grant
45 CFR 1301.1-1305.2: Head Start

Management Resources

California Department of Education Publication: Prekindergarten Learning Development Guidelines, 2000
California Department of Education Publication: Preschool English Learners: Principles and Practices to Promote Language, Literacy, and Learning, 2nd ed., 2009
California Department of Education Publication: First Class: A Guide for Early Primary Education, 1999
California Department of Education Publication: Dream Big for Our Youngest Children: Final Report of the California Early Learning Quality Improvement System Advisory Committee, 2010
California Department of Education Publication: California Preschool Learning Foundations
CSBA Publication What Boards of Education Can Do About Kindergarten Readiness, Governance Brief, May 2016
U.S. Department of Education Publication: Policy Statement on Expulsion and Suspension Policies in Early Childhood Settings, 2016
U.S. Department of Education Publication: Good Start, Grow Smart, April 2002
Website: National Institute for Early Education Research
Website: California Association for the Education of Young Children
Website: California Head Start Association
Website: California Preschool Instructional Network
Website: Child Development Policy Institute
Website: First 5 California
Website: California County Superintendents Educational Services Association
Website: Cities, Counties and Schools Partnership
Website: CSBA

Website: California Department of Education
Website: U.S. Department of Education

Policy Adopted: ~~03/10/21~~ 03/09/2022

ORCUTT UNION SCHOOL DISTRICT
Orcutt, California

SCHOOL DAY

The ~~Board of Trustees~~ **Governing Board** shall fix the length of the school day ~~subject to the provisions of law.~~ **in accordance with law.** (Education Code 46100)

~~(cf. 6111—School Calendar)~~

~~The length of the school day shall apply equally to students with disabilities unless otherwise specified in the student's individualized education program or Section 504 plan.~~

~~(cf. 6159—Individualized Education Program)~~

~~(cf. 6164.6—Identification and Education Under Section 504)~~

~~In establishing the daily instructional schedule for each secondary school, the Superintendent or designee shall give consideration to course requirements and curricular demands, availability of school facilities, and applicable legal requirements.~~

At each school, the length of the school day shall be the same for all students, except as otherwise permitted by law. For any student with a disability, the length of the school day shall be as specified in the student's Individualized Education Program (IEP) or Section 504 plan.

The daily schedule for elementary schools shall include at least one period of recess of at least 20 minutes, during which students shall be provided supervised opportunities to engage in unstructured physical activity.

In establishing the daily instructional schedule for each secondary school, the Superintendent or designee shall give consideration to course requirements and curricular demands, availability of school facilities, and applicable legal requirements.

The Board encourages flexibility in scheduling so as to provide longer time blocks or class periods when appropriate and desirable to support student learning, provide more intensive study of core academic subjects or extended exploration of complex topics, and reduce transition time between classes.

~~(cf. 4131—Staff~~

~~Development)~~

Prior to implementing a block or alternative schedule that will allow secondary students to attend school for fewer school days than the total number of school days for which the school is in session, the Board shall consult in good faith, in an effort to reach agreement with the certificated and classified employees of the school, parents/guardians of the students who would be affected by the change, and the community at large. Such consultation shall include at least one public hearing for which the Board shall give adequate notice to the employees and to the parents/guardians of affected students. (Education Code 46162)

Legal Reference:

EDUCATION CODE

~~8970-8974 Early primary program, including extended-day kindergarten~~

~~37202 Equal time in all schools~~

~~37670 Year-round schools~~

Instruction

BP 6112 (b)

46010 Total days of attendance
46100 Length of school day
46110-46119 Kindergarten and elementary schools (day of attendance)
46140-46147 Junior high school and high school (day of attendance)
46160-46162 Alternative schedule—junior high and high school
46200-46206 Incentives for longer instructional day and year
48200—Compulsory attendance for minimum school day
48800-48802—Concurrent enrollment in community college
51222—Physical education, instructional minutes
51760-51769.5—Work experience education
52326 Minimum school day for regional occupational center and programs

Management Resources:

~~NATIONAL ASSOCIATION FOR SPORT AND PHYSICAL EDUCATION POSITION STATEMENTS~~

~~Recess for Elementary School Students, 2006~~

~~STATE BOARD OF EDUCATION POLICY STATEMENTS~~

~~99-03 Physical Education (PE) Requirements for Block Schedules, July 2006~~

~~U.S. DEPARTMENT OF EDUCATION PUBLICATIONS~~

~~Extending Learning Time for Disadvantaged Students, August 1995~~

~~WEST ED PUBLICATIONS~~

~~Full Day Kindergarten: Expanding Learning Opportunities, Policy Brief, April 2005~~

~~SITES~~

~~California Department of Education: <http://www.cde.ca.gov>~~

~~National Association for Sport and Physical Education: <http://www.aahperd.org/naspeState>~~

~~Board of Education: <http://www.cde.ca.gov/re/lr/wr/waiverpolicies.asp>~~

~~U.S. Department of Education: <http://www.ed.gov>~~

~~WestEd: <http://www.wested.org>~~

State

Ed. Code 37202: Equal time in all schools

Ed. Code 37670: Year-round schools

Ed. Code 46010: Total days of attendance

Ed. Code 46100: Length of school day

Ed. Code 46110-46119: Attendance in kindergarten and elementary schools

Ed. Code 46140-46147: Attendance in junior high and high schools

Ed. Code 46160-46162: Alternative schedule - junior high and high school

Ed. Code 46170: Continuation schools, minimum day

Ed. Code 46180: Opportunity schools, minimum day

Ed. Code 46190-46192: Adult education classes, day of attendance

Ed. Code 46200-46206: Minimum instructional time

Ed. Code 48200: Minimum school day

Ed. Code 48663: Community day school, minimum school day

Ed. Code 48800-48802: Concurrent enrollment in community college

Ed. Code 51222: Physical education, instructional minutes

Ed. Code 51760-51769.5: Work experience education

Ed. Code 52325: Regional occupational center, minimum day

Ed. Code 8970-8974: Early primary program, including extended-day kindergarten

Management Resources: Description

NASPE Position Statement: Recess for Elementary School Students, 2006

State Board of Education Policy Statement: 99-03 Physical Education (PE) Requirements for Block Schedules, July 2006

U.S. Department of Education Publication: Extending Learning Time for Disadvantaged Students, August 1995

Website: National Association for Sport and Physical Education

Website: State Board of Education

Website: WestEd

Website: U.S. Department of Education

Website: California Department of Education

Instruction

BP 6112 (c)

WestEd Publication: Full-Day Kindergarten: Expanding Learning Opportunities, Policy Brief, April 2005

Policy Adopted: ~~09/11/13~~ 03/09/2022

ORCUTT UNION SCHOOL DISTRICT
Orcutt, California

COURSES OF STUDY

The ~~Board of Trustees~~ **Governing Board** recognizes that a well-aligned sequence of courses fosters academic growth and provides for the best possible use of instructional time. The district's course of study shall provide students with opportunities to attain the skills, knowledge, and abilities they need to be successful academically, professionally, and personally.

~~(cf. 6011—Academic Standards)~~

~~(cf. 6141—Curriculum Development and Evaluation)~~

~~(cf. 6161.1—Selection and Evaluation of Instructional Materials)~~

The Superintendent or designee shall establish processes for ensuring the articulation of courses across grade levels within the district. As necessary, ~~he/she~~ **the Superintendent or designee** shall also work with representatives of appropriate area districts and postsecondary institutions to ensure articulation of courses with other institutions to which district students may matriculate. The sequence of courses shall be designed to ensure that each course provides adequate preparation for the next course in the sequence, only utilizes prerequisites that are essential to success in a given program or course, avoids significant duplication of content, and allows for reinforcement and progression in the subject matter.

The district shall not provide any course separately **or require or refuse participation by any student** on the basis of **the student's actual or perceived** sex, sexual orientation, gender, **gender expression, gender identity**, ethnic group identification, **immigration status**, race, ancestry, national origin, religion, color, or mental or physical disability ~~or require or refuse participation by any of its students on any such basis. (5 CCR 4940)~~ **any other characteristic listed in Education Code 200 and 220, Government Code 11135, or Penal Code 422.55, or the student's association with a person or group with one or more of such actual or perceived characteristics. (Education Code 200, 220; Government Code 11135; Penal Code 422.55; 5 CCR 4940)**

~~(cf. 0415—Equity)~~

~~(cf. 5145.3—Nondiscrimination/Harassment)~~

Elementary Grades

The Board shall adopt a course of study for elementary grades that sufficiently prepares students for the secondary school course of study.

~~(cf. 6146.5—Elementary/Middle School Graduation Requirements)~~

Secondary Grades

The district shall offer all otherwise qualified students in grades 7-12 a course of study that prepares them, upon graduation from high school, to meet the requirements and prerequisites for admission to California public colleges and universities and to attain entry-level employment skills in business or industry. ~~(Education Code 51228)~~ **The district's course of study may provide for a rigorous academic curriculum that integrates academic and career skills, includes applied learning across all disciplines, and prepares all students for high school graduation and career entry. (Education Code 51228)**

Instruction

BP 6143 (b)

In addition, the course of study students in grades 9-12 shall include instruction in skills and knowledge for adult life, career technical training, and a timely opportunity for all otherwise qualified students to enroll, within four years before graduation, in each course necessary to fulfill the requirements and prerequisites for admission to California public colleges and universities. (Education Code 51224, 51228)

The Superintendent or designee shall develop a process by which courses that meet college admission criteria (referred to as “a-g” course requirements) are submitted to the University of California (UC) for review and certification. ~~He/she~~ **The Superintendent or designee** shall maintain an accurate list of all current high school courses that have been so certified, shall ensure that the list is provided annually to all students in grades 9-12 and their parents/guardians, and shall make updated lists readily available. (Education Code 51229, 66204)

~~(cf. 5121—Grades/Evaluation of Student Achievement)~~

~~(cf. 6141.5—Advanced Placement)~~

~~(cf. 6146.1—High School Graduation Requirements)~~

~~(cf. 6178—Career Technical Education)~~

Legal Reference:

EDUCATION CODE

~~33319.3 Driver education; CDE materials on road rage~~

~~33540 Government and civics instruction in interaction with government agencies~~

~~48980 Parental notifications~~

~~51202 Instruction in personal and public health and safety~~

~~51203 Instruction on alcohol, narcotics and restricted dangerous drugs~~

~~51204 Course of study designed for student's needs~~

~~51204.5 Social science instruction, history of California; contributions of various groups~~~~51210 51212 Course of study for grades 1-6~~

~~51220 51229 Course of study for grades 7-12~~

~~51241 Exemption from physical education~~

~~51911 51921 Comprehensive health education~~

~~51930 51939 Comprehensive sexual health and HIV/AIDS prevention instruction~~

~~51940 Curriculum for brain and spinal cord injury prevention~~

~~60040 60052 Requirements for instructional materials~~

~~66204 Certification of high school courses as meeting university admission criteria~~

HEALTH AND SAFETY CODE

~~11032 Definition of dangerous drugs~~

CODE OF REGULATIONS, TITLE 5

~~4940 Nondiscrimination; course access~~

~~10020 10043 Automobile driver education and training~~

~~10060 Physical education program~~

UNITED STATES CODE, TITLE 20

~~6111 6251 School to Work Opportunities Act of 1994~~

Management Resources:

WEB SITES

~~CSBA: <http://www.esba.org>~~

~~American Health Association: <http://www.heart.org>~~

~~American Red Cross, Hands Only CPR: <http://www.redercross.org/take-a-class>~~

~~California Career Resource Network: <http://www.californiacareers.info>~~

~~California Colleges.edu: <http://www.californiacolleges.edu>~~ California

~~Department of Education: <http://www.cde.ca.gov>~~ California State

~~University Admission Requirements:~~

Instruction

BP 6143 (c)

~~<http://www.esumentor.edu/planning/highschool>~~

~~University of California, a-g Course Submissions: <http://hs-articulation.ucop.edu/guide/update-your-a-g-list/submitting-courses>~~

~~University of California, List of approved a-g Courses: <http://hs-articulation.ucop.edu/agcourselist>~~

State

5 CCR 10020-10043: Automobile driver education and training

5 CCR 10060: Criteria for high school physical education programs

5 CCR 4940: Nondiscrimination; course access

Ed. Code 33319.3: Driver education; CDE materials on road rage

Ed. Code 33540: Standards for government and civics instruction

Ed. Code 48980: Parental notifications

Ed. Code 51202: Instruction in personal and public health and safety

Ed. Code 51203: Instruction on alcohol, narcotics and dangerous drugs

Ed. Code 51204: Course of study designed for student's needs

Ed. Code 51204.5: History of California; contributions of men, women, and ethnic groups

Ed. Code 51210-51212: Course of study for grades 1-6

Ed. Code 51220-51229: Course of study for grades 7-12

Ed. Code 51241: Temporary, two-year or permanent exemption from physical education

Ed. Code 51911-51921: Comprehensive health education

Ed. Code 51930-51939: California Healthy Youth Act

Ed. Code 51940: Curriculum for brain and spinal cord injury prevention

Ed. Code 60040-60052: Requirements for instructional materials

Ed. Code 66204: Certification of high school courses as meeting university admission criteria

H&S Code 11032: Definition of dangerous drugs

Federal

20 USC 6111-6251: School-to-Work Opportunities Act of 1994

Management Resources

Website: American Health Association

Website: American Red Cross, Hands-Only CPR

Website: California Career Resource Network

Website: California State University, Admission Requirements

Website: University of California, a-g Course Submissions

Website: University of California, List of Approved a-g Courses

Website: California Colleges.edu

Website: California Department of Education

Website: CSBA

Policy Adopted: ~~02/12/20~~ 03/09/2022

ORCUTT UNION SCHOOL DISTRICT
Orcutt, California

Independent Study

The ~~Board of Trustees~~ **Governing Board** authorizes independent study as an optional alternative instructional strategy for eligible **students** whose needs may be best met through study outside of the regular classroom setting. Independent study shall offer a means of individualizing the educational plan to serve students who desire a more challenging educational experience, whose health or other personal circumstances make classroom attendance difficult, who are unable to access course(s) due to scheduling problems, and/or who need to make up credits or fill gaps in their learning. As necessary to meet student needs, independent study may be offered on a full-time basis or on a part-time basis in conjunction with part- or full-time classroom study.

~~(cf. 5147—Dropout Prevention) (cf. 6011—Academic Standards) (cf. 6143—Courses of Study) (cf. 6146.1—High School Graduation Requirements) (cf. 6146.11—Alternative Credits Toward Graduation) (cf. 6200—Adult Education)~~

The Superintendent or designee may provide a variety of independent study ~~activities and/or~~ opportunities, including, but not limited to, through a program or class within a comprehensive school, an alternative school or program of choice, a charter school, ~~a home-based format,~~ and an online course.

~~(cf. 0420.4—Charter School Authorization)
(cf. 6181—Alternative Schools/Programs of Choice)~~

Except for students who, during the 2021-2022 school year, cannot participate in classroom-based instruction due to quarantine or school closure for exposure to or infection with COVID-19, student participation in independent study shall be voluntary. (Education Code 51747, 51749.5, 51749.6)

~~A student's participation in independent study shall be voluntary. Students participating in independent study shall have the right, at any time, to enter or return to the regular classroom mode of instruction. (Education Code 51747; 5 CCR 11700)~~

~~Parents/guardians of students who are interested in independent study shall contact the Superintendent or designee. The Superintendent or designee shall approve independent study for an individual student only upon determining that the student is prepared to meet the district's requirements for independent study and is likely to succeed in independent study as well as or better than he/she would in the regular classroom setting.~~

~~The minimum period of time for any independent study option governed by Education Code shall be five consecutive school days (Charter Schools are not required to follow this timeline).~~

~~Written Agreements~~

~~The Superintendent or designee shall ensure that a written master agreement and, as appropriate, a learning agreement for students participating in course-based independent study exist for each participating student as prescribed by law. (Education Code 51747, 51749.5) The master agreement shall specify the length of time in which each independent study assignment must be completed. Because excessive leniency in the duration of independent study assignments may result in a student falling behind his/her peers and increase the risk of dropping out of school, independent study assignments shall be no more than one week for all grade levels and types of program. However, when necessary based on the specific circumstances of the student's approved program the Superintendent or designee may allow for a longer period of time between the date an assignment is~~

Instruction

BP 6158 (b)

assignment is made and when it is due, up to the termination of the agreement.

~~An evaluation shall be conducted to determine whether it is in a student's best interest to remain in independent study whenever the student misses three assignments, unless the student's written agreement specifies a lower or higher number of missed assignments based on the nature of the assignments, the total number of assignments, and/or other unique circumstances.~~

Home Based Independent Study

~~The Superintendent or designee shall encourage parents/guardians desiring to teach their children at home to have their children participate in independent study. Such participation allows continued contact and cooperation between the school system and the home-based student.~~

Independent study for each student shall be under the general supervision of a district employee who possesses a valid certification document pursuant to Education Code 44865 or an emergency credential pursuant to Education Code 44300. Students' independent study shall be coordinated, evaluated, and documented, as prescribed by law and reflected in the accompanying administrative regulation. (Education Code 51747.5)

With the exception of students who, during the 2021-2022 school year, cannot participate in classroom-based instruction due to a quarantine or school closure for exposure to or infection with COVID-19, the minimum period of time for any independent study option shall be three consecutive school days. (Education Code 51747)

General Independent Study Requirements

For the 2021-2022 school year, the district shall offer independent study, as specified in Education Code 51745, to meet the educational needs of students unless the district has obtained a waiver. (Education Code 51745)

For the 2022-2023 school year and thereafter, the Superintendent or designee may offer and approve independent study for an individual student upon determining that the student is prepared to meet the district's requirements for independent study and is likely to succeed in independent study as well as or better than the student would in the regular classroom setting.

The minimum instructional minutes for students participating in independent study shall be the same as required for their peers at the school who are receiving in-person instruction, except as otherwise permitted by law. (Education Code 46100)

Because excessive leniency in the duration of independent study assignments may result in a student falling behind peers and increase the risk of dropping out of school, independent study assignments shall be completed no more than one week after assigned for all grade levels and types of program. When necessary based on the specific circumstances of the student's approved program, the Superintendent or designee may allow for a longer period of time between the date an assignment is made and when it is due. However, in no event shall the due date of an assignment be extended beyond the termination date of the agreement.

Instruction

BP 6158 (c)

An evaluation shall be conducted to determine whether it is in a student's best interest to remain in independent study whenever the student fails to make satisfactory educational progress and/or misses three assignments. Satisfactory educational progress shall be determined based on all of the following indicators: (Education Code 51747)

1. The student's achievement and engagement in the independent study program, as indicated by the student's performance on applicable student-level measures of student achievement and engagement specified in Education Code 52060
2. The completion of assignments, assessments, or other indicators that evidence that the student is working on assignments
3. Learning of required concepts, as determined by the supervising teacher
4. Progress towards successful completion of the course of study or individual course, as determined by the supervising teacher

The Superintendent or designee shall ensure that students participating in independent study are provided with content aligned to grade level standards at a level of quality and intellectual challenge substantially equivalent to in-person instruction. For high schools, this shall include access to all courses offered by the district for graduation and approved by the University of California or the California State University as creditable under the A-G admissions criteria. (Education Code 51747)

The Superintendent or designee shall ensure that students participating in independent study for 15 school days or more receive the following throughout the school year: (Education Code 51747)

1. For students in grades transitional kindergarten, kindergarten, and grades 1 to 3, opportunities for daily synchronous instruction
2. For students in grades 4-8, opportunities for both daily live interaction and at least weekly synchronous instruction
3. For students in grades 9-12, opportunities for at least weekly synchronous instruction

The Superintendent or designee shall ensure that procedures for tiered reengagement strategies are used for all students participating in an independent study program for 15 school days or more who: (Education Code 51747)

1. Are not generating attendance for more than three school days or 60 percent of the instructional days in a school week, or 10 percent of required minimum instructional time over four continuous weeks of the district's approved instructional calendar
2. Are found to be not participatory pursuant to Section 51747.5 for more than the greater of three school days or 60 percent of the scheduled days of synchronous instruction in a school month as applicable by grade span
3. Are in violation of their written agreement

Tiered reengagement strategies procedures used in district independent study programs shall include, but are not necessarily limited to, all of the following: (Education Code 51747)

1. Verification of current contact information for each enrolled student
2. Notification to parents/guardians of lack of participation within one school day of the recording of a non-attendance day or lack of participation
3. A plan for outreach from the school to determine student needs, including connection with health and social services as necessary
4. A clear standard for requiring a student-parent-educator conference to review a student's written agreement and reconsider the independent study program's impact on the student's achievement and well-being

The Superintendent or designee shall develop a plan to transition students whose families wish to return to in-person instruction from independent study expeditiously, and, in no case later, than five instructional days. This requirement only applies to students participating in an independent study program for 15 school days or more. (Education Code 51747)

The Superintendent or designee shall ensure that a written master agreement exists for each participating student as prescribed by law. (Education Code 51747, 51749.5)

The district shall provide written notice to the parents/guardians of all enrolled students of the option to enroll their child in in-person instruction or independent study during the 2021-22 school year. This notice shall be posted on the district's web site, and shall include, at a minimum, information about the right to request a student-parent-educator conference before enrollment, student rights regarding procedures for enrolling, disenrolling, and reenrolling in independent study, and the instructional time, including synchronous and asynchronous learning, that a student will have access to as part of independent study. (Education Code 51747)

Upon the request of the parent/guardian of a student, and before signing a written agreement as described below in the section "Master Agreement," the district shall conduct a telephone, videoconference, or in-person student-parent-educator conference or other meeting during which the student, parent/guardian, and, if requested, their advocate may ask questions about the educational options, including which curriculum offerings and nonacademic supports will be available to the student in independent study. (Education Code 51747)

Master Agreement

A written agreement shall be developed and implemented for each student participating in independent study for three or more consecutive school days. (Education Code 46300, 51747; 5 CCR 11703)

However, for the 2021-2022 school year only, the district shall obtain a signed written agreement from each student participating in an independent study program for any length of time, no later than 30 days after the first day of instruction in the independent study program.

The agreement shall include general student data, including the student's name, address, grade level, birth date, school of enrollment, and program placement.

The independent study agreement for each participating student also shall include, but are not limited to, all of the following: (Education Code 51747; 5 CCR 11700, 11702)

1. The frequency, time, place and manner for submitting the student's assignments, reporting the student's academic progress, and communicating with a student's parent/guardian regarding the student's academic progress
2. The objectives and methods of study for the student's work and the methods used to evaluate that work
3. The specific resources that will be made available to the student, including materials and personnel, and access to Internet connectivity and devices adequate to participate in the educational program and complete assigned work
4. A statement of the Board's policy detailing the maximum length of time allowed between an assignment and its completion, the level of satisfactory educational progress, and the number of missed assignments which will trigger an evaluation of whether the student should be allowed to continue in independent study
5. The duration of the independent study agreement, including the beginning and ending dates for the student's participation in independent study under the agreement, with a maximum of one school year
6. A statement of the number of course credits or, for the elementary grades, other measures of academic accomplishment appropriate to the agreement, to be earned by the student upon completion
7. A statement detailing the academic and other supports that will be provided to address the needs of students who are not performing at grade level, or need support in other areas, such as English learners, students with disabilities with an individualized education program or a Section 504 plan in order to be consistent with their program or plan, students in foster care or experiencing homelessness, and students requiring mental health supports.
8. A statement that independent study is an optional educational alternative in which no student may be required to participate
For the 2021-22 school year, this statement shall not be required for a student's participation in independent study if the student is unable to attend in-person instruction because of a quarantine or school closure mandated by a local or state health order or guidance due to the student's exposure to or infection with COVID-19.
9. In the case of a suspended or expelled student who is referred or assigned to any school, class, or program pursuant to Education Code 48915 or 48917, a statement that instruction may be provided through independent study only if the student is offered the alternative of classroom instruction

10. Before the commencement of independent study, the agreement shall be signed and dated by the student, the student's parent/guardian or caregiver if the student is under age 18 years, the certificated employee responsible for the general supervision of independent study, and all persons who have direct responsibility for providing assistance to the student.

However, for the 2021-2022 school year, the district shall obtain a signed written agreement for independent study from the student, or the student's parent/guardian if the student is less than 18 years of age, the certificated employee who has been designated as having responsibility for the general supervision of independent study, and all persons who have direct responsibility for providing assistance to the student, no later than 30 days after the first day of instruction in the independent study program or October 15, whichever date comes later.

Written agreements may be signed using an electronic signature that complies with state and federal standards, as determined by the California Department of Education (CDE). (Education Code 51747)

The parent/guardian's signature on the agreement shall constitute permission for the student to receive instruction through independent study.

Course-Based Independent Study

If the district elects to establish a course-based independent study program for students in grades K-12, it shall be subject to the following requirements: (Education Code 51749.5)

1. A signed learning agreement shall be completed and on file for each participating student, pursuant to Education Code 51749.6
2. Courses shall be taught under the general supervision of certificated employees who hold the appropriate subject matter credential and are employed by the district or by another district, charter school, or county office of education with which the district has a memorandum of understanding to provide the instruction.
3. Courses shall be annually certified by Board resolution to be of the same rigor and educational quality and to provide intellectual challenge that is substantially equivalent to in-person, classroom-based instruction, and shall be aligned to all relevant local and state content standards. For high schools, this shall include access to all courses offered by the district for graduation and approved by the University of California or the California State University as creditable under the A-G admissions criteria. The certification shall, at a minimum, include the duration, number of equivalent daily instructional minutes for each school day that student is enrolled, number of equivalent total instructional minutes, and number of course credits for each course, consistent with that of equivalent classroom-based courses. The certification shall also include plans to provide opportunities throughout the school year, for students in transitional kindergarten, kindergarten, and grades 1-3 to receive daily synchronous instruction, for students in grades 4-8, to receive both daily live interaction and at least weekly synchronous instruction, and for students in grades 9-12 to receive at least weekly synchronous instruction.

4. Students enrolled in independent study courses shall meet the applicable age requirements established pursuant to Education Code 46300.1, 46300.4, 47612, and 47612.1, and the applicable residency and enrollment requirements established pursuant to Education Code 46300.2, 47612, 48204, and 51747.3.
5. For each student participating in an independent study course, satisfactory educational progress shall be determined based on the student's achievement and engagement in the independent study program, as indicated by their performance on applicable student-level measures of student achievement and student engagement set forth in Education Code 52060, completion of assignments, assessments, or other indicators that evidence that the student is working on assignments, learning of required concepts, as determined by the supervising teacher, and progress toward successful completion of the course of study or individual course, as determined by the supervising teacher.

If satisfactory educational progress in an independent study class is not being made, the teacher shall notify the student and, if the student is under age 18 years, the student's parent/guardian.

The teacher shall conduct an evaluation to determine whether it is in the student's best interest to remain in the course or whether the student should be referred to an alternative program, which may include, but is not limited to, a regular school program. A written record of the evaluation findings shall be a mandatory interim student record maintained for three years from the date of the evaluation. If the student transfers to another California public school, the record shall be forwarded to that school.

Procedures for tiered reengagement strategies shall be used for all students who are not making satisfactory educational progress in one or more courses or who are in violation of the written learning agreement, as described in the section "Learning Agreement for Course-Based Independent Study" below. These procedures shall include, but are not necessarily limited to, the verification of current contact information for each enrolled student, notification to parents/guardians of lack of participation within one school day of the absence or lack of participation, a plan for outreach from the school to determine student needs, including connection with health and social services as necessary, and a clear standard for requiring a student-parent-educator conference to review a student's written agreement and reconsider the independent study program's impact on the student's achievement and well-being.

Examinations shall be administered by a proctor.

6. Statewide testing results shall be reported and assigned to the school at which the student is enrolled and shall be included in the aggregate results of the district. Test results also shall be disaggregated for purposes of comparisons with the test results of students enrolled in classroom-based courses.
7. A student shall not be required to enroll in courses included in the course-based independent study program.

8. The student-teacher ratio in the courses in this program shall meet the requirements of Education Code 51745.6.
9. For each student, the combined equivalent daily instructional minutes for courses in this program and all other courses shall meet applicable minimum instructional day requirements, and the student shall be offered the minimum annual total equivalent instructional minutes pursuant to Education Code 46200-46208.
10. Courses required for high school graduation or for admission to the University of California or California State University shall not be offered exclusively through independent study.
11. A student participating in this program shall not be assessed a fee that is prohibited by Education Code 49011.
12. A student shall not be prohibited from participating in independent study solely on the basis that the student does not have the materials, equipment, or access to Internet connectivity necessary to participate in the course.
13. A student with disabilities, as defined in Education Code 56026, shall not participate in course-based independent study, unless the student's individualized education program specifically provides for that participation.
14. A temporarily disabled student shall not receive individual instruction pursuant to Education Code 48206.3 through course-based independent study.
15. The district shall maintain a plan to transition any student whose family wishes to return to in-person instruction from course-based independent study expeditiously, and, in no case, later than five instructional days.

Learning Agreement for Course-Based Independent Study

Before enrolling a student in a course within this program, the Superintendent or designee shall provide the student and, if the student is under age 18 years, the student's parent/guardian with a written learning agreement that includes all of the following: (Education Code 51749.6)

1. A summary of the district's policies and procedures related to course-based independent study pursuant to Education Code 51749.5
2. The duration of the enrolled course(s) and the number of course credits for each enrolled course, consistent with the Board certifications made pursuant to item #3 of the Course-Based Independent Study section above
3. The duration of the learning agreement, which shall not exceed a school year or span multiple school years
4. The learning objectives and expectations for each course, including, but not limited to, a description of how satisfactory educational progress is measured and when a student evaluation is required to determine whether the student should remain in the course or be referred to an alternative program, which may include, but is not limited to, a regular school program
5. The specific resources that will be made available to the student, including materials and personnel, and access to Internet connectivity and devices adequate to participate in the educational program and complete assigned work

6. A statement detailing the academic and other supports that will be provided to address the needs of students who are not performing at grade level, or need support in other areas, such as English learners, students with disabilities with an Individualized Educational Program (IEP) or a Section 504 plan in order to be consistent with their program or plan, students in foster care or experiencing homelessness, and students requiring mental health supports.
7. A statement that enrollment is an optional educational alternative in which no student may be required to participate. In the case of a student who is suspended or expelled, or who is referred or assigned to any school, class, or program pursuant to Education Code 48915 or 48917, the agreement also shall include the statement that instruction may be provided to the student through course-based independent study only if the student is offered the alternative of classroom instruction.
8. The manner, time, frequency, and place for submitting a student's assignments, for reporting the student's academic progress, and for communicating with a student's parent/guardian regarding a student's academic progress.
9. The objectives and methods of study for the student's work, and the methods used to evaluate that work.
10. A statement of the adopted policies regarding the maximum length of time allowed between the assignment and the completion of a student's assigned work, the level of satisfactory educational progress, and the number of missed assignments allowed before an evaluation of whether the student should be allowed to continue in course-based independent study.
11. A statement of the number of course credits or, for the elementary grades, other measures of academic accomplishment appropriate to the learning agreement, to be earned by the student upon completion.
12. For 2022-2023 school year and thereafter, before the commencement of an independent study course, the learning agreement shall be signed and dated by the student, and by the student's parent/guardian or caregiver if the student is less than 18 years of age, the certificated employee who has been designated as having responsibility for the general supervision of the independent study course, and all persons who have direct responsibility for providing assistance to the student. For purposes of this paragraph "caregiver" means a person who has met the requirements of Family Code 6550-6552.

For the 2021-2022 school year only, the district shall obtain a signed written agreement for independent study from the student, or the student's parent/guardian if the student is less than 18 years of age, the certificated employee who has been designated as having responsibility for the general supervision of the independent study course, and all persons who have direct responsibility for providing assistance to the pupil no later than 30 days after the first day of instruction.

Written agreements may be signed using an electronic signature that complies with state and federal standards, as determined by the CDE. (Education Code 51749.6)

A signed learning agreement from a parent/guardian of a student who is less than 18 years of age shall constitute the parent/guardian's permission for the student to receive instruction through course-based independent study. (Education Code 51749.6)

The Superintendent or designee shall retain a physical or electronic copy of the signed learning agreement for at least three years and as appropriate for auditing purposes. (Education Code 51749.6)

Upon the request of a student's parent/guardian, and before signing a written agreement as described above, the district shall conduct a telephone, videoconference, or in-person student-parent-educator conference, or other meeting during which the student, parent/guardian, or their advocate may ask questions about the educational options, including which curriculum offerings and nonacademic supports will be available to the student in independent study. (Education Code 51749.6)

Student-Parent-Educator Conferences

A student-parent-educator conference shall be held as appropriate including, but not limited to, as a reengagement strategy and/or, if requested by a parent/guardian, prior to enrollment or disenrollment from independent study. (Education Code 51745.5, 51747, 51749.5)

Records

The Superintendent or designee shall ensure that records are maintained for audit purposes.

These records shall include, but not be limited to: (Education Code 51748; 5 CCR 11703)

1. A copy of the Board policy, administrative regulation, and other procedures related to independent study
2. A listing of the students, by grade level, program, and school, who have participated in independent study, along with the units of the curriculum attempted and completed by students in grades K-8 and the course credits attempted by and awarded to students in grades 9-12 and adult education
3. A file of all agreements, with representative samples of each student's work products bearing the supervising teacher's notations indicating that the teacher has personally evaluated the work or personally reviewed the evaluations made by another certificated teacher
4. As appropriate to the program in which the students are participating, a daily or hourly attendance register that is separate from classroom attendance records, maintained on a current basis as time values of student work products judged by a certificated teacher, and reviewed by the supervising teacher if they are two different persons
5. Appropriate documentation of compliance with the teacher-student ratios required by Education Code 51745.6 and 51749.5 (Education Code 51745.6 and 51749.5)
6. Appropriate documentation of compliance with the requirements pursuant to Education Code 51747.5 to ensure the coordination, evaluation, and supervision of the independent study of each student by a district employee who possesses a valid certification document pursuant to

Instruction

BP 6158 (k)

Education Code 44865 or an emergency credential pursuant to Education Code 44300 (Education Code 51747.5)

The district shall document each student's participation in live interaction and synchronous instruction pursuant to Education Code 51747 on each school day, as applicable, in whole or in part, for which live interaction or synchronous instruction is provided as part of the independent study program. A student who does not participate in scheduled live interaction or synchronous instruction shall be documented as nonparticipatory for that school day. (Education Code 51747.5)

The Superintendent or designee shall also maintain a written or computer-based record such as a grade book or summary document of student engagement, for each class, of all grades, assignments, and assessments for each student for independent study assignments. (Education Code 51747.5)

The signed, dated agreement, any supplemental agreement, assignment records, work samples, and attendance records may be maintained on file electronically. (Education Code 51747)

Program Evaluation

The Superintendent or designee shall annually report to the Board the number of district students participating in independent study, the average daily attendance generated for apportionment purposes, student performance as measured by standard indicators and in comparison to students in classroom-based instruction, and the number and proportion of independent study students who graduate or successfully complete independent study. Based on the program evaluation, the Board and Superintendent shall determine areas for program improvement as needed.

Legal Reference:

EDUCATION CODE

17289 Exemption for facilities
41976.2 Independent study programs; adult education funding 42238 Revenue limits
42238.05 Local control funding formula; average daily attendance
44865 Qualifications for home teachers and teachers in special classes and schools 46200-46208 Instructional day and year
46300-46300.6 Methods of computing ADA
47612.5 Independent study in charter schools 48204 Residency
48206.3 Home or hospital instruction; students with temporary disabilities 48220 Classes of children exempted
48340 Improvement of pupil attendance
48915 Expulsion; particular circumstances
48916.1 Educational program requirements for expelled students 48917 Suspension of expulsion order
49011 Student fees
51225.3 Requirements for high school graduation 51745-51749.3 Independent study programs 56026 Individuals with exceptional needs

FAMILY CODE

6550 Authorization affidavits

CODE OF REGULATIONS, TITLE 5

11700-11703 Independent study 19819 State audit compliance

UNITED STATES CODE, TITLE 20

6301 Highly qualified teachers

Instruction

BP 6158 (I)

COURT DECISIONS

Modesto City Schools v. Education Audits Appeal Panel, (2004) 123 Cal.App.4th 1365

EDUCATION AUDIT APPEALS PANEL DECISIONS

Lucerne Valley Unified School District, Case No. 03-02 (2005) Management Resources: CDE PUBLICATIONS

Elements of Exemplary Independent Study

Approaches to Satisfying No Child Left Behind Act of 2001 Teacher Requirements for Independent Study in Secondary Schools, January 28, 2010

WEB SITES

California Consortium for Independent Study: <http://www.ccis.org>

California Department of Education, Independent Study: <http://www.cde.ca.gov/sp/eo/is> Education Audit Appeals Panel:

<http://www.eaap.ca.gov>

State

5 CCR 11700-11705: Independent study

Ed. Code 17289: Exemption for facilities

Ed. Code 41976.2: Independent study programs; adult education funding

Ed. Code 42238: Revenue limits

Ed. Code 42238.05: Local control funding formula; average daily attendance

Ed. Code 44865: Qualifications for home teachers

Ed. Code 46200-46208: Incentives for longer instructional day and year

Ed. Code 46300-46307.1: Methods of computing average daily attendance

Ed. Code 46390-46393: Emergency average daily attendance

Ed. Code 47612-47612.1: Charter School Operation

Ed. Code 47612.5: Charter schools operations, general requirements

Ed. Code 48204: Residency requirements for school attendance

Ed. Code 48206.3: Home or hospital instruction; students with temporary disabilities

Ed. Code 48220: Classes of children exempted

Ed. Code 48340: Improvement of pupil attendance

Ed. Code 48915: Expulsion; particular circumstances

Ed. Code 48916.1: Educational program requirements for expelled students

Ed. Code 48917: Suspension of expulsion order

Ed. Code 49011: Student fees

Ed. Code 51225.3: High school graduation

Ed. Code 51745: Independent study

Ed. Code 52522: Adult education alternative instructional delivery

Ed. Code 52523: Adult education as supplement to high school curriculum; criteria

Ed. Code 56026: Individual with exceptional needs

Ed. Code 58500-58512: Alternative schools and programs of choice

Federal

20 USC 6301: Highly qualified teachers

Management Resources

California Department of Education Publication: California Digital Learning Integration and Standards Guidance, April 2021

California Department of Education Publication: Elements of Exemplary Independent Study

Court Decision: Modesto City Schools v. Education Audits Appeal Panel, (2004) 123 Cal.App.4th 1365

Website: California Consortium for Independent Study

Website: California Department of Education, Independent Study

Website: Education Audit Appeals Panel

Policy Adopted: ~~09/09/15~~ 03/09/2022

ORCUTT UNION SCHOOL DISTRICT
Orcutt, California

Transitional Kindergarten

The ~~Board of Trustees~~ **Governing Board** desires to offer a high-quality transitional kindergarten (TK) program for eligible children who do not yet meet the minimum age criterion for kindergarten. The TK program shall assist students in developing the academic, social, and emotional skills they need to succeed in kindergarten and beyond.

The district's ~~transitional kindergarten~~ **TK** program shall be the first year of a two-year kindergarten program. (Education Code 48000)

The Board encourages ongoing collaboration among district preschool staff, other preschool providers, elementary teachers, administrators, and parents/guardians in the development, implementation, and evaluation of the district's TK program.

~~(cf. 1220—Citizen Advisory Committees) (cf. 6020—Parent Involvement)~~

Eligibility

The district's transitional kindergarten program shall admit children ~~whose fifth birthday is from September 2 through December 2.~~ **as follows** (Education Code 4800):

1. **For the 2021-22 school year, children whose fifth birthday is between September 2 through December 2**
2. **For the 2022-23 school year, children whose fifth birthday is between September 2 and February 2**
3. **For the 2023-24 school year, children whose fifth birthday is between September 2 and April 2**
4. **For the 2024-25 school year, children whose fifth birthday is between September 2 and June 2**
5. **For the 2025-26 school year, and in each school year thereafter, children who turn four by September 1**

A child's eligibility for TK enrollment shall not impact family eligibility for a preschool or childcare program. (Education Code 48000).

Parents/guardians of eligible children shall be notified of the availability of the TK program and the age, residency, immunization, and any other enrollment requirements. Enrollment in the ~~transitional kindergarten~~ **TK** program shall be voluntary.

On a case-by-case basis, a child whose fifth birthday is on or before September 1 may be admitted into the district's TK program upon request of a child's parents/guardians, if the Superintendent or designee determines that it is in the child's best interest.

At any time during the school year, the district may admit into the TK program a child whose fifth birthday is after the date specified for admittance for the applicable year as described above, provided that the Superintendent or designee recommends that enrollment in a TK program is in the child's best interest and the child's parents/guardians approve. Prior to such enrollment, the child's parents/guardians shall be provided information regarding the advantages and disadvantages and any other explanatory information about the effect of early admittance. (Education Code 48000)

~~(cf. 5111—Admission)~~

Students

BP 6170.1 (b)

~~(cf. 5111.1—District Residency)
(cf. 5141.22—Infectious Diseases)
(cf. 5141.3—Health Examinations) (cf. 5141.31—Immunizations)
(cf. 5141.32—Health Screening for School Entry)~~

Curriculum and Instruction

The district's ~~transitional kindergarten~~ **TK** program shall be based on a modified kindergarten curriculum that is age and developmentally appropriate. (Education Code 48000)

~~(cf. 6141—Curriculum Development and Evaluation)
(cf. 6161.1—Selection and Evaluation of Instructional Materials)~~

The program shall be aligned with the preschool learning foundations and preschool curriculum frameworks developed by the California Department of Education (**CDE**). It shall be designed to facilitate students' development in essential skills related to language and literacy, mathematics, physical development, health, visual and performing arts, science, history-social science, English language development, and social-emotional development.

~~(cf. 5148.3—Preschool/Early Childhood Education) (cf. 6011—Academic Standards)
(cf. 6174—Education for English Language Learners)~~

The Board shall establish the length(s) of the school day in the district's TK program, **which shall be at least three hours but no more than four hours long except for TK students enrolled in expanded learning opportunity programs provided by the district pursuant to Education Code 46120. If the district has adopted an extended-day kindergarten, the length of the school day for the TK program may be different than the length of the school day kindergarten program either at the same or different school sites. TK programs may be maintained for different lengths of time either at the same or different school sites, as long as the school day is at least three hours but no more than four hours.** The Superintendent or designee shall annually report to the ~~California Department of Education~~ **CDE** as to whether the district's TK programs are offered full day, part day, or both. (Education Code 37202, 46111, 46117, 48003)

~~(cf. 6111—School Calendar) (cf. 6112—School Day)~~

The Superintendent or designee shall develop a plan for how all children in the attendance area of the district will have access to full-day learning programs the year before kindergarten that meet the needs of parents/guardians, including through partnerships with the district's expanded learning offerings, the After School Education and Safety Program, the California State Preschool Program (CSPP), Head Start programs, and other community-based early learning and care programs. The Superintendent or designee shall present such plan for consideration by the Board at a public meeting on or before June 30, 2022. (Education Code 8281.5)

TK students may be placed in the same classrooms as kindergarten students when necessary, provided that the instructional program is differentiated to meet student needs.

TK students may be ~~placed in a classroom~~ **commingled** with 4-year-old students from a ~~California State Preschool Program~~ **CSPP program** as long as the classroom ~~does not include students enrolled in TK for a second year or students enrolled in a regular kindergarten.~~ (Education Code 8235, 48000)

Students

BP 6170.1 (c)

commingled program meets all of the requirements of each program as well as the following requirements: (Education Code 8207, 48000):

1. The classroom does not include students enrolled in TK for a second year or students enrolled in a regular kindergarten
2. An early childhood environment rating scale, as specified in 5 CCR 18281, is completed for the classroom
3. All children enrolled for 10 or more hours per week are evaluated using the Desired Results Developmental Profile, as specified in 5 CCR 18272
4. The classroom is taught by a teacher that holds a credential issued by the Commission on Teacher Credentialing in accordance with Education Code 44065 and 44256
5. The classroom is in compliance with the adult-child ratio specified in Education Code 8241
6. Contractors of the district report the services, revenues, and expenditures for children in the preschool program in accordance with 5 CCR 18068 except for contractors of the TK program

The district shall maintain an average TK class enrollment of not more than 24 students for each school site. (Education Code 48000)

Staffing

The Superintendent or designee shall ensure that teachers assigned to teach in TK classes possess a teaching credential or permit from the Commission on Teacher Credentialing (CTC) that authorizes such instruction.

~~(cf. 4112.2—Certification)~~

A credentialed teacher who is first assigned to a TK class after July 1, 2015, shall, by August 1, ~~2020~~ **2023**, have at least 24 units in early childhood education and/or child development, comparable experience in a preschool setting, and/or a child development teacher permit issued

by the CTC. (Education Code 48000)

The Superintendent or designee may provide professional development as needed to ensure that ~~transitional-kindergarten~~ **TK** teachers are knowledgeable about the standards and effective instructional methods for teaching young children, **including, but not limited to, developing competencies in serving inclusive classrooms and dual language learners.**

The district shall, commencing with the 2022-23 school year, maintain an average of at least one adult for every 12 students for TK classrooms and, contingent upon an appropriation of funding, maintain and average of at least one adult for every 10 students commencing with the 2023-24 school year. (Education Code 48000)

~~(cf. 4131—Staff Development) Continuation to Kindergarten~~

Continuation to Kindergarten

Students who complete the TK program shall be eligible to continue in kindergarten the following school year. Parents/guardians of such students shall not be required to submit a signed Kindergarten Continuance Form for kindergarten attendance.

Students

BP 6170.1 (d)

However, whenever children who would otherwise be age-eligible for kindergarten are enrolled in TK, the Superintendent or designee shall obtain a Kindergarten Continuance Form signed by the parent/guardian near the end of the TK year consenting to the child's enrollment in kindergarten the following year.

A student shall not attend more than two years in a combination of TK and kindergarten. (Education Code 46300)

~~(cf. 5123—Promotion/Acceleration/Retention)~~

Assessment

The Superintendent or designee may develop or identify appropriate formal and/or informal assessments of ~~transitional-kindergarten~~ TK students' development and progress. ~~He/she~~ **The Superintendent or designee** shall monitor and regularly report to the Board regarding program implementation, and the progress of students in meeting related academic standards, **and student preparedness for future education.**

~~(cf. 0500—Accountability)~~

~~(cf. 6162.5—Student Assessment)~~

Legal Reference:

EDUCATION CODE

~~8235 California State Preschool Program—8973 Extended-day kindergarten~~

~~37202 School calendar; equivalency of instructional minutes~~

~~44258.9 Assignment monitoring by county superintendent of schools—46111 Kindergarten, hours of attendance~~

~~46114 46119 Minimum school day, kindergarten~~

~~46300 Computation of average daily attendance, inclusion of kindergarten and transitional kindergarten~~

~~48000 Age of admission kindergarten and transitional kindergarten~~

~~48002 Evidence of minimum age required to enter kindergarten or first grade—48003 Kindergarten annual report~~

~~48200 Compulsory education, starting at age six—Management Resources:~~

~~CSBA PUBLICATIONS~~

~~What Boards of Education Can Do About Kindergarten Readiness, Governance Brief, May 2016?—CALIFORNIA DEPARTMENT OF EDUCATION PUBLICATIONS~~

~~Transitional Kindergarten FAQs~~

~~Desired Results Developmental Profile, 2015~~

~~Transitional Kindergarten Implementation Guide: A Resource for California Public School District Administrators and Teachers, 2013~~

~~California Preschool Curriculum Framework, Vol. 3, 2013—California~~

~~Preschool Learning Foundations, Vol. 3, 2012—California Preschool~~

~~Curriculum Framework, Vol. 2, 2011—California Preschool Learning~~

~~Foundations, Vol. 2, 2010—California Preschool Curriculum Framework, Vol.~~

~~1, 2010~~

~~California Preschool Learning Foundations, Vol. 1, 2008—WEB SITES~~

~~CSBA: <http://www.csba.org>~~

~~California Department of Education: <http://www.ede.ca.gov>—California Kindergarten~~

~~Association: <http://www.ckanet.org>—Commission on Teacher Credentialing:~~

~~<http://www.etc.ca.gov>—Transitional Kindergarten California: <http://www.tkealifornia.org>~~

State

Ed. Code 37202: Equal time in all schools

Students

BP 6170.1 (e)


Ed. Code 44258.9: County superintendent review of teacher assignment
Ed. Code 46111: Kindergarten, hours of attendance
Ed. Code 46114-46119: Minimum school day, kindergarten
Ed. Code 46300: Method of computing average daily attendance
Ed. Code 48000: Minimum age of admission for kindergarten; transitional kindergarten
Ed. Code 48002: Evidence of minimum age required to enter kindergarten or first grade
Ed. Code 48003: Kindergarten annual report
Ed. Code 48200: Compulsory attendance
Ed. Code 8235: California State Preschool Program
Ed. Code 8970-8974: Early primary program, including extended-day kindergarten
Ed. Code 8973: Extended-day kindergarten

Management Resources

California Department of Education Publication: California Preschool Curriculum Framework, Vol. 1, 2010
California Department of Education Publication: California Preschool Curriculum Framework, Vol. 2, 2011
California Department of Education Publication: California Preschool Curriculum Framework, Vol. 3, 2013
California Department of Education Publication: California Preschool Learning Foundations, Vol. 1, 2008
California Department of Education Publication: Desired Results Developmental Profile, 2015
California Department of Education Publication: Transitional Kindergarten FAQs
California Department of Education Publication: Transitional Kindergarten Implementation Guide: A Resource for California Public School District Administrators and Teachers, 2013
California Department of Education Publication: California Preschool Learning Foundations, Vol. 2, 2010
California Department of Education Publication: California Preschool Learning Foundations, Vol. 3, 2012
CSBA Publication: What Boards of Education Can Do About Kindergarten Readiness, Governance Brief, May 2016
Website: Transitional Kindergarten California
Website: California Kindergarten Association
Website: Commission on Teacher Credentialing
Website: CSBA
Website: California Department of Education

Policy Adopted: ~~12/12/18~~ 03/09/2022

ORCUTT UNION SCHOOL DISTRICT
Orcutt, California



Orcutt Academy High School
Administration Office

TO: Dr. Holly Edds, Superintendent

FROM: Mr. Rhett Carter, OAHS Principal

BOARD MEETING DATE: March 9, 2022

BOARD AGENDA ITEM: OAHS 2022 Grad Night at Disneyland


BACKGROUND: May 26, 2022, Orcutt Academy High School seniors will be attending Grad Night at Disneyland in Anaheim, CA. Our Senior Class Advisor John Wells, along with 6-8 chaperones will be accompanying our students on this trip. The students and chaperones will depart from OAHS at 9:00 a.m. on Thursday, May 26, 2022 and return to campus by 4:00 a.m. on Friday, May 27, 2022.

The cost is \$100.00 per student, which will be paid by the parent/guardian. This amount will cover admissions and transportation. Meals/snacks will be an additional cost.

Transportation will be provided by a charter bus.

RECOMMENDATION: Staff recommends that this trip be approved as submitted.

FUNDING: No Impact on General Fund



Orcutt Academy High School
Administration Office

TO: Dr. Holly Edds, Superintendent

FROM: Mr. Rhett Carter, OAHS Principal

BOARD MEETING DATE: March 9, 2022


BOARD AGENDA ITEM: FIRST Robotics Central Valley Regional in Clovis, CA

BACKGROUND: March 30, 2022, five Orcutt Academy High School Robotic students, along with Team Mentors, Rick Soto, Grace Douglass, and Scott Rowe will be attending the FIRST Central Valley Regional Competition in Clovis, CA. These five students will be setting up and having a practice day before the remaining team arrives. The first group of students will depart from OAHS on Wednesday, March 30th at 1:30 p.m. and stay 3 nights at the hotel stated below. March 31, - April 2, 2022 twenty three more Robotic students will be traveling to Clovis to compete in the qualification and finals day. This group will depart from OAHS on Thursday, March 31, 2022 and return on Saturday, April 2, 2022 with the entire team.

This will be an overnight trip with the team staying at the Hilton Garden Inn in Clovis, CA for 2 or 3 nights. Parents will provide transportation to this event. All proceeds for this trip are being raised through fundraisers by the Robotics Team.

RECOMMENDATION: Staff recommends this overnight trip be approved as submitted.

FUNDING: No Impact on General Fund



Orcutt Academy High School
Administration Office

TO: Dr. Holly Edds, Superintendent

FROM: Mr. Rhett Carter, OAHS Principal

BOARD MEETING DATE: March 9, 2022


BOARD AGENDA ITEM: FIRST Robotics Regional Competition in Ventura, CA

BACKGROUND: March 10, 2022, five Orcutt Academy High School Robotic students, along with Team Mentors, Rick Soto, Grace Douglass, Scott Rowe will be attending the FIRST Regional Competition in Ventura, CA. These five students will be setting up and having a practice day before the remaining team arrives. This first group of students will depart from OAHS on Thursday, March 10, 2022 at 7 a.m. and stay 2 nights at the hotel stated below. March 11-12, 2022, twenty three more Robotic students will be traveling to Ventura to compete in the qualification and finals day. This group will depart from OAHS on Friday, March 11, 2022 at 7:00 a.m. and return on Saturday, March 12, 2022 with the entire team.

This will be an overnight trip with the team staying at the Holiday Inn Express in Port Hueneme for 1 or 2 nights. Transportation will be provided by parents. All proceeds for this trip are being raised through fundraisers by the Robotics Team.

RECOMMENDATION: Staff recommends this overnight trip be approved as submitted.

FUNDING: No Impact on General Fund



Orcutt Academy High School
Administration Office

TO: Dr. Holly Edds, Superintendent

FROM: Mr. Rhett Carter, OAHS Principal

BOARD MEETING DATE: March 9, 2022

BOARD AGENDA ITEM: OAHS Band – Music in the Parks

BACKGROUND: Orcutt Academy High School Band will be participating in Music in the Parks Festival in Placentia, CA. Josie Coburn our District Band Director will be traveling with our band students to this event. This Music Festival is an incredible experience where music students have a chance to perform for judges who give ratings and encouragement to participating bands.


This trip will be an overnight trip with reservations at the Days Inn Fullerton for 2 nights. OAHS band will depart from OAHS on the morning of Friday, March 25, 2022 and return on the evening of Sunday, March 27, 2022.

Transportation is provided by a charter bus. Our band has a credit with American Star from the trip that was cancelled in 2020 due to COVID.

It is anticipated that the total amount will be paid out of funds raised by the students or paid by the parents. No participant will be denied participation due to cost.

RECOMMENDATION: Staff recommends that this overnight trip be approved as submitted.

FUNDING: No Impact on General Fund



Orcutt Academy High School
Administration Office

TO: Dr. Holly Edds, Superintendent

FROM: Mr. Rhett Carter, OAHS Principal

BOARD MEETING DATE: March 9, 2022

BOARD AGENDA ITEM: OAHS Girls Basketball Team

BACKGROUND: There is a possibility that the Orcutt Academy High School Girls Basketball Team will compete in the Regional and State Finals basketball games. If our team wins on Saturday, March 5th in Porterville, CA they will then play on Tuesday, March 8th in either Pasadena or San Diego. The next game if they win will be played on Friday, March 11th in Sacramento. Both of these trips will require an overnight stay, with reservations in the vicinity of the tournament. Our team will depart from OAHS on the day of each scheduled game and return the following day. Coach Tom Robb and his assistant coaches Theresa Kendrick and Pac Rojo will be accompanying our basketball team to this event.

Transportation will be provided by parent drivers. All costs will be paid for out of the girls' basketball fundraising account.

RECOMMENDATION: Staff recommends that this overnight trip (if needed) be approved as submitted.

FUNDING: No Impact on General Fund



SUPERINTENDENT'S MEMORANDUM

TO: Board of Trustees

FROM: Holly Edds, Ed.D
Superintendent

BOARD MEETING DATE: March 9, 2022

BOARD AGENDA ITEM: Construction Change Order- RDZ for the Orcutt Jr. High Administration Building.

BACKGROUND: Attached is change order request #007 from RDZ in the amount of \$17,183.02 for the Orcutt Jr. High Administration Building. The change order is related to some or all of the following reasons; unforeseen conditions during construction, design issue, or owner requested change.

The change order request was reviewed by the following parties, the Contractor, TELACU Construction Management firm, and district staff.

RECOMMENDATION: Staff recommends the Board of Trustees approve the change order for RDZ for \$17,183.02, as submitted.

FUNDING: Fund 21 – Building fund for the Measure G Bond

CHANGE ORDER

Distribution:

- OUSD
- 19-Six Architects
- Contractor
- TELACU Construction Management (TCM)
- Inspector of Record

Project:
Orcutt Junior High School - Administration Building
Orcutt Union School District
 500 Dyer Street
 Orcutt, CA 93455

Change Order Number: **7**

Date: **2/28/2022**

To Contractor:
 RDZ Contractors
 PO Box 760
 Nipomo, CA 93444

Contract Date: **2/25/2021**

The Contract Is Changed As Follows:
Refer to the attached summary page

The original Contract Sum was	\$	2,442,931.00
The net change by previously authorized Change Orders	\$	301,206.72
The Contract Sum prior to this Change Order was	\$	2,744,137.72
The Contract Sum will be Increased by this new Change Order in the amount of	\$	17,183.02
The new Contract Sum including this Change Order will be	\$	2,761,320.74
The Contract Time will be (increased) (decreased) (unchanged) by -0- days.		
The date of Substantial Completion as of the date of this Change Order therefore is		Unchanged

Note: This Change Order does not include changes in the Contract Sum, Contract Time or Guaranteed Maximum Price Which have been authorized by Construction Directive until the cost and time have been agreed upon by both the Owner and Contractor, in which case a Change Order is executed to supersede the Construction Change Directive.

NOT VALID UNTIL SIGNED BY THE OWNER, CONTRACTOR, AND CONSTRUCTION MANAGER.

Owner	Contractor	Construction Mgr.	Architect of Record	Inspector of Record
Orcutt Union School District	RDZ Contractors	TELACU Construction Management	19-Six Architects	Kenco Construction Services, Inc.
500 Dyer Street Orcutt, CA 93455	PO Box 760 Nipomo, CA 93444	604 N. Eckhoff St. Orange, CA 92868	560 Higuera Street, Ste C San Luis Obispo, CA 93401	1230 Doris Ave. Oxnard, CA 93030

BY (Signature) BY (Signature) BY (Signature) BY (Signature) BY (Signature)

DATE DATE DATE DATE DATE

CHANGE ORDER 07- Summary Sheet

Item #	Title	PCO#	PCO Description	Final Price
1	Title-24 Light Control Revisions	40	Design Issue – Upon the final project review by the Title-24 representative, it was determined that several lighting control programming and hardware revisions were necessary to meet the current Title-24 requirements. The costs associated with this change includes added labor and material to implement an additional (5) manually operable light switches at the office locations, and the labor for the required re-programming of the lighting control system by the lighting control system manufacturer.	\$1,176.85
2	Added Concrete Curb at Entrance	41	Owner Requested/Design Issue – Due to the existing grade at the new site entrance at the northeast corner of the parking lot, a retaining concrete curb was added to maintain the grade of the existing landscaping at the east end of the new flatwork in that area. The costs associated with this change includes added labor and materials to form and pour an additional 30 lineal feet of concrete curb.	\$2,594.81
3	Provide Power to Comm. Pedestal-8	42	Design Issue – RFI #048 – Communications Pedestal-8 is located within the grass field just north of the new administration building. The pedestal feeds all of the communications for the northwest section of the OJHS campus. When the existing portable classrooms were removed last year prior to the new administration building project, it was observed that the power feed was cut to the existing Communications Pedestal-8. Towards the completion of the new administration building, the electrical contractor was directed to provide a new feed to the pedestal in-order to restore the communications service to the northwest portion of campus. The costs associated with this change includes added labor and materials to provide a new power feed to Communications Pedestal-8 from the existing administration building IDF room.	\$3,250.69
4	Revised Interior Wall Connection per CCD-4	43	Design Issue – During the DSA Field Engineer’s periodic project review of the new building’s structure, it was determined by the field engineer that the top-connection of the building’s interior walls to the ceiling/roof structure was not adequate due to the ceiling deck that is being attached-to being perforated. The contractor was directed to provide the proper revisions to the attachments per DSA approved CCD-4. The costs associated with this change includes added labor and materials to fabricate and install additional plates at several locations, in addition to adding screws to attach the existing plates to the upper decking flutes at roughly (44) locations in total.	\$10,160.67
			Total Change Order Amount	\$17,183.02



SUPERINTENDENT'S MEMORANDUM

TO: Board of Trustees

FROM: Holly Edds, Ed.D.
Superintendent

BOARD MEETING DATE: March 9, 2022

BOARD AGENDA ITEM: Approval of the Second Amendment of Key Site 17 Long Term Ground Lease Agreement with TAIT & Associates Inc.

BACKGROUND: On December 11, 2019, the Board of Trustees approved the Long Term Ground Lease of Key Site 17 between the Orcutt Union School District and TAIT & Associates. On August 12, 2020, Orcutt Union School District and TAIT & Associates amended the Ground Lease and Development Agreement, First Amendment, to, in part, modify the commencement date of the "Construction Period" and establish a phased schedule for payments of the "Annual Rent". TAIT & Associates has experienced delays related to obtaining certain entitlements for sewer systems connections that qualify as a "Force Majeure" event under the Ground Lease and Development Agreement and entitles TAIT to an extension of the "Entitlement Phase" of the Project.

Per the Second Amendment the Construction Period rent payments shall become due and payable upon commencement of the Construction Period. For purposes of this Lease, the "Construction Period" shall commence upon the earlier occurrence of either the date of issuance of the necessary grading permits for the Development, as defined in Section 4.1 below or the August 30, 2022, which date shall be extended by the number of days delayed by the Force Majeure event relating to the Sewer Will Serve issue commencing on July 28, 2021 and ending on the date the County Planning Commission holds its hearing related to this Project. TAIT shall notify District when the County's hearing date is scheduled. The Parties shall then calculate the number of days to extend the original August 30th date. This extended date is subject to extension for any other force majeure delays as described in the Lease.

RECOMMENDATION: Staff recommends that the Board of Trustees approve the Second Amendment of Key Site 17 Long Term Ground Lease Agreement with TAIT & Associates Inc.

FUNDING: N/A

**SECOND AMENDMENT TO
GROUND LEASE AND DEVELOPMENT AGREEMENT
BY AND BETWEEN THE ORCUTT UNION SCHOOL DISTRICT
AND TAIT & ASSOCIATES, INC.**

THIS SECOND AMENDMENT TO GROUND LEASE AND DEVELOPMENT AGREEMENT (“**Second Amendment**”) is entered into as of this ____ day of March 2022, by and between the Orcutt Union School District, a California public school district (“**District**”) and Tait CP, LLC (“**Lessee**”). District and Lessee may be referred to herein individually as a “Party” or collectively as the “Parties.”

RECITALS

- A. **WHEREAS**, District and Lessee entered in a Ground Lease and Development Agreement dated December 4, 2019, for a long-term lease and development of a senior housing development on approximately 9.53 acres of real property owned by District, commonly referred to as a portion of Key Site 17, in the Township of Orcutt, California in the County of Santa Barbara (“**Ground Lease and Development Agreement**”); and
- B. **WHEREAS**, the Parties previously amended the Ground Lease and Development Agreement (“**First Amendment**”) to, in part, modify the commencement date of the “Construction Period and establish a phased schedule for the payment of the “Annual Rent” as set forth in the First Amendment; and
- C. **WHEREAS**, Lessee has experienced delays related to obtaining certain entitlements for sewer system connections that qualify as a “Force Majeure” event under the Ground Lease and Development Agreement and entitles Lessee to an extension of the “Entitlement Phase” of the project; and
- D. **WHEREAS**, the Parties intend to amend the Ground Lease and Development Agreement to reflect the mutually agreed-upon time extension;

NOW THEREFORE, in consideration of the covenants and agreements hereinafter set forth, the Parties agree as follows:

TERMS OF AMENDMENT

- 1. Section 2.1 of the Ground Lease and Development Agreement shall be amended to read as follows:
 - 2.1 Ground Rent. The Construction Period rent payments shall become due and payable upon commencement of the Construction Period. For purposes of this Lease, the “Construction Period” shall commence upon the earlier occurrence of either the date of issuance of the necessary grading permits for the Development, as defined in Section 4.1 below or the August 30, 2022, which date shall be extended by the number of days delayed by the Force Majeure event relating to the Sewer Will Serve issue commencing on July 28, 2021 and ending on the date the County Planning Commission holds its hearing related to this Project. TAIT shall notify District when the County’s hearing date is scheduled. The Parties shall

then calculate the number of days to extend the original August 30th date. This extended date is subject to extension for any other force majeure delays as described in the Lease.

- 2. Exhibit "C" of the Ground Lease and Development Agreement is replaced with a new Exhibit "C," a copy of which is attached hereto and incorporated herein by reference.
- 3. Except as expressly set forth herein, all other terms of the Lease and Development Agreement shall remain in full force and effect.
- 4. This Second Amendment may be executed in counterparts, all of which together shall constitute one and the same document.

ACCEPTED AND AGREED on the date indicated below ("**Effective Date**"):

Dated: _____, 2022

Dated: _____, 2022

ORCUTT UNION SCHOOL DISTRICT

TAIT & ASSOCIATES, INC.

By: _____

By: _____

Print Name: _____

Print Name: _____

Print Title: _____

Print Title: _____

EXHIBIT "C"

CONSTRUCTION SCHEDULE/DEADLINES

ENTITLEMENT SCHEDULE:

The Entitlement Process is expected to take approximately twenty-four (24) months depending on the County of Santa Barbara approval process. This schedule will be impacted, among other factors, by the CEQA determination of the County for the Development. The Entitlement Process shall be completed no later than August 30, 2022, which date shall be extended by the number of days delayed by the Force Majeure event relating to the Sewer Will Serve issue commencing on July 28, 2021 and ending on the date the County Planning Commission holds its hearing related to this Project.

The Entitlement Process will include the following elements:

- Preparation of initial conceptual documents
- Submittal and review of Pre-application Review documents by County
- Preparation and Submittal of Conditional Use Permit (CUP) and Board of Architectural Review (BAR) applications
- Processing of CUP and BAR through County agencies

CONSTRUCTION SCHEDULE:

The Construction of the Development shall be in three (3) phases.

Construction of Phase One (1) is estimated to take between ten (10) to twenty (20) months, depending on weather conditions and trade availability. Assuming a construction start date of August 30, 2022, as may be extended by mutual agreement of the Parties, including but not limited to, extensions related to force majeure events, with the submittal and processing of building, grading, and off-site construction documents through utility companies, Phase One (1) of the Development is anticipated to open between June, 2023 and April, 2024.

Construction of Phase Two (2) is estimated to take between ten (10) to twenty (20) months, depending on weather conditions and trade availability and is anticipated to commence upon the issuance of the Certificate of Occupancy for Phase One (1) of the Development.

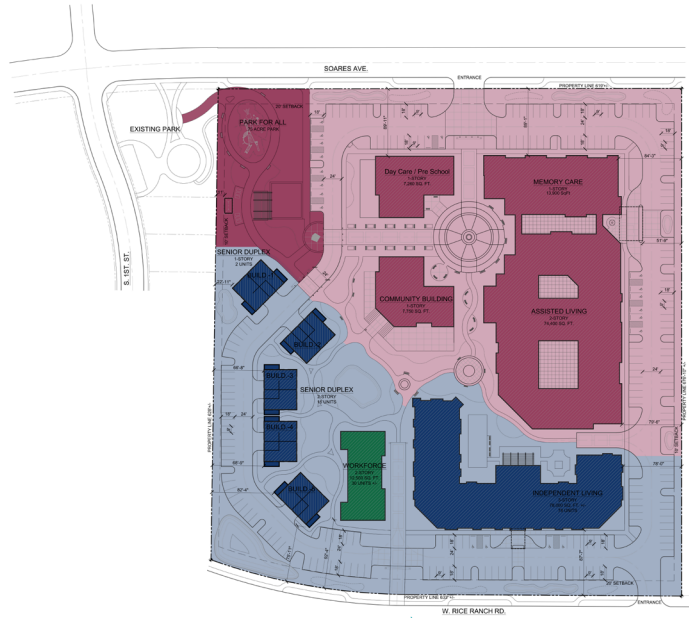
Construction of Phase Three (3) is estimated to take between eight (8) to sixteen (16) months, depending on weather conditions and trade availability and is anticipated to commence upon the issuance of the Certificate of Occupancy for Phase Two (2) of the Development.

SITE LAYOUT DEPICTING PHASES:

Attached hereto as Exhibit "1" and incorporated herein by reference is a Site Layout of the Development depicting the three (3) phases of construction.

EXHIBIT "1"

SITE LAYOUT DEPICTING PHASES



Site Plan

ORCUTT UNION SCHOOL DISTRICT
 THE DEVELOPMENT OF DISTRICT PROPERTY FOR SENIOR HOUSING
 ORCUTT, CA

TAIT
 SINCE 1964

CALSON
 MANAGEMENT

LANCASTER POLLARD

lenity
 architecture, inc.

- PHASE 1 BUILDINGS / PARK**
 ASSISTED LIVING
 MEMORY CARE
 DAYCARE / PRE SCHOOL
 COMMUNITY BUILDING
 PARK FOR ALL
- PHASE 1 SITEWORK**
 APPROXIMATE - TDB
 LANDSCAPING
 DRIVEWAYS AND PARKING
 RELATED AMENITIES
- PHASE 2 BUILDINGS**
 INDEPENDENT LIVING
 SENIOR DUPLEXES - COTTAGES
 (BUILDINGS 1-5)
- PHASE 2 SITEWORK**
 APPROXIMATE - TDB
 LANDSCAPING
 DRIVEWAYS AND PARKING
 RELATED AMENITIES
- PHASE 3 BUILDINGS**
 WORKFORCE



BUSINESS SERVICES MEMORANDUM

TO: Board of Trustees
Holly Edds, Ed.D.

FROM: Sandra Knight
Director, Fiscal Services

BOARD MEETING DATE: March 9, 2022

BOARD AGENDA ITEM: Orcutt Union School District Second Interim Report 2021-2022

BACKGROUND: Education Code 42130 provides that the district submit a Second Interim Report to the governing board of the district that covers the financial and budgetary status of the district for the period ending January 31, 2022.

We continue to use the School Services of California dashboard as a tool for our projections. Education Code 42131 (a) (1) further states that “pursuant to the reports required by Section 42130, the governing board of each school district shall certify in writing, within 45 days after the close of the period being reported, whether or not the school district is able to meet its financial obligations for the remainder of the fiscal year, and based on current forecast, for the subsequent year.” In certifying the school year 2021-22 Second Interim Report as positive, the Board understands its fiduciary responsibility to maintain fiscal solvency for the current and two subsequent fiscal years

RECOMMENDATION: Staff recommends that the Board of Trustees approve the Second Interim Report as presented and authorize the filing of a “positive” certification with the Santa Barbara County Office of Education.

FUNDING: N/A

Orcutt Union School District



2021-2022

Second Interim Report

(Period Ending January 31, 2022)

Table of Contents

2021-2022 SECOND INTERIM SUMMARY

Narrative.....	1-6
Multi-Year Projection	7-12
Fund Balances	13

STATE FORMS

General Fund	14-40
Other Funds	41-104
Cash Flow Projections.....	105-108
Average Daily Attendance	109-110
ESSA Maintenance of Effort.....	111-113
Summary of Interfund Activities.....	114-115
Criteria and Standards Review	116-141
District Certification.....	142-144
Indirect Cost Rate Worksheet	145-147
Balances in Excess of Minimum Reserve	148-150
State Software Technical Review.....	151-153

Budget Certification

Education Code 42130 requires school districts submit a Second Interim Report to the Governing Board of the district that updates the financial and budgetary status of the district for the period ending January 31, 2022. Furthermore, the Governing Board must certify the financial status of the district. The certification shall be classified as one of the following:

- "Positive certification" indicating that the district will meet its financial obligations for the current fiscal year and two subsequent fiscal years
- "Qualified certification" indicating that the district may not meet its financial obligations for the current fiscal year or two subsequent fiscal years
- "Negative certification" indicating that the district will be unable to meet its financial obligations for the remainder of the fiscal year or the subsequent fiscal year

Staff recommends the Board adopt the 2021-22 Second Interim Report with a Positive Certification.

Changes Since First Interim

There have only been minor changes in our current year budget since First Interim, but there have been more significant changes to our Multi-Year Projections.

CURRENT BUDGET

Since First Interim the changes in our 2021-22 unrestricted budget are as follows:

Revenue:	\$127,228
Expenditures:	\$146,464
Contributions:	(\$163,586)
Net Impact:	\$144,348 increase in Ending Fund Balance

MULTI-YEAR PROJECTION

- The Expanded Learning Opportunity Program is designed to provide students with a 9-hour instructional day as well as programming during school breaks. Our allocation for this program is \$2,870,329 over the course of the next 2 years. Previously, the allocation was approximately \$959,000
- At First Interim, we budgeted the COLA at 4% for 2022-23. During the Governor's January Budget Proposal, the COLA was 5.33% for 2022-23, which is reflected in our Multi-Year Projection. It is likely that the COLA will be over 6% by the time the budget is adopted in June. Every one percent increase in the COLA equates to an additional \$339,000 for the general fund.
- Our ADA was revised down in the current year from 3768 to 3636. This will impact our funding for the 2022-23 school year and will be a decrease of \$805,060 in LCFF revenue. The current year ADA information was not available at First Interim so was not included at that time, and has been updated at Second Interim.

- The Governor’s January Budget Proposal indicated an increase in Special Education Funding from \$715 to \$820 per ADA. This resulted in an estimated increase of \$520,368 starting next year and is ongoing. Special Education funding will also benefit from the 5.33% COLA. In the past Special Education funding did not always receive the full COLA. This increase should allow us to decrease our contribution from the general fund.
- Savings from our certificated retirement incentive of \$469,757 is included in 2022-23

GENERAL FUND

2021-22 GENERAL FUND BUDGET COMPONENTS

Average Daily Attendance (ADA) is estimated at 3636. This is significantly less than the 3768 budgeted at First Interim. Because we are still in a hold harmless attendance year, our funded ADA for 21-22 will be 4112.35. However, this significant decrease in ADA will be reflected in the funding we receive in 2022-23.

The District’s CBEDS enrollment is projected at 3,996 with an unduplicated percentage of 41.02%

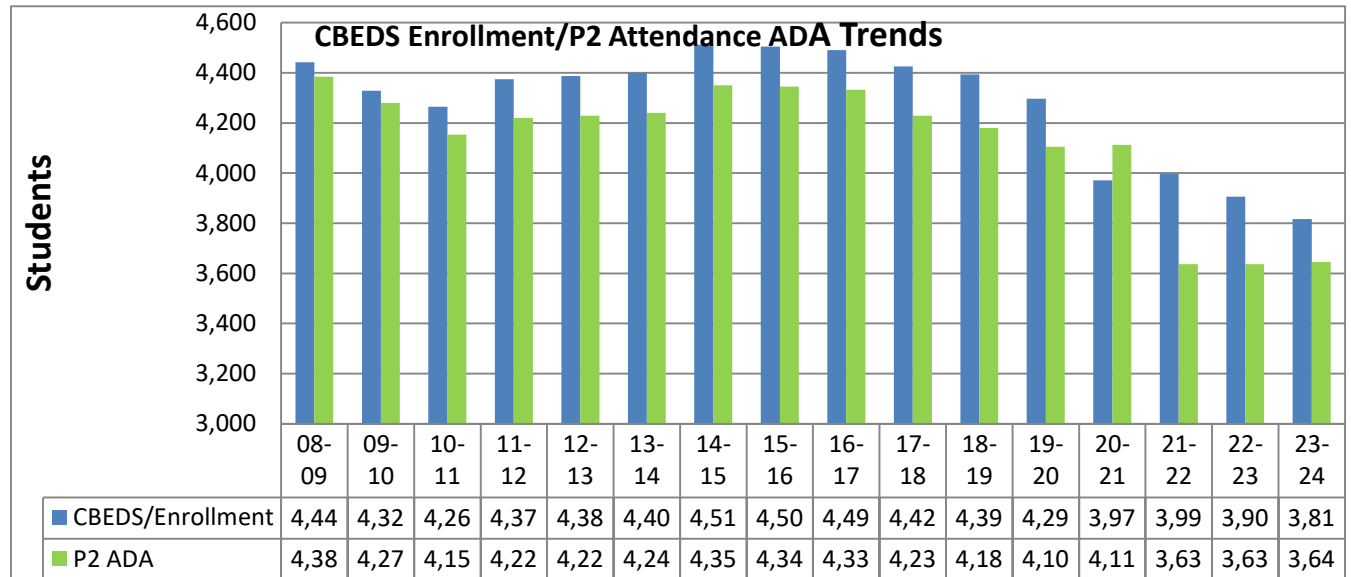
Lottery revenue is estimated to be \$163 per ADA for unrestricted purposes and \$65 per ADA for restricted purposes

Mandated Cost Block Grant is \$32.79 for K-8 ADA, and \$47.84 for 9-12 ADA

STRS rate increase from 16.15% to 16.92%, PERS rate increase from 20.70% to 22.91%

Except as illustrated under Contributions to Restricted Programs, all federal and state restricted categorical programs are self-funded

ENROLLMENT AND ADA PROJECTIONS



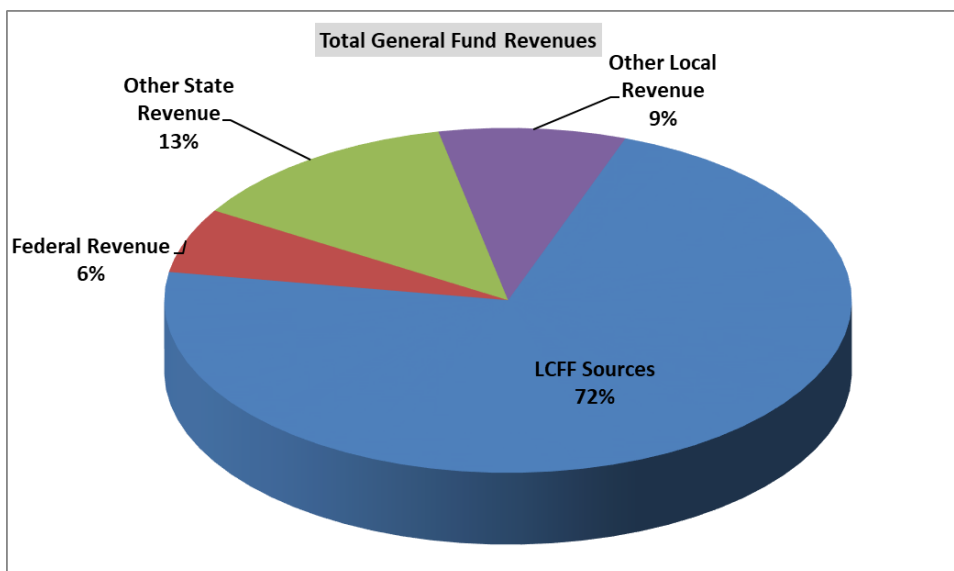
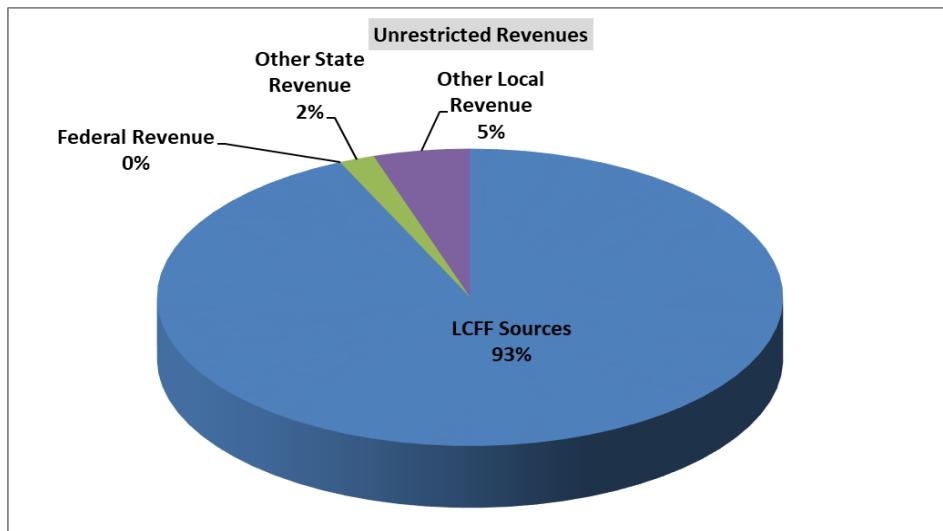
**excludes charter school enrollment data*

GENERAL FUND - REVENUE COMPONENTS

The District receives funding for its general operations from several sources. A breakdown of the major funding sources is illustrated below:

Description	Unrestricted General Fund	Total General Fund
LCFF Sources	\$ 38,818,043	\$ 40,108,478
Federal Revenue	-	3,597,220
Other State Revenue	764,607	7,167,340
Other Local Revenue	2,291,690	5,143,238
TOTAL REVENUES	\$ 41,874,340	\$ 56,016,276

Following are graphical descriptions of revenues by percentage:

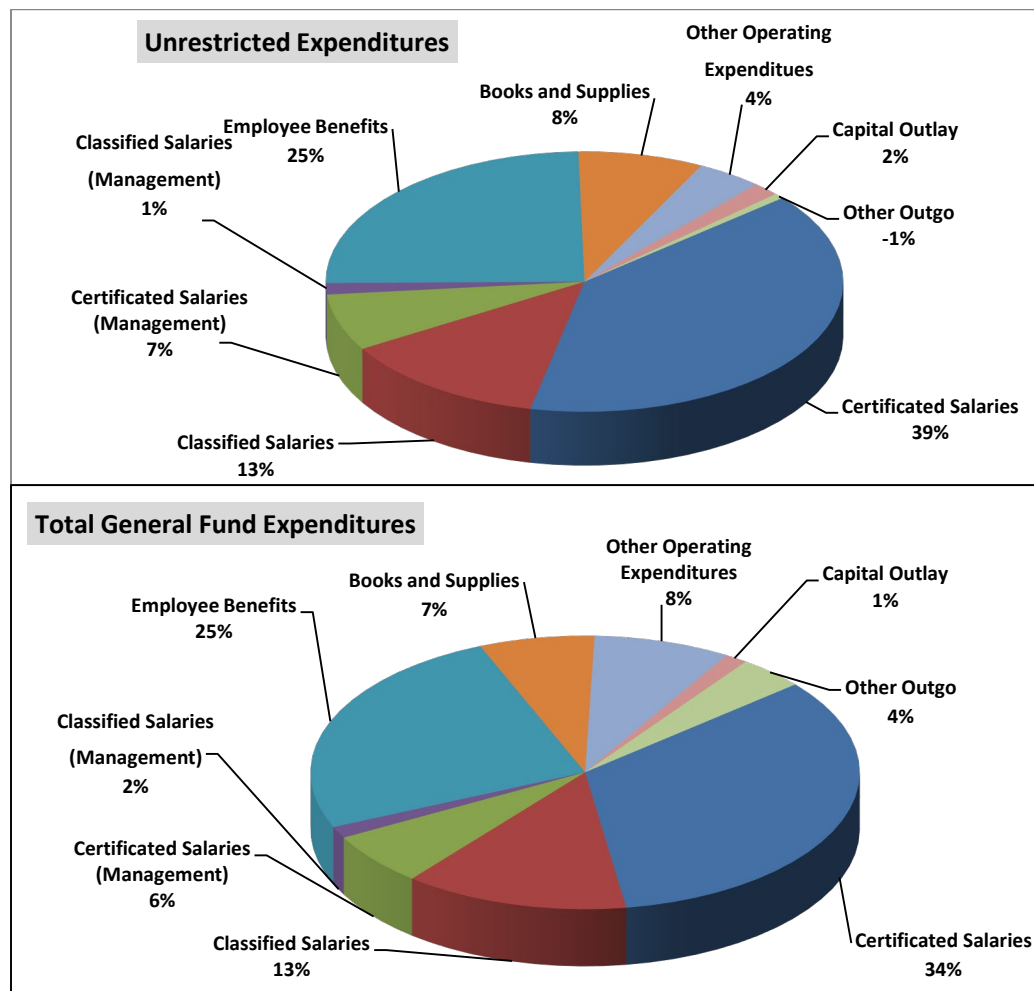


GENERAL FUND - OPERATING EXPENDITURE COMPONENTS

The General Fund is used for expenditures for many of the functions within the District. As illustrated below, the largest part of expenditures are salaries and related benefits that comprise approximately 87% of the District's unrestricted budget, and approximately 80% of the total General Fund (Unrestricted and Restricted) budget.

Description	Unrestricted General Fund	Total General Fund
Certificated Salaries	13,695,082	17,494,894
Classified Salaries	4,526,593	6,864,249
Certificated Salaries (Management)	2,438,088	3,233,444
Classified Salaries (Management)	488,599	706,339
Employee Benefits	8,605,548	13,141,226
Books and Supplies	2,723,685	3,525,789
Other Operating Expenditures	1,419,928	4,195,093
Capital Outlay	584,598	690,234
Other Outgo	(221,722)	2,036,687
TOTAL	\$ 34,260,399	\$ 51,887,955

Following are graphical descriptions of expenditures by percentage:



CONTRIBUTIONS TO RESTRICTED PROGRAMS

The budget includes the following transfers of unrestricted resources to restricted programs to cover restricted program expenditures in excess of revenue.

Description	2021-22 2nd Interim
Restricted Maintenance Account	\$1,600,000
Special Education	\$4,350,877
Transportation	\$944,808
Transportation (SPED)	\$218,385
TOTAL	\$7,114,070

COMPONENTS OF ENDING FUND BALANCE

The General Fund Unrestricted Ending balance is projected to be \$14,761,108 and the components of the ending fund balance are:

	Nonspendable	Restricted	Committed	Assigned	Unassigned / Unappropriated
Revolving Cash and Stores	\$46,959				
Restricted (Categoricals)		\$3,528,131			
Reserve for Economic Downturn/Declining Enrollment			\$5,076,615		
Technology Update			\$1,000,000		
Textbook Adoption(s)			\$1,000,000		
Strategic Plan			\$3,000,000		
TK Expansion Planning			\$1,500,000		
LCAP Carryover				\$1,214,534	
CTE match requirement				\$68,000	
Site Donation Accounts				\$200,000	
Compensated Absences				\$50,000	
Reserve for Economic Uncertainty (minimum 3% - State Required)					\$1,605,000
Unassigned / Unappropriated					\$0

CASH FLOW

The District's cash flow is estimated based on the State Controller's estimated payment dates for K-12 principal apportionments, lottery apportionments, and EPA apportionments. Staff projects a positive cash flow through 2021-22 and the subsequent year. Staff continues to monitor cash flow to ensure there is sufficient cash to meet all obligations.

MULTI YEAR BUDGET ASSUMPTIONS

	2021-22	2022-23	2023-24
Enrollment Projections	3,996	3,906	3,816
Funded ADA	4,112.35	3636	3645
ADA	3636	3636	3645
Unduplicated Pupil Percentage	44.13%	42.51%	41.37%
Mandate Block Grant	\$132,107	\$132,107	\$132,107
Unrestricted Lottery Funds per ADA	\$163	\$163	\$163
Restricted Lottery Funds per ADA	\$65	\$65	\$65
Charter School Allowable Fees	\$1,688,400	\$1,688,400	\$1,688,400
Increase/Decrease in State Funding	\$1,717,319	(\$2,675,706)	\$1,286,240
Additional Supplemental Grant	\$13,449	(\$314,971)	\$28,999
Step and Column Increases	\$419,849	\$372,817	\$344,051
STRS Contribution	\$3,413,489 16.92%	\$3,783,618 19.10%	\$3,791,609 19.10%
PERS Contribution	\$1,378,154 22.91%	\$1,593,207 26.10%	\$1,641,696 27.10%
Health/Welfare Benefits	\$4,381,846	\$4,345,309	\$4,467,628
Certificated Staffing	-7	-5	0
Classified Staffing	0	0	0
Post-Employment Benefits Transfer	\$650,000	\$650,000	\$650,000
Textbook Adoptions	0	\$0	\$0
Deferred Maintenance	\$1,573,817	\$550,000	\$500,000
California CPI applied to Supplies/Services	5.78%	3.69%	2.90%
Reserve for Economic Uncertainties	3%	3%	3%

Description	Object Codes	Projected Year Totals (Form 011) (A)	% Change (Cols. C-A/A) (B)	2022-23 Projection (C)	% Change (Cols. E-C/C) (D)	2023-24 Projection (E)
(Enter projections for subsequent years 1 and 2 in Columns C and E; current year - Column A - is extracted)						
A. REVENUES AND OTHER FINANCING SOURCES						
1. LCFF/Revenue Limit Sources	8010-8099	38,818,043.00	-6.34%	36,357,664.00	3.62%	37,673,650.00
2. Federal Revenues	8100-8299	0.00	0.00%	0.00	0.00%	0.00
3. Other State Revenues	8300-8599	764,607.00	-0.57%	760,281.05	-0.84%	753,915.72
4. Other Local Revenues	8600-8799	2,291,689.71	-81.20%	430,886.60	3.13%	444,358.10
5. Other Financing Sources						
a. Transfers In	8900-8929	0.00	0.00%	0.00	0.00%	0.00
b. Other Sources	8930-8979	0.00	0.00%	0.00	0.00%	0.00
c. Contributions	8980-8999	(5,950,877.24)	2.77%	(6,115,707.15)	5.54%	(6,454,758.72)
6. Total (Sum lines A1 thru A5c)		35,923,462.47	-12.50%	31,433,124.50	3.13%	32,417,165.10
B. EXPENDITURES AND OTHER FINANCING USES						
1. Certificated Salaries						
a. Base Salaries				16,133,170.09		15,618,315.48
b. Step & Column Adjustment				454,902.39		468,549.46
c. Cost-of-Living Adjustment				0.00		0.00
d. Other Adjustments				(969,757.00)		0.00
e. Total Certificated Salaries (Sum lines B1a thru B1d)	1000-1999	16,133,170.09	-3.19%	15,618,315.48	3.00%	16,086,864.94
2. Classified Salaries						
a. Base Salaries				5,015,192.49		4,522,466.98
b. Step & Column Adjustment				66,834.49		67,837.01
c. Cost-of-Living Adjustment				0.00		0.00
d. Other Adjustments				(559,560.00)		0.00
e. Total Classified Salaries (Sum lines B2a thru B2d)	2000-2999	5,015,192.49	-9.82%	4,522,466.98	1.50%	4,590,303.99
3. Employee Benefits	3000-3999	8,605,548.36	2.73%	8,840,694.07	3.31%	9,133,401.27
4. Books and Supplies	4000-4999	2,723,685.05	-31.19%	1,874,189.03	2.90%	1,928,540.50
5. Services and Other Operating Expenditures	5000-5999	1,419,927.89	-0.15%	1,417,858.14	0.67%	1,427,366.14
6. Capital Outlay	6000-6999	584,598.00	-94.94%	29,598.00	0.00%	29,598.00
7. Other Outgo (excluding Transfers of Indirect Costs)	7100-7299, 7400-7499	0.00	0.00%	0.00	0.00%	0.00
8. Other Outgo - Transfers of Indirect Costs	7300-7399	(221,722.00)	0.00%	(221,722.00)	0.00%	(221,722.00)
9. Other Financing Uses						
a. Transfers Out	7600-7629	1,000,000.00	-100.00%	0.00	0.00%	0.00
b. Other Uses	7630-7699	0.00	0.00%	0.00	0.00%	0.00
10. Other Adjustments (Explain in Section F below)				0.00		0.00
11. Total (Sum lines B1 thru B10)		35,260,399.88	-9.02%	32,081,399.70	2.78%	32,974,352.84
C. NET INCREASE (DECREASE) IN FUND BALANCE						
(Line A6 minus line B11)						
		663,062.59		(648,275.20)		(557,187.74)
D. FUND BALANCE						
1. Net Beginning Fund Balance (Form 011, line F1e)		14,098,045.26		14,761,107.85		14,112,832.65
2. Ending Fund Balance (Sum lines C and D1)		14,761,107.85		14,112,832.65		13,555,644.91
3. Components of Ending Fund Balance (Form 011)						
a. Nonspendable	9710-9719	46,959.00		46,959.00		46,959.00
b. Restricted	9740					
c. Committed						
1. Stabilization Arrangements	9750	0.00		0.00		0.00
2. Other Commitments	9760	11,576,615.34		11,368,340.14		11,331,152.40
d. Assigned	9780	1,532,533.51		1,082,533.51		632,533.51
e. Unassigned/Unappropriated						
1. Reserve for Economic Uncertainties	9789	1,605,000.00		1,615,000.00		1,545,000.00
2. Unassigned/Unappropriated	9790	0.00		0.00		0.00
f. Total Components of Ending Fund Balance (Line D3f must agree with line D2)		14,761,107.85		14,112,832.65		13,555,644.91

Description	Object Codes	Projected Year Totals (Form 011) (A)	% Change (Cols. C-A/A) (B)	2022-23 Projection (C)	% Change (Cols. E-C/C) (D)	2023-24 Projection (E)
E. AVAILABLE RESERVES						
1. General Fund						
a. Stabilization Arrangements	9750	0.00		0.00		0.00
b. Reserve for Economic Uncertainties	9789	1,605,000.00		1,615,000.00		1,545,000.00
c. Unassigned/Unappropriated	9790	0.00		0.00		0.00
(Enter other reserve projections in Columns C and E for subsequent years 1 and 2; current year - Column A - is extracted)						
2. Special Reserve Fund - Noncapital Outlay (Fund 17)						
a. Stabilization Arrangements	9750	0.00		0.00		0.00
b. Reserve for Economic Uncertainties	9789	0.00		0.00		0.00
c. Unassigned/Unappropriated	9790	0.00		0.00		0.00
3. Total Available Reserves (Sum lines E1a thru E2c)		1,605,000.00		1,615,000.00		1,545,000.00
F. ASSUMPTIONS						
Please provide below or on a separate attachment, the assumptions used to determine the projections for the first and second subsequent fiscal years. Further, please include an explanation for any significant expenditure adjustments projected in lines B1d, B2d, and B10. For additional information, please refer to the Budget Assumptions section of the SACS Financial Reporting Software User Guide.						
See Attached						

Description	Object Codes	Projected Year Totals (Form 011) (A)	% Change (Cols. C-A/A) (B)	2022-23 Projection (C)	% Change (Cols. E-C/C) (D)	2023-24 Projection (E)
(Enter projections for subsequent years 1 and 2 in Columns C and E; current year - Column A - is extracted)						
A. REVENUES AND OTHER FINANCING SOURCES						
1. LCFF/Revenue Limit Sources	8010-8099	1,290,435.00	0.00%	1,290,435.00	0.00%	1,290,435.00
2. Federal Revenues	8100-8299	3,597,219.96	41.60%	5,093,548.61	-37.45%	3,186,176.10
3. Other State Revenues	8300-8599	6,402,733.17	-6.66%	5,976,355.72	-33.93%	3,948,331.53
4. Other Local Revenues	8600-8799	2,851,548.27	15.76%	3,300,961.54	-0.86%	3,272,580.80
5. Other Financing Sources						
a. Transfers In	8900-8929	0.00	0.00%	0.00	0.00%	0.00
b. Other Sources	8930-8979	0.00	0.00%	0.00	0.00%	0.00
c. Contributions	8980-8999	5,950,877.24	2.77%	6,115,707.15	5.54%	6,454,758.72
6. Total (Sum lines A1 thru A5c)		20,092,813.64	8.38%	21,777,008.02	-16.64%	18,152,282.15
B. EXPENDITURES AND OTHER FINANCING USES						
1. Certificated Salaries						
a. Base Salaries				4,595,168.18		4,764,083.50
b. Step & Column Adjustment				101,287.44		108,826.05
c. Cost-of-Living Adjustment				0.00		0.00
d. Other Adjustments				67,627.88		(501,415.39)
e. Total Certificated Salaries (Sum lines B1a thru B1d)	1000-1999	4,595,168.18	3.68%	4,764,083.50	-8.24%	4,371,494.16
2. Classified Salaries						
a. Base Salaries				2,555,395.15		3,217,509.79
b. Step & Column Adjustment				67,873.87		44,616.98
c. Cost-of-Living Adjustment				0.00		0.00
d. Other Adjustments				594,240.77		(8,045.00)
e. Total Classified Salaries (Sum lines B2a thru B2d)	2000-2999	2,555,395.15	25.91%	3,217,509.79	1.14%	3,254,081.77
3. Employee Benefits	3000-3999	4,535,677.83	7.31%	4,867,444.04	-2.05%	4,767,810.79
4. Books and Supplies	4000-4999	802,103.63	50.81%	1,209,643.28	-18.05%	991,252.67
5. Services and Other Operating Expenditures	5000-5999	2,775,164.75	-0.78%	2,753,446.45	-22.42%	2,136,229.51
6. Capital Outlay	6000-6999	105,636.00	1751.30%	1,955,636.00	-95.11%	95,596.40
7. Other Outgo (excluding Transfers of Indirect Costs)	7100-7299, 7400-7499	2,111,697.00	4.31%	2,202,683.65	4.34%	2,298,219.63
8. Other Outgo - Transfers of Indirect Costs	7300-7399	146,712.00	16.90%	171,500.00	-47.42%	90,178.12
9. Other Financing Uses						
a. Transfers Out	7600-7629	573,817.00	-9.38%	520,000.00	-3.85%	500,000.00
b. Other Uses	7630-7699	0.00	0.00%	0.00	0.00%	0.00
10. Other Adjustments (Explain in Section F below)				0.00		0.00
11. Total (Sum lines B1 thru B10)		18,201,371.54	19.01%	21,661,946.71	-14.57%	18,504,863.05
C. NET INCREASE (DECREASE) IN FUND BALANCE						
(Line A6 minus line B11)						
		1,891,442.10		115,061.31		(352,580.90)
D. FUND BALANCE						
1. Net Beginning Fund Balance (Form 011, line F1e)		1,636,689.08		3,528,131.18		3,643,192.49
2. Ending Fund Balance (Sum lines C and D1)		3,528,131.18		3,643,192.49		3,290,611.59
3. Components of Ending Fund Balance (Form 011)						
a. Nonspendable	9710-9719	0.00		0.00		0.00
b. Restricted	9740	3,528,131.18		3,643,192.49		3,290,611.59
c. Committed						
1. Stabilization Arrangements	9750					
2. Other Commitments	9760					
d. Assigned	9780					
e. Unassigned/Unappropriated						
1. Reserve for Economic Uncertainties	9789					
2. Unassigned/Unappropriated	9790	0.00		0.00		0.00
f. Total Components of Ending Fund Balance		3,528,131.18		3,643,192.49		3,290,611.59
(Line D3f must agree with line D2)						

Description	Object Codes	Projected Year Totals (Form 011) (A)	% Change (Cols. C-A/A) (B)	2022-23 Projection (C)	% Change (Cols. E-C/C) (D)	2023-24 Projection (E)
E. AVAILABLE RESERVES						
1. General Fund						
a. Stabilization Arrangements	9750					
b. Reserve for Economic Uncertainties	9789					
c. Unassigned/Unappropriated Amount	9790					
(Enter current year reserve projections in Column A, and other reserve projections in Columns C and E for subsequent years 1 and 2)						
2. Special Reserve Fund - Noncapital Outlay (Fund 17)						
a. Stabilization Arrangements	9750					
b. Reserve for Economic Uncertainties	9789					
c. Unassigned/Unappropriated	9790					
3. Total Available Reserves (Sum lines E1a thru E2c)						
F. ASSUMPTIONS						
Please provide below or on a separate attachment, the assumptions used to determine the projections for the first and second subsequent fiscal years. Further, please include an explanation for any significant expenditure adjustments projected in lines B1d, B2d, and B10. For additional information, please refer to the Budget Assumptions section of the SACS Financial Reporting Software User Guide.						
See Attached						

Description	Object Codes	Projected Year Totals (Form 011) (A)	% Change (Cols. C-A/A) (B)	2022-23 Projection (C)	% Change (Cols. E-C/C) (D)	2023-24 Projection (E)
(Enter projections for subsequent years 1 and 2 in Columns C and E; current year - Column A - is extracted)						
A. REVENUES AND OTHER FINANCING SOURCES						
1. LCFF/Revenue Limit Sources	8010-8099	40,108,478.00	-6.13%	37,648,099.00	3.50%	38,964,085.00
2. Federal Revenues	8100-8299	3,597,219.96	41.60%	5,093,548.61	-37.45%	3,186,176.10
3. Other State Revenues	8300-8599	7,167,340.17	-6.01%	6,736,636.77	-30.20%	4,702,247.25
4. Other Local Revenues	8600-8799	5,143,237.98	-27.44%	3,731,848.14	-0.40%	3,716,938.90
5. Other Financing Sources						
a. Transfers In	8900-8929	0.00	0.00%	0.00	0.00%	0.00
b. Other Sources	8930-8979	0.00	0.00%	0.00	0.00%	0.00
c. Contributions	8980-8999	0.00	0.00%	0.00	0.00%	0.00
6. Total (Sum lines A1 thru A5c)		56,016,276.11	-5.01%	53,210,132.52	-4.96%	50,569,447.25
B. EXPENDITURES AND OTHER FINANCING USES						
1. Certificated Salaries						
a. Base Salaries				20,728,338.27		20,382,398.98
b. Step & Column Adjustment				556,189.83		577,375.51
c. Cost-of-Living Adjustment				0.00		0.00
d. Other Adjustments				(902,129.12)		(501,415.39)
e. Total Certificated Salaries (Sum lines B1a thru B1d)	1000-1999	20,728,338.27	-1.67%	20,382,398.98	0.37%	20,458,359.10
2. Classified Salaries						
a. Base Salaries				7,570,587.64		7,739,976.77
b. Step & Column Adjustment				134,708.36		112,453.99
c. Cost-of-Living Adjustment				0.00		0.00
d. Other Adjustments				34,680.77		(8,045.00)
e. Total Classified Salaries (Sum lines B2a thru B2d)	2000-2999	7,570,587.64	2.24%	7,739,976.77	1.35%	7,844,385.76
3. Employee Benefits	3000-3999	13,141,226.19	4.31%	13,708,138.11	1.41%	13,901,212.06
4. Books and Supplies	4000-4999	3,525,788.68	-12.53%	3,083,832.31	-5.32%	2,919,793.17
5. Services and Other Operating Expenditures	5000-5999	4,195,092.64	-0.57%	4,171,304.59	-14.57%	3,563,595.65
6. Capital Outlay	6000-6999	690,234.00	187.62%	1,985,234.00	-93.69%	125,194.40
7. Other Outgo (excluding Transfers of Indirect Costs)	7100-7299, 7400-7499	2,111,697.00	4.31%	2,202,683.65	4.34%	2,298,219.63
8. Other Outgo - Transfers of Indirect Costs	7300-7399	(75,010.00)	-33.05%	(50,222.00)	161.92%	(131,543.88)
9. Other Financing Uses						
a. Transfers Out	7600-7629	1,573,817.00	-66.96%	520,000.00	-3.85%	500,000.00
b. Other Uses	7630-7699	0.00	0.00%	0.00	0.00%	0.00
10. Other Adjustments				0.00		0.00
11. Total (Sum lines B1 thru B10)		53,461,771.42	0.53%	53,743,346.41	-4.21%	51,479,215.89
C. NET INCREASE (DECREASE) IN FUND BALANCE (Line A6 minus line B11)						
		2,554,504.69		(533,213.89)		(909,768.64)
D. FUND BALANCE						
1. Net Beginning Fund Balance (Form 011, line F1e)		15,734,734.34		18,289,239.03		17,756,025.14
2. Ending Fund Balance (Sum lines C and D1)		18,289,239.03		17,756,025.14		16,846,256.50
3. Components of Ending Fund Balance (Form 011)						
a. Nonspendable	9710-9719	46,959.00		46,959.00		46,959.00
b. Restricted	9740	3,528,131.18		3,643,192.49		3,290,611.59
c. Committed						
1. Stabilization Arrangements	9750	0.00		0.00		0.00
2. Other Commitments	9760	11,576,615.34		11,368,340.14		11,331,152.40
d. Assigned	9780	1,532,533.51		1,082,533.51		632,533.51
e. Unassigned/Unappropriated						
1. Reserve for Economic Uncertainties	9789	1,605,000.00		1,615,000.00		1,545,000.00
2. Unassigned/Unappropriated	9790	0.00		0.00		0.00
f. Total Components of Ending Fund Balance (Line D3f must agree with line D2)		18,289,239.03		17,756,025.14		16,846,256.50

Description	Object Codes	Projected Year Totals (Form 011) (A)	% Change (Cols. C-A/A) (B)	2022-23 Projection (C)	% Change (Cols. E-C/C) (D)	2023-24 Projection (E)
E. AVAILABLE RESERVES (Unrestricted except as noted)						
1. General Fund						
a. Stabilization Arrangements	9750	0.00		0.00		0.00
b. Reserve for Economic Uncertainties	9789	1,605,000.00		1,615,000.00		1,545,000.00
c. Unassigned/Unappropriated	9790	0.00		0.00		0.00
d. Negative Restricted Ending Balances (Negative resources 2000-9999)	979Z			0.00		0.00
2. Special Reserve Fund - Noncapital Outlay (Fund 17)						
a. Stabilization Arrangements	9750	0.00		0.00		0.00
b. Reserve for Economic Uncertainties	9789	0.00		0.00		0.00
c. Unassigned/Unappropriated	9790	0.00		0.00		0.00
3. Total Available Reserves - by Amount (Sum lines E1 thru E2c)		1,605,000.00		1,615,000.00		1,545,000.00
4. Total Available Reserves - by Percent (Line E3 divided by Line F3c)		3.00%		3.01%		3.00%
F. RECOMMENDED RESERVES						
1. Special Education Pass-through Exclusions						
For districts that serve as the administrative unit (AU) of a special education local plan area (SELPA):						
a. Do you choose to exclude from the reserve calculation the pass-through funds distributed to SELPA members?	YES					
b. If you are the SELPA AU and are excluding special education pass-through funds:						
1. Enter the name(s) of the SELPA(s):						
2. Special education pass-through funds (Column A: Fund 10, resources 3300-3499, 6500-6540 and 6546, objects 7211-7213 and 7221-7223; enter projections for subsequent years 1 and 2 in Columns C and E)						
		0.00				
2. District ADA (Col. A: Form AI, Estimated P-2 ADA column, Lines A4 and C4; enter projections)						
		3,636.00		3,561.81		3,389.49
3. Calculating the Reserves						
a. Expenditures and Other Financing Uses (Line B11)		53,461,771.42		53,743,346.41		51,479,215.89
b. Plus: Special Education Pass-through Funds (Line F1b2, if Line F1a is No)		0.00		0.00		0.00
c. Total Expenditures and Other Financing Uses (Line F3a plus line F3b)		53,461,771.42		53,743,346.41		51,479,215.89
d. Reserve Standard Percentage Level (Refer to Form 01CSI, Criterion 10 for calculation details)		3%		3%		3%
e. Reserve Standard - By Percent (Line F3c times F3d)		1,603,853.14		1,612,300.39		1,544,376.48
f. Reserve Standard - By Amount (Refer to Form 01CSI, Criterion 10 for calculation details)		0.00		0.00		0.00
g. Reserve Standard (Greater of Line F3e or F3f)		1,603,853.14		1,612,300.39		1,544,376.48
h. Available Reserves (Line E3) Meet Reserve Standard (Line F3g)		YES		YES		YES

ORCUTT UNION SCHOOL DISTRICT	
FUND BALANCES	
General Fund (Fund 01)	
Beginning Balance	\$ 15,734,734
Revenues	\$ 56,016,276
Expenditures	\$ (51,887,954)
Other Financing/Sources	\$ (1,573,817)
Ending Fund Balance	\$ 18,289,239
ASB (Fund 08)	
Beginning Balance	\$ 23,451
Revenues	\$ -
Expenditures	\$ -
Other Financing/Sources	
Ending Fund Balance	\$ 23,451
Charter School (Fund 09)	
Beginning Balance	\$ 2,433,680
Revenues	\$ 8,555,888
Expenditures	\$ (8,363,332)
Other Financing/Sources	\$ -
Ending Fund Balance	\$ 2,626,236
Child Development (Fund 12)	
Beginning Balance	\$ 13,531
Revenues	\$ 297,251
Expenditures	\$ (310,481)
Other Financing/Sources	\$ -
Ending Fund Balance	\$ 301
Cafeteria (Fund 13)	
Beginning Balance	\$ 1,906,857
Revenues	\$ 2,452,678
Expenditures	\$ (2,113,992)
Other Financing/Sources	\$ -
Ending Fund Balance	\$ 2,245,543
Deferred Maintenance (Fund 14)	
Beginning Balance	\$ 5,295,457
Revenues	\$ 15,500
Expenditures	\$ (1,359,084)
Other Financing/Sources	\$ 1,573,817
Ending Fund Balance	\$ 5,525,690
Post-Employment Benefits (Fund 20)	
Beginning Balance	\$ 5,761
Revenues	\$ 30
Expenditures	\$ -
Other Financing/Sources	\$ -
Ending Fund Balance	\$ 5,791
Building Fund (Fund 21)	
Beginning Balance	\$ 19,167,940
Revenues	\$ 55,000
Expenditures	\$ (7,319,222)
Other Financing/Sources	\$ -
Ending Fund Balance	\$ 11,903,719
Developer's Fees (Fund 25)	
Beginning Balance	\$ 1,185,863
Revenues	\$ 284,500
Expenditures	\$ (28,750)
Other Financing/Sources	\$ -
Ending Fund Balance	\$ 1,441,613
Special Reserve - Capital Projects (Fund 40)	
Beginning Balance	\$ 174,263
Revenues	\$ 600
Expenditures	\$ (3,000)
Other Financing/Sources	
Ending Fund Balance	\$ 171,863
Bond Interest & Redemption (Fund 51)	
Beginning Balance	\$ 3,655,390
Revenues	\$ 2,626,465
Expenditures	\$ (2,891,846)
Ending Fund Balance	\$ 3,390,009
Self-Insurance Fund (Fund 67)	
Beginning Balance	\$ 83,227
Revenues	\$ 2,800
Expenditures	\$ -
Ending Fund Balance	\$ 86,027
Retiree Benefit (Fund 71)	
Beginning Balance	\$ 7,361,068
Revenues	\$ 860,000
Expenditures	\$ -
Ending Fund Balance	\$ 8,221,068
Combined Beginning Balance	\$ 57,041,222
Combined Ending Balance	\$ 53,930,550
updated 02/28/2022	

Description	Resource Codes	Object Codes	Original Budget (A)	Board Approved Operating Budget (B)	Actuals To Date (C)	Projected Year Totals (D)	Difference (Col B & D) (E)	% Diff (E/B) (F)
A. REVENUES								
1) LCFF Sources		8010-8099	40,320,907.00	40,150,358.00	21,127,076.56	40,108,478.00	(41,880.00)	-0.1%
2) Federal Revenue		8100-8299	3,736,165.75	3,387,904.96	932,813.96	3,597,219.96	209,315.00	6.2%
3) Other State Revenue		8300-8599	5,919,004.00	7,266,289.00	5,774,602.10	7,167,340.17	(98,948.83)	-1.4%
4) Other Local Revenue		8600-8799	4,018,272.35	4,908,150.98	2,188,331.76	5,143,237.98	235,087.00	4.8%
5) TOTAL, REVENUES			53,994,349.10	55,712,702.94	30,022,824.38	56,016,276.11		
B. EXPENDITURES								
1) Certificated Salaries		1000-1999	21,157,524.44	21,281,748.96	10,405,584.84	20,728,338.27	553,410.69	2.6%
2) Classified Salaries		2000-2999	7,429,370.45	7,545,949.72	4,107,650.34	7,570,587.64	(24,637.92)	-0.3%
3) Employee Benefits		3000-3999	13,056,612.74	13,334,566.53	7,938,620.64	13,141,226.19	193,340.34	1.4%
4) Books and Supplies		4000-4999	2,163,129.02	3,697,824.87	1,159,979.22	3,525,788.68	172,036.19	4.7%
5) Services and Other Operating Expenditures		5000-5999	3,750,607.50	4,136,800.77	1,924,338.19	4,195,092.64	(58,291.87)	-1.4%
6) Capital Outlay		6000-6999	778,305.24	243,234.00	84,034.24	690,234.00	(447,000.00)	-183.8%
7) Other Outgo (excluding Transfers of Indirect Costs)		7100-7299 7400-7499	2,256,290.00	2,185,136.00	1,137,002.00	2,111,697.00	73,439.00	3.4%
8) Other Outgo - Transfers of Indirect Costs		7300-7399	(107,000.00)	(72,010.00)	0.00	(75,010.00)	3,000.00	-4.2%
9) TOTAL, EXPENDITURES			50,484,839.39	52,353,250.85	26,757,209.47	51,887,954.42		
C. EXCESS (DEFICIENCY) OF REVENUES OVER EXPENDITURES BEFORE OTHER FINANCING SOURCES AND USES (A5 - B9)			3,509,509.71	3,359,452.09	3,265,614.91	4,128,321.69		
D. OTHER FINANCING SOURCES/USES								
1) Interfund Transfers								
a) Transfers In		8900-8929	0.00	0.00	0.00	0.00	0.00	0.0%
b) Transfers Out		7600-7629	2,881,707.14	1,531,707.14	1,000,000.00	1,573,817.00	(42,109.86)	-2.7%
2) Other Sources/Uses								
a) Sources		8930-8979	0.00	0.00	0.00	0.00	0.00	0.0%
b) Uses		7630-7699	0.00	0.00	0.00	0.00	0.00	0.0%
3) Contributions		8980-8999	0.00	0.00	0.00	0.00	0.00	0.0%
4) TOTAL, OTHER FINANCING SOURCES/USES			(2,881,707.14)	(1,531,707.14)	(1,000,000.00)	(1,573,817.00)		

Description	Resource Codes	Object Codes	Original Budget (A)	Board Approved Operating Budget (B)	Actuals To Date (C)	Projected Year Totals (D)	Difference (Col B & D) (E)	% Diff (E/B) (F)
E. NET INCREASE (DECREASE) IN FUND BALANCE (C + D4)			627,802.57	1,827,744.95	2,265,614.91	2,554,504.69		
F. FUND BALANCE, RESERVES								
1) Beginning Fund Balance								
a) As of July 1 - Unaudited		9791	15,097,182.20	15,734,734.34		15,734,734.34	0.00	0.0%
b) Audit Adjustments		9793	0.00	0.00		0.00	0.00	0.0%
c) As of July 1 - Audited (F1a + F1b)			15,097,182.20	15,734,734.34		15,734,734.34		
d) Other Restatements		9795	0.00	0.00		0.00	0.00	0.0%
e) Adjusted Beginning Balance (F1c + F1d)			15,097,182.20	15,734,734.34		15,734,734.34		
2) Ending Balance, June 30 (E + F1e)			15,724,984.77	17,562,479.29		18,289,239.03		
Components of Ending Fund Balance								
a) Nonspendable								
Revolving Cash		9711	15,500.00	15,500.00		15,500.00		
Stores		9712	31,459.00	31,459.00		31,459.00		
Prepaid Items		9713	0.00	0.00		0.00		
All Others		9719	0.00	0.00		0.00		
b) Restricted		9740	2,402,950.13	2,945,720.35		3,528,131.18		
c) Committed								
Stabilization Arrangements		9750	0.00	0.00		0.00		
Other Commitments		9760	10,447,075.64	11,745,156.94		11,576,615.34		
Economic Downturn/Declining Enrollment	0000	9760	4,947,075.64					
Strategic Plan	0000	9760	2,000,000.00					
TK Expansion Planning	0000	9760	1,500,000.00					
Textbook Adoption	0000	9760	1,000,000.00					
Technology Update	0000	9760	1,000,000.00					
Economic Downturn/Declining Enrollment	0000	9760		5,072,201.32				
Strategic Plan	0000	9760		3,172,955.62				
TK Expansion Planning	0000	9760		1,500,000.00				
Textbook Adoption	0000	9760		1,000,000.00				
Technology Update	0000	9760		1,000,000.00				
Economic Downturn/Declining Enrollment	0000	9760				5,076,615.34		
Strategic Plan	0000	9760				3,000,000.00		
TK Expansion Planning	0000	9760				1,500,000.00		
Textbook Adoption	0000	9760				1,000,000.00		
Technology Update	0000	9760				1,000,000.00		
d) Assigned								
Other Assignments		9780	1,218,000.00	1,194,643.00		1,532,533.51		
CTE Match Requirement	0000	9780	68,000.00					
Site Donation accounts	0000	9780	200,000.00					
Compensated Absences	0000	9780	50,000.00					
LCAP Carryover	0000	9780	900,000.00					
CTE Match Requirement	0000	9780		68,000.00				
Site Donation Accounts	0000	9780		200,000.00				
Compensated Absences	0000	9780		50,000.00				
LCAP Carryover	0000	9780		876,643.00				
CTE Match Requirement	0000	9780				68,000.00		
Site Donation Accounts	0000	9780				200,000.00		
Compensated Absences	0000	9780				50,000.00		
LCAP Carryover	0000	9780				1,214,533.51		
e) Unassigned/Unappropriated								
Reserve for Economic Uncertainties		9789	1,610,000.00	1,630,000.00		1,605,000.00		15

2021-22 Second Interim
 General Fund
 Summary - Unrestricted/Restricted
 Revenues, Expenditures, and Changes in Fund Balance

Description	Resource Codes	Object Codes	Original Budget (A)	Board Approved Operating Budget (B)	Actuals To Date (C)	Projected Year Totals (D)	Difference (Col B & D) (E)	% Diff (E/B) (F)
Unassigned/Unappropriated Amount		9790	0.00	0.00		0.00		

Description	Resource Codes	Object Codes	Original Budget (A)	Board Approved Operating Budget (B)	Actuals To Date (C)	Projected Year Totals (D)	Difference (Col B & D) (E)	% Diff (E/B) (F)
LCFF SOURCES								
Principal Apportionment								
State Aid - Current Year		8011	17,433,904.00	17,246,844.00	9,600,977.00	17,312,438.00	65,594.00	0.4%
Education Protection Account State Aid - Current Year		8012	7,896,990.00	7,714,631.00	3,787,825.00	7,599,006.00	(115,625.00)	-1.5%
State Aid - Prior Years		8019	(60,000.00)	(60,000.00)	(125,712.82)	(125,000.00)	(65,000.00)	108.3%
Tax Relief Subventions								
Homeowners' Exemptions		8021	55,158.00	53,426.00	27,532.26	53,426.00	0.00	0.0%
Timber Yield Tax		8022	0.00	0.00	0.00	0.00	0.00	0.0%
Other Subventions/In-Lieu Taxes		8029	0.00	0.00	0.00	0.00	0.00	0.0%
County & District Taxes								
Secured Roll Taxes		8041	13,042,503.00	13,292,695.00	7,422,834.73	13,292,695.00	0.00	0.0%
Unsecured Roll Taxes		8042	440,472.00	452,487.00	449,724.55	452,487.00	0.00	0.0%
Prior Years' Taxes		8043	25,984.00	12,555.00	13,119.21	12,555.00	0.00	0.0%
Supplemental Taxes		8044	822,950.00	503,941.00	410,600.63	503,941.00	0.00	0.0%
Education Revenue Augmentation Fund (ERAF)		8045	2,158,367.00	2,150,976.00	0.00	2,150,976.00	0.00	0.0%
Community Redevelopment Funds (SB 617/699/1992)		8047	0.00	0.00	0.00	0.00	0.00	0.0%
Penalties and Interest from Delinquent Taxes		8048	0.00	0.00	0.00	0.00	0.00	0.0%
Miscellaneous Funds (EC 41604)								
Royalties and Bonuses		8081	0.00	0.00	0.00	0.00	0.00	0.0%
Other In-Lieu Taxes		8082	0.00	0.00	0.00	0.00	0.00	0.0%
Less: Non-LCFF (50%) Adjustment		8089	0.00	0.00	0.00	0.00	0.00	0.0%
Subtotal, LCFF Sources			41,816,328.00	41,367,555.00	21,586,900.56	41,252,524.00	(115,031.00)	-0.3%
LCFF Transfers								
Unrestricted LCFF Transfers - Current Year	0000	8091	0.00	0.00	0.00	0.00	0.00	0.0%
All Other LCFF Transfers - Current Year	All Other	8091	0.00	0.00	0.00	0.00	0.00	0.0%
Transfers to Charter Schools in Lieu of Property Taxes		8096	(2,732,465.00)	(2,470,752.00)	(1,033,778.00)	(2,434,481.00)	36,271.00	-1.5%
Property Taxes Transfers		8097	1,237,044.00	1,253,555.00	573,954.00	1,290,435.00	36,880.00	2.9%
LCFF/Revenue Limit Transfers - Prior Years		8099	0.00	0.00	0.00	0.00	0.00	0.0%
TOTAL, LCFF SOURCES			40,320,907.00	40,150,358.00	21,127,076.56	40,108,478.00	(41,880.00)	-0.1%
FEDERAL REVENUE								
Maintenance and Operations		8110	0.00	0.00	0.00	0.00	0.00	0.0%
Special Education Entitlement		8181	970,918.00	970,918.00	251,487.00	953,647.00	(17,271.00)	-1.8%
Special Education Discretionary Grants		8182	38,642.00	38,642.00	(22,194.00)	265,140.00	226,498.00	586.1%
Child Nutrition Programs		8220	0.00	0.00	0.00	0.00	0.00	0.0%
Donated Food Commodities		8221	0.00	0.00	0.00	0.00	0.00	0.0%
Forest Reserve Funds		8260	0.00	0.00	0.00	0.00	0.00	0.0%
Flood Control Funds		8270	0.00	0.00	0.00	0.00	0.00	0.0%
Wildlife Reserve Funds		8280	0.00	0.00	0.00	0.00	0.00	0.0%
FEMA		8281	0.00	0.00	0.00	0.00	0.00	0.0%
Interagency Contracts Between LEAs		8285	0.00	0.00	0.00	0.00	0.00	0.0%
Pass-Through Revenues from Federal Sources		8287	0.00	0.00	0.00	0.00	0.00	0.0%
Title I, Part A, Basic	3010	8290	591,106.00	655,162.00	(59,721.04)	655,162.00	0.00	0.0%
Title I, Part D, Local Delinquent Programs	3025	8290	0.00	0.00	0.00	0.00	0.00	0.0%
Title II, Part A, Supporting Effective Instruction	4035	8290	251,146.00	234,039.00	84,333.93	234,039.00	0.00	170.0%

Description	Resource Codes	Object Codes	Original Budget (A)	Board Approved Operating Budget (B)	Actuals To Date (C)	Projected Year Totals (D)	Difference (Col B & D) (E)	% Diff (E/B) (F)
Title III, Part A, Immigrant Student Program	4201	8290	0.00	0.00	0.00	0.00	0.00	0.0%
Title III, Part A, English Learner Program	4203	8290	86,129.75	83,077.75	(21,752.26)	83,077.75	0.00	0.0%
Public Charter Schools Grant Program (PCSGP)	4610	8290	0.00	0.00	0.00	0.00	0.00	0.0%
Other NCLB / Every Student Succeeds Act	3040, 3045, 3060, 3061, 3110, 3150, 3155, 3180, 3182, 4037, 4123, 4124, 4126, 4127, 4128, 5630	8290	35,641.00	52,080.00	9,256.41	52,080.00	0.00	0.0%
Career and Technical Education	3500-3599	8290	0.00	0.00	0.00	0.00	0.00	0.0%
All Other Federal Revenue	All Other	8290	1,762,583.00	1,353,986.21	691,403.92	1,354,074.21	88.00	0.0%
TOTAL, FEDERAL REVENUE			3,736,165.75	3,387,904.96	932,813.96	3,597,219.96	209,315.00	6.2%
OTHER STATE REVENUE								
Other State Apportionments								
ROC/P Entitlement Prior Years	6360	8319	0.00	0.00	0.00	0.00	0.00	0.0%
Special Education Master Plan Current Year	6500	8311	0.00	0.00	0.00	0.00	0.00	0.0%
Prior Years	6500	8319	0.00	0.00	0.00	0.00	0.00	0.0%
All Other State Apportionments - Current Year	All Other	8311	0.00	0.00	0.00	0.00	0.00	0.0%
All Other State Apportionments - Prior Years	All Other	8319	0.00	0.00	0.00	0.00	0.00	0.0%
Child Nutrition Programs		8520	0.00	0.00	0.00	0.00	0.00	0.0%
Mandated Costs Reimbursements		8550	132,107.00	132,107.00	134,844.00	132,107.00	0.00	0.0%
Lottery - Unrestricted and Instructional Materials		8560	825,000.00	825,000.00	289,024.77	825,000.00	0.00	0.0%
Tax Relief Subventions								
Restricted Levies - Other								
Homeowners' Exemptions		8575	0.00	0.00	0.00	0.00	0.00	0.0%
Other Subventions/In-Lieu Taxes		8576	0.00	0.00	0.00	0.00	0.00	0.0%
Pass-Through Revenues from State Sources		8587	0.00	0.00	0.00	0.00	0.00	0.0%
After School Education and Safety (ASES)	6010	8590	168,959.00	168,959.00	(428.23)	190,765.17	21,806.17	12.9%
Charter School Facility Grant	6030	8590	0.00	0.00	0.00	0.00	0.00	0.0%
Career Technical Education Incentive Grant Program	6387	8590	0.00	0.00	0.00	0.00	0.00	0.0%
Drug/Alcohol/Tobacco Funds	6650, 6690, 6695	8590	0.00	0.00	0.00	0.00	0.00	0.0%
California Clean Energy Jobs Act	6230	8590	0.00	0.00	0.00	0.00	0.00	0.0%
Specialized Secondary	7370	8590	0.00	0.00	0.00	0.00	0.00	0.0%
American Indian Early Childhood Education	7210	8590	0.00	0.00	0.00	0.00	0.00	0.0%
All Other State Revenue	All Other	8590	4,792,938.00	6,140,223.00	5,351,161.56	6,019,468.00	(120,755.00)	-2.0%
TOTAL, OTHER STATE REVENUE			5,919,004.00	7,266,289.00	5,774,602.10	7,167,340.17	(98,948.83)	-1.4%

Description	Resource Codes	Object Codes	Original Budget (A)	Board Approved Operating Budget (B)	Actuals To Date (C)	Projected Year Totals (D)	Difference (Col B & D) (E)	% Diff (E/B) (F)
OTHER LOCAL REVENUE								
Other Local Revenue								
County and District Taxes								
Other Restricted Levies								
Secured Roll		8615	0.00	0.00	0.00	0.00	0.00	0.0%
Unsecured Roll		8616	0.00	0.00	0.00	0.00	0.00	0.0%
Prior Years' Taxes		8617	0.00	0.00	0.00	0.00	0.00	0.0%
Supplemental Taxes		8618	0.00	0.00	0.00	0.00	0.00	0.0%
Non-Ad Valorem Taxes								
Parcel Taxes		8621	0.00	0.00	0.00	0.00	0.00	0.0%
Other		8622	0.00	0.00	0.00	0.00	0.00	0.0%
Community Redevelopment Funds								
Not Subject to LCFF Deduction		8625	0.00	0.00	0.00	0.00	0.00	0.0%
Penalties and Interest from Delinquent Non-LCFF								
Taxes		8629	0.00	0.00	0.00	0.00	0.00	0.0%
Sales								
Sale of Equipment/Supplies		8631	0.00	0.00	0.00	0.00	0.00	0.0%
Sale of Publications		8632	0.00	0.00	0.00	0.00	0.00	0.0%
Food Service Sales		8634	0.00	0.00	0.00	0.00	0.00	0.0%
All Other Sales		8639	0.00	0.00	0.00	0.00	0.00	0.0%
Leases and Rentals		8650	0.00	0.00	855.00	0.00	0.00	0.0%
Interest		8660	125,000.00	65,000.00	47,648.97	65,000.00	0.00	0.0%
Net Increase (Decrease) in the Fair Value of Investments		8662	0.00	0.00	0.00	0.00	0.00	0.0%
Fees and Contracts								
Adult Education Fees		8671	0.00	0.00	0.00	0.00	0.00	0.0%
Non-Resident Students		8672	0.00	0.00	0.00	0.00	0.00	0.0%
Transportation Fees From Individuals		8675	0.00	0.00	0.00	0.00	0.00	0.0%
Interagency Services		8677	0.00	0.00	0.00	23,988.00	23,988.00	New
Mitigation/Developer Fees		8681	0.00	0.00	0.00	0.00	0.00	0.0%
All Other Fees and Contracts		8689	0.00	0.00	0.00	0.00	0.00	0.0%
Other Local Revenue								
Plus: Misc Funds Non-LCFF (50%) Adjustment		8691	0.00	0.00	0.00	0.00	0.00	0.0%
Pass-Through Revenues From Local Sources		8697	0.00	0.00	0.00	0.00	0.00	0.0%
All Other Local Revenue		8699	1,436,399.35	2,212,485.98	660,313.76	2,394,485.98	182,000.00	8.2%
Tuition		8710	544,176.00	535,688.00	241,077.00	532,817.00	(2,871.00)	-0.5%
All Other Transfers In		8781-8783	0.00	0.00	0.00	0.00	0.00	0.0%
Transfers Of Apportionments								
Special Education SELPA Transfers								
From Districts or Charter Schools	6500	8791	0.00	0.00	0.00	0.00	0.00	0.0%
From County Offices	6500	8792	0.00	0.00	0.00	0.00	0.00	0.0%
From JPAs	6500	8793	1,912,697.00	2,094,977.00	1,238,437.03	2,126,947.00	31,970.00	1.5%
ROC/P Transfers								
From Districts or Charter Schools	6360	8791	0.00	0.00	0.00	0.00	0.00	0.0%
From County Offices	6360	8792	0.00	0.00	0.00	0.00	0.00	0.0%
From JPAs	6360	8793	0.00	0.00	0.00	0.00	0.00	0.0%
Other Transfers of Apportionments								
From Districts or Charter Schools	All Other	8791	0.00	0.00	0.00	0.00	0.00	0.0%
From County Offices	All Other	8792	0.00	0.00	0.00	0.00	0.00	0.0%
From JPAs	All Other	8793	0.00	0.00	0.00	0.00	0.00	0.0%
All Other Transfers In from All Others		8799	0.00	0.00	0.00	0.00	0.00	0.0%
TOTAL, OTHER LOCAL REVENUE			4,018,272.35	4,908,150.98	2,188,331.76	5,143,237.98	235,087.00	4.8%
TOTAL, REVENUES			53,994,349.10	55,712,702.94	30,022,824.38	56,016,276.11	303,573.17	0.5%

Description	Resource Codes	Object Codes	Original Budget (A)	Board Approved Operating Budget (B)	Actuals To Date (C)	Projected Year Totals (D)	Difference (Col B & D) (E)	% Diff (E/B) (F)
CERTIFICATED SALARIES								
Certificated Teachers' Salaries		1100	17,617,007.02	17,797,043.74	8,498,706.60	17,309,133.05	487,910.69	2.7%
Certificated Pupil Support Salaries		1200	757,922.45	793,750.44	436,234.59	793,750.44	0.00	0.0%
Certificated Supervisors' and Administrators' Salaries		1300	2,604,333.97	2,505,193.78	1,399,268.83	2,439,693.78	65,500.00	2.6%
Other Certificated Salaries		1900	178,261.00	185,761.00	71,374.82	185,761.00	0.00	0.0%
TOTAL, CERTIFICATED SALARIES			21,157,524.44	21,281,748.96	10,405,584.84	20,728,338.27	553,410.69	2.6%
CLASSIFIED SALARIES								
Classified Instructional Salaries		2100	1,712,110.54	1,732,187.37	907,410.10	1,765,662.64	(33,475.27)	-1.9%
Classified Support Salaries		2200	2,943,283.74	2,949,982.07	1,597,582.76	2,950,681.21	(699.14)	0.0%
Classified Supervisors' and Administrators' Salaries		2300	629,224.49	692,873.60	389,553.96	706,338.96	(13,465.36)	-1.9%
Clerical, Technical and Office Salaries		2400	1,980,162.15	2,010,386.22	1,063,312.73	1,972,844.75	37,541.47	1.9%
Other Classified Salaries		2900	164,589.53	160,520.46	149,790.79	175,060.08	(14,539.62)	-9.1%
TOTAL, CLASSIFIED SALARIES			7,429,370.45	7,545,949.72	4,107,650.34	7,570,587.64	(24,637.92)	-0.3%
EMPLOYEE BENEFITS								
STRS		3101-3102	5,643,426.54	5,645,261.56	3,683,666.35	5,513,489.20	131,772.36	2.3%
PERS		3201-3202	1,466,699.73	1,406,660.26	752,983.47	1,378,154.30	28,505.96	2.0%
OASDI/Medicare/Alternative		3301-3302	744,672.95	756,568.23	409,368.84	751,329.19	5,239.04	0.7%
Health and Welfare Benefits		3401-3402	3,972,561.29	3,950,869.04	1,990,488.37	3,947,258.95	3,610.09	0.1%
Unemployment Insurance		3501-3502	334,691.03	147,438.56	68,072.84	139,284.78	8,153.78	5.5%
Workers' Compensation		3601-3602	285,440.20	285,399.04	143,856.14	279,558.93	5,840.11	2.0%
OPEB, Allocated		3701-3702	569,874.20	1,095,290.90	865,793.32	1,084,586.59	10,704.31	1.0%
OPEB, Active Employees		3751-3752	0.00	0.00	0.00	0.00	0.00	0.0%
Other Employee Benefits		3901-3902	39,246.80	47,078.94	24,391.31	47,564.25	(485.31)	-1.0%
TOTAL, EMPLOYEE BENEFITS			13,056,612.74	13,334,566.53	7,938,620.64	13,141,226.19	193,340.34	1.4%
BOOKS AND SUPPLIES								
Approved Textbooks and Core Curricula Materials		4100	65,000.00	45,000.00	54,038.27	45,000.00	0.00	0.0%
Books and Other Reference Materials		4200	19,290.00	19,290.00	11,754.54	19,290.00	0.00	0.0%
Materials and Supplies		4300	1,698,903.86	2,959,794.75	1,017,839.64	2,765,952.37	193,842.38	6.5%
Noncapitalized Equipment		4400	379,935.16	673,740.12	76,346.77	695,546.31	(21,806.19)	-3.2%
Food		4700	0.00	0.00	0.00	0.00	0.00	0.0%
TOTAL, BOOKS AND SUPPLIES			2,163,129.02	3,697,824.87	1,159,979.22	3,525,788.68	172,036.19	4.7%
SERVICES AND OTHER OPERATING EXPENDITURES								
Subagreements for Services		5100	651,673.00	594,217.00	215,289.66	576,810.00	17,407.00	2.9%
Travel and Conferences		5200	151,242.42	179,665.49	107,713.41	180,865.49	(1,200.00)	-0.7%
Dues and Memberships		5300	35,930.00	35,930.00	28,166.12	35,930.00	0.00	0.0%
Insurance		5400-5450	437,783.00	437,783.00	413,474.01	437,783.00	0.00	0.0%
Operations and Housekeeping Services		5500	811,500.00	860,000.00	382,290.38	857,420.00	2,580.00	0.3%
Rentals, Leases, Repairs, and Noncapitalized Improvements		5600	303,380.36	346,075.95	181,875.79	328,380.36	17,695.59	5.1%
Transfers of Direct Costs		5710	0.00	0.00	(26.96)	0.00	0.00	0.0%
Transfers of Direct Costs - Interfund		5750	(1,956,663.79)	(1,779,811.13)	(1,131,096.14)	(1,779,811.13)	0.00	0.0%
Professional/Consulting Services and Operating Expenditures		5800	3,124,875.63	3,257,936.58	1,618,204.73	3,352,711.04	(94,774.46)	-2.9%
Communications		5900	190,886.88	205,003.88	108,447.19	205,003.88	0.00	0.0%
TOTAL, SERVICES AND OTHER OPERATING EXPENDITURES			3,750,607.50	4,136,800.77	1,924,338.19	4,195,092.64	(58,291.87)	-1.4%

Description	Resource Codes	Object Codes	Original Budget (A)	Board Approved Operating Budget (B)	Actuals To Date (C)	Projected Year Totals (D)	Difference (Col B & D) (E)	% Diff (E/B) (F)
CAPITAL OUTLAY								
Land		6100	0.00	0.00	0.00	0.00	0.00	0.0%
Land Improvements		6170	0.00	2,800.00	2,860.00	2,800.00	0.00	0.0%
Buildings and Improvements of Buildings		6200	12,500.00	12,500.00	0.00	12,500.00	0.00	0.0%
Books and Media for New School Libraries or Major Expansion of School Libraries		6300	0.00	0.00	0.00	0.00	0.00	0.0%
Equipment		6400	742,669.24	202,698.00	54,745.76	649,698.00	(447,000.00)	-220.5%
Equipment Replacement		6500	23,136.00	25,236.00	26,428.48	25,236.00	0.00	0.0%
Lease Assets		6600	0.00	0.00	0.00	0.00	0.00	0.0%
TOTAL, CAPITAL OUTLAY			778,305.24	243,234.00	84,034.24	690,234.00	(447,000.00)	-183.8%
OTHER OUTGO (excluding Transfers of Indirect Costs)								
Tuition								
Tuition for Instruction Under Interdistrict Attendance Agreements		7110	0.00	0.00	0.00	0.00	0.00	0.0%
State Special Schools		7130	0.00	0.00	0.00	0.00	0.00	0.0%
Tuition, Excess Costs, and/or Deficit Payments								
Payments to Districts or Charter Schools		7141	327,632.00	308,730.00	169,803.00	253,322.00	55,408.00	17.9%
Payments to County Offices		7142	1,928,658.00	1,876,406.00	967,199.00	1,858,375.00	18,031.00	1.0%
Payments to JPAs		7143	0.00	0.00	0.00	0.00	0.00	0.0%
Transfers of Pass-Through Revenues								
To Districts or Charter Schools		7211	0.00	0.00	0.00	0.00	0.00	0.0%
To County Offices		7212	0.00	0.00	0.00	0.00	0.00	0.0%
To JPAs		7213	0.00	0.00	0.00	0.00	0.00	0.0%
Special Education SELPA Transfers of Apportionments								
To Districts or Charter Schools	6500	7221	0.00	0.00	0.00	0.00	0.00	0.0%
To County Offices	6500	7222	0.00	0.00	0.00	0.00	0.00	0.0%
To JPAs	6500	7223	0.00	0.00	0.00	0.00	0.00	0.0%
ROC/P Transfers of Apportionments								
To Districts or Charter Schools	6360	7221	0.00	0.00	0.00	0.00	0.00	0.0%
To County Offices	6360	7222	0.00	0.00	0.00	0.00	0.00	0.0%
To JPAs	6360	7223	0.00	0.00	0.00	0.00	0.00	0.0%
Other Transfers of Apportionments	All Other	7221-7223	0.00	0.00	0.00	0.00	0.00	0.0%
All Other Transfers		7281-7283	0.00	0.00	0.00	0.00	0.00	0.0%
All Other Transfers Out to All Others		7299	0.00	0.00	0.00	0.00	0.00	0.0%
Debt Service								
Debt Service - Interest		7438	0.00	0.00	0.00	0.00	0.00	0.0%
Other Debt Service - Principal		7439	0.00	0.00	0.00	0.00	0.00	0.0%
TOTAL, OTHER OUTGO (excluding Transfers of Indirect Costs)			2,256,290.00	2,185,136.00	1,137,002.00	2,111,697.00	73,439.00	3.4%
OTHER OUTGO - TRANSFERS OF INDIRECT COSTS								
Transfers of Indirect Costs		7310	0.00	(10.00)	0.00	(10.00)		
Transfers of Indirect Costs - Interfund		7350	(107,000.00)	(72,000.00)	0.00	(75,000.00)	3,000.00	-4.2%
TOTAL, OTHER OUTGO - TRANSFERS OF INDIRECT COSTS			(107,000.00)	(72,010.00)	0.00	(75,010.00)	3,000.00	-4.2%
TOTAL, EXPENDITURES			50,484,839.39	52,353,250.85	26,757,209.47	51,887,954.42	465,296.43	0.9%

Description	Resource Codes	Object Codes	Original Budget (A)	Board Approved Operating Budget (B)	Actuals To Date (C)	Projected Year Totals (D)	Difference (Col B & D) (E)	% Diff (E/B) (F)
INTERFUND TRANSFERS								
INTERFUND TRANSFERS IN								
From: Special Reserve Fund		8912	0.00	0.00	0.00	0.00	0.00	0.0%
From: Bond Interest and Redemption Fund		8914	0.00	0.00	0.00	0.00	0.00	0.0%
Other Authorized Interfund Transfers In		8919	0.00	0.00	0.00	0.00	0.00	0.0%
(a) TOTAL, INTERFUND TRANSFERS IN			0.00	0.00	0.00	0.00	0.00	0.0%
INTERFUND TRANSFERS OUT								
To: Child Development Fund		7611	0.00	0.00	0.00	0.00	0.00	0.0%
To: Special Reserve Fund		7612	0.00	0.00	0.00	0.00	0.00	0.0%
To: State School Building Fund/ County School Facilities Fund		7613	0.00	0.00	0.00	0.00	0.00	0.0%
To: Cafeteria Fund		7616	0.00	0.00	0.00	0.00	0.00	0.0%
Other Authorized Interfund Transfers Out		7619	2,881,707.14	1,531,707.14	1,000,000.00	1,573,817.00	(42,109.86)	-2.7%
(b) TOTAL, INTERFUND TRANSFERS OUT			2,881,707.14	1,531,707.14	1,000,000.00	1,573,817.00	(42,109.86)	-2.7%
OTHER SOURCES/USES								
SOURCES								
State Apportionments Emergency Apportionments		8931	0.00	0.00	0.00	0.00	0.00	0.0%
Proceeds								
Proceeds from Disposal of Capital Assets		8953	0.00	0.00	0.00	0.00	0.00	0.0%
Other Sources								
Transfers from Funds of Lapsed/Reorganized LEAs		8965	0.00	0.00	0.00	0.00	0.00	0.0%
Long-Term Debt Proceeds								
Proceeds from Certificates of Participation		8971	0.00	0.00	0.00	0.00	0.00	0.0%
Proceeds from Leases		8972	0.00	0.00	0.00	0.00	0.00	0.0%
Proceeds from Lease Revenue Bonds		8973	0.00	0.00	0.00	0.00	0.00	0.0%
All Other Financing Sources		8979	0.00	0.00	0.00	0.00	0.00	0.0%
(c) TOTAL, SOURCES			0.00	0.00	0.00	0.00	0.00	0.0%
USES								
Transfers of Funds from Lapsed/Reorganized LEAs		7651	0.00	0.00	0.00	0.00	0.00	0.0%
All Other Financing Uses		7699	0.00	0.00	0.00	0.00	0.00	0.0%
(d) TOTAL, USES			0.00	0.00	0.00	0.00	0.00	0.0%
CONTRIBUTIONS								
Contributions from Unrestricted Revenues		8980	0.00	0.00	0.00	0.00		
Contributions from Restricted Revenues		8990	0.00	0.00	0.00	0.00		
(e) TOTAL, CONTRIBUTIONS			0.00	0.00	0.00	0.00	0.00	0.0%
TOTAL, OTHER FINANCING SOURCES/USES								
(a - b + c - d + e)			(2,881,707.14)	(1,531,707.14)	(1,000,000.00)	(1,573,817.00)	42,109.86	2.7%

Description	Resource Codes	Object Codes	Original Budget (A)	Board Approved Operating Budget (B)	Actuals To Date (C)	Projected Year Totals (D)	Difference (Col B & D) (E)	% Diff (E/B) (F)
A. REVENUES								
1) LCFF Sources		8010-8099	1,237,044.00	1,253,555.00	573,954.00	1,290,435.00	36,880.00	2.9%
2) Federal Revenue		8100-8299	3,736,165.75	3,387,904.96	932,813.96	3,597,219.96	209,315.00	6.2%
3) Other State Revenue		8300-8599	5,154,397.00	6,501,682.00	5,346,325.23	6,402,733.17	(98,948.83)	-1.5%
4) Other Local Revenue		8600-8799	2,534,835.35	2,822,449.27	1,488,878.28	2,851,548.27	29,099.00	1.0%
5) TOTAL, REVENUES			12,662,442.10	13,965,591.23	8,341,971.47	14,141,936.40		
B. EXPENDITURES								
1) Certificated Salaries		1000-1999	4,510,851.58	5,035,896.91	2,366,391.74	4,595,168.18	440,728.73	8.8%
2) Classified Salaries		2000-2999	2,593,255.84	2,550,596.85	1,294,271.68	2,555,395.15	(4,798.30)	-0.2%
3) Employee Benefits		3000-3999	4,607,372.02	4,654,622.51	3,241,741.35	4,535,677.83	118,944.68	2.6%
4) Books and Supplies		4000-4999	549,650.95	911,479.82	165,359.97	802,103.63	109,376.19	12.0%
5) Services and Other Operating Expenditures		5000-5999	2,645,139.20	2,673,030.44	1,054,330.71	2,775,164.75	(102,134.31)	-3.8%
6) Capital Outlay		6000-6999	623,305.24	80,636.00	68,755.99	105,636.00	(25,000.00)	-31.0%
7) Other Outgo (excluding Transfers of Indirect Costs)		7100-7299 7400-7499	2,256,290.00	2,185,136.00	1,137,002.00	2,111,697.00	73,439.00	3.4%
8) Other Outgo - Transfers of Indirect Costs		7300-7399	79,500.00	147,917.00	0.00	146,712.00	1,205.00	0.8%
9) TOTAL, EXPENDITURES			17,865,364.83	18,239,315.53	9,327,853.44	17,627,554.54		
C. EXCESS (DEFICIENCY) OF REVENUES OVER EXPENDITURES BEFORE OTHER FINANCING SOURCES AND USES (A5 - B9)			(5,202,922.73)	(4,273,724.30)	(985,881.97)	(3,485,618.14)		
D. OTHER FINANCING SOURCES/USES								
1) Interfund Transfers								
a) Transfers In		8900-8929	0.00	0.00	0.00	0.00	0.00	0.0%
b) Transfers Out		7600-7629	531,707.14	531,707.14	0.00	573,817.00	(42,109.86)	-7.9%
2) Other Sources/Uses								
a) Sources		8930-8979	0.00	0.00	0.00	0.00	0.00	0.0%
b) Uses		7630-7699	0.00	0.00	0.00	0.00	0.00	0.0%
3) Contributions		8980-8999	6,206,515.82	6,114,462.71	4,550,000.00	5,950,877.24	(163,585.47)	-2.7%
4) TOTAL, OTHER FINANCING SOURCES/USES			5,674,808.68	5,582,755.57	4,550,000.00	5,377,060.24		

Description	Resource Codes	Object Codes	Original Budget (A)	Board Approved Operating Budget (B)	Actuals To Date (C)	Projected Year Totals (D)	Difference (Col B & D) (E)	% Diff (E/B) (F)
E. NET INCREASE (DECREASE) IN FUND BALANCE (C + D4)			471,885.95	1,309,031.27	3,564,118.03	1,891,442.10		
F. FUND BALANCE, RESERVES								
1) Beginning Fund Balance								
a) As of July 1 - Unaudited		9791	1,931,064.18	1,636,689.08		1,636,689.08	0.00	0.0%
b) Audit Adjustments		9793	0.00	0.00		0.00	0.00	0.0%
c) As of July 1 - Audited (F1a + F1b)			1,931,064.18	1,636,689.08		1,636,689.08		
d) Other Restatements		9795	0.00	0.00		0.00	0.00	0.0%
e) Adjusted Beginning Balance (F1c + F1d)			1,931,064.18	1,636,689.08		1,636,689.08		
2) Ending Balance, June 30 (E + F1e)			2,402,950.13	2,945,720.35		3,528,131.18		
Components of Ending Fund Balance								
a) Nonspendable								
Revolving Cash		9711	0.00	0.00		0.00		
Stores		9712	0.00	0.00		0.00		
Prepaid Items		9713	0.00	0.00		0.00		
All Others		9719	0.00	0.00		0.00		
b) Restricted			2,402,950.13	2,945,720.35		3,528,131.18		
c) Committed								
Stabilization Arrangements		9750	0.00	0.00		0.00		
Other Commitments		9760	0.00	0.00		0.00		
d) Assigned								
Other Assignments		9780	0.00	0.00		0.00		
e) Unassigned/Unappropriated								
Reserve for Economic Uncertainties		9789	0.00	0.00		0.00		
Unassigned/Unappropriated Amount			0.00	0.00		0.00		

Description	Resource Codes	Object Codes	Original Budget (A)	Board Approved Operating Budget (B)	Actuals To Date (C)	Projected Year Totals (D)	Difference (Col B & D) (E)	% Diff (E/B) (F)
LCFF SOURCES								
Principal Apportionment								
State Aid - Current Year		8011	0.00	0.00	0.00	0.00		
Education Protection Account State Aid - Current Year		8012	0.00	0.00	0.00	0.00		
State Aid - Prior Years		8019	0.00	0.00	0.00	0.00		
Tax Relief Subventions								
Homeowners' Exemptions		8021	0.00	0.00	0.00	0.00		
Timber Yield Tax		8022	0.00	0.00	0.00	0.00		
Other Subventions/In-Lieu Taxes		8029	0.00	0.00	0.00	0.00		
County & District Taxes								
Secured Roll Taxes		8041	0.00	0.00	0.00	0.00		
Unsecured Roll Taxes		8042	0.00	0.00	0.00	0.00		
Prior Years' Taxes		8043	0.00	0.00	0.00	0.00		
Supplemental Taxes		8044	0.00	0.00	0.00	0.00		
Education Revenue Augmentation Fund (ERAF)		8045	0.00	0.00	0.00	0.00		
Community Redevelopment Funds (SB 617/699/1992)		8047	0.00	0.00	0.00	0.00		
Penalties and Interest from Delinquent Taxes		8048	0.00	0.00	0.00	0.00		
Miscellaneous Funds (EC 41604)								
Royalties and Bonuses		8081	0.00	0.00	0.00	0.00		
Other In-Lieu Taxes		8082	0.00	0.00	0.00	0.00		
Less: Non-LCFF (50%) Adjustment		8089	0.00	0.00	0.00	0.00		
Subtotal, LCFF Sources			0.00	0.00	0.00	0.00		
LCFF Transfers								
Unrestricted LCFF Transfers - Current Year	0000	8091						
All Other LCFF Transfers - Current Year	All Other	8091	0.00	0.00	0.00	0.00	0.00	0.0%
Transfers to Charter Schools in Lieu of Property Taxes		8096	0.00	0.00	0.00	0.00		
Property Taxes Transfers		8097	1,237,044.00	1,253,555.00	573,954.00	1,290,435.00	36,880.00	2.9%
LCFF/Revenue Limit Transfers - Prior Years		8099	0.00	0.00	0.00	0.00	0.00	0.0%
TOTAL, LCFF SOURCES			1,237,044.00	1,253,555.00	573,954.00	1,290,435.00	36,880.00	2.9%
FEDERAL REVENUE								
Maintenance and Operations		8110	0.00	0.00	0.00	0.00	0.00	0.0%
Special Education Entitlement		8181	970,918.00	970,918.00	251,487.00	953,647.00	(17,271.00)	-1.8%
Special Education Discretionary Grants		8182	38,642.00	38,642.00	(22,194.00)	265,140.00	226,498.00	586.1%
Child Nutrition Programs		8220	0.00	0.00	0.00	0.00	0.00	0.0%
Donated Food Commodities		8221	0.00	0.00	0.00	0.00	0.00	0.0%
Forest Reserve Funds		8260	0.00	0.00	0.00	0.00		
Flood Control Funds		8270	0.00	0.00	0.00	0.00		
Wildlife Reserve Funds		8280	0.00	0.00	0.00	0.00		
FEMA		8281	0.00	0.00	0.00	0.00	0.00	0.0%
Interagency Contracts Between LEAs		8285	0.00	0.00	0.00	0.00	0.00	0.0%
Pass-Through Revenues from Federal Sources		8287	0.00	0.00	0.00	0.00	0.00	0.0%
Title I, Part A, Basic	3010	8290	591,106.00	655,162.00	(59,721.04)	655,162.00	0.00	0.0%
Title I, Part D, Local Delinquent Programs	3025	8290	0.00	0.00	0.00	0.00	0.00	0.0%
Title II, Part A, Supporting Effective Instruction	4035	8290	251,146.00	234,039.00	84,333.93	234,039.00	0.00	25 0.0%

Description	Resource Codes	Object Codes	Original Budget (A)	Board Approved Operating Budget (B)	Actuals To Date (C)	Projected Year Totals (D)	Difference (Col B & D) (E)	% Diff (E/B) (F)
Title III, Part A, Immigrant Student Program	4201	8290	0.00	0.00	0.00	0.00	0.00	0.0%
Title III, Part A, English Learner Program	4203	8290	86,129.75	83,077.75	(21,752.26)	83,077.75	0.00	0.0%
Public Charter Schools Grant Program (PCSGP)	4610	8290	0.00	0.00	0.00	0.00	0.00	0.0%
Other NCLB / Every Student Succeeds Act	3040, 3045, 3060, 3061, 3110, 3150, 3155, 3180, 3182, 4037, 4123, 4124, 4126, 4127, 4128, 5630	8290	35,641.00	52,080.00	9,256.41	52,080.00	0.00	0.0%
Career and Technical Education	3500-3599	8290	0.00	0.00	0.00	0.00	0.00	0.0%
All Other Federal Revenue	All Other	8290	1,762,583.00	1,353,986.21	691,403.92	1,354,074.21	88.00	0.0%
TOTAL, FEDERAL REVENUE			3,736,165.75	3,387,904.96	932,813.96	3,597,219.96	209,315.00	6.2%
OTHER STATE REVENUE								
Other State Apportionments								
ROC/P Entitlement Prior Years	6360	8319	0.00	0.00	0.00	0.00	0.00	0.0%
Special Education Master Plan Current Year	6500	8311	0.00	0.00	0.00	0.00	0.00	0.0%
Prior Years	6500	8319	0.00	0.00	0.00	0.00	0.00	0.0%
All Other State Apportionments - Current Year	All Other	8311	0.00	0.00	0.00	0.00	0.00	0.0%
All Other State Apportionments - Prior Years	All Other	8319	0.00	0.00	0.00	0.00	0.00	0.0%
Child Nutrition Programs		8520	0.00	0.00	0.00	0.00	0.00	0.0%
Mandated Costs Reimbursements		8550	0.00	0.00	0.00	0.00		
Lottery - Unrestricted and Instructional Materis		8560	210,000.00	210,000.00	(4,408.10)	210,000.00	0.00	0.0%
Tax Relief Subventions Restricted Levies - Other								
Homeowners' Exemptions		8575	0.00	0.00	0.00	0.00	0.00	0.0%
Other Subventions/In-Lieu Taxes		8576	0.00	0.00	0.00	0.00	0.00	0.0%
Pass-Through Revenues from State Sources		8587	0.00	0.00	0.00	0.00	0.00	0.0%
After School Education and Safety (ASES)	6010	8590	168,959.00	168,959.00	(428.23)	190,765.17	21,806.17	12.9%
Charter School Facility Grant	6030	8590	0.00	0.00	0.00	0.00	0.00	0.0%
Career Technical Education Incentive Grant Program	6387	8590	0.00	0.00	0.00	0.00	0.00	0.0%
Drug/Alcohol/Tobacco Funds	6650, 6690, 6695	8590	0.00	0.00	0.00	0.00	0.00	0.0%
California Clean Energy Jobs Act	6230	8590	0.00	0.00	0.00	0.00	0.00	0.0%
Specialized Secondary	7370	8590	0.00	0.00	0.00	0.00	0.00	0.0%
American Indian Early Childhood Education	7210	8590	0.00	0.00	0.00	0.00	0.00	0.0%
All Other State Revenue	All Other	8590	4,775,438.00	6,122,723.00	5,351,161.56	6,001,968.00	(120,755.00)	-2.0%
TOTAL, OTHER STATE REVENUE			5,154,397.00	6,501,682.00	5,346,325.23	6,402,733.17	(98,948.83)	-1.5%

Description	Resource Codes	Object Codes	Original Budget (A)	Board Approved Operating Budget (B)	Actuals To Date (C)	Projected Year Totals (D)	Difference (Col B & D) (E)	% Diff (E/B) (F)
OTHER LOCAL REVENUE								
Other Local Revenue								
County and District Taxes								
Other Restricted Levies								
Secured Roll		8615	0.00	0.00	0.00	0.00	0.00	0.0%
Unsecured Roll		8616	0.00	0.00	0.00	0.00	0.00	0.0%
Prior Years' Taxes		8617	0.00	0.00	0.00	0.00	0.00	0.0%
Supplemental Taxes		8618	0.00	0.00	0.00	0.00	0.00	0.0%
Non-Ad Valorem Taxes								
Parcel Taxes		8621	0.00	0.00	0.00	0.00	0.00	0.0%
Other		8622	0.00	0.00	0.00	0.00	0.00	0.0%
Community Redevelopment Funds								
Not Subject to LCFF Deduction		8625	0.00	0.00	0.00	0.00	0.00	0.0%
Penalties and Interest from Delinquent Non-LCFF Taxes								
		8629	0.00	0.00	0.00	0.00	0.00	0.0%
Sales								
Sale of Equipment/Supplies		8631	0.00	0.00	0.00	0.00	0.00	0.0%
Sale of Publications		8632	0.00	0.00	0.00	0.00	0.00	0.0%
Food Service Sales		8634	0.00	0.00	0.00	0.00	0.00	0.0%
All Other Sales		8639	0.00	0.00	0.00	0.00	0.00	0.0%
Leases and Rentals		8650	0.00	0.00	0.00	0.00	0.00	0.0%
Interest		8660	0.00	0.00	0.00	0.00	0.00	0.0%
Net Increase (Decrease) in the Fair Value of Investments		8662	0.00	0.00	0.00	0.00	0.00	0.0%
Fees and Contracts								
Adult Education Fees		8671	0.00	0.00	0.00	0.00		
Non-Resident Students		8672	0.00	0.00	0.00	0.00		
Transportation Fees From Individuals		8675	0.00	0.00	0.00	0.00	0.00	0.0%
Interagency Services		8677	0.00	0.00	0.00	0.00	0.00	0.0%
Mitigation/Developer Fees		8681	0.00	0.00	0.00	0.00	0.00	0.0%
All Other Fees and Contracts		8689	0.00	0.00	0.00	0.00	0.00	0.0%
Other Local Revenue								
Plus: Misc Funds Non-LCFF (50%) Adjustme		8691	0.00	0.00	0.00	0.00		
Pass-Through Revenues From Local Sources		8697	0.00	0.00	0.00	0.00	0.00	0.0%
All Other Local Revenue		8699	77,962.35	191,784.27	9,364.25	191,784.27	0.00	0.0%
Tuition		8710	544,176.00	535,688.00	241,077.00	532,817.00	(2,871.00)	-0.5%
All Other Transfers In		8781-8783	0.00	0.00	0.00	0.00	0.00	0.0%
Transfers Of Apportionments								
Special Education SELPA Transfers								
From Districts or Charter Schools	6500	8791	0.00	0.00	0.00	0.00	0.00	0.0%
From County Offices	6500	8792	0.00	0.00	0.00	0.00	0.00	0.0%
From JPAs	6500	8793	1,912,697.00	2,094,977.00	1,238,437.03	2,126,947.00	31,970.00	1.5%
ROC/P Transfers								
From Districts or Charter Schools	6360	8791	0.00	0.00	0.00	0.00	0.00	0.0%
From County Offices	6360	8792	0.00	0.00	0.00	0.00	0.00	0.0%
From JPAs	6360	8793	0.00	0.00	0.00	0.00	0.00	0.0%
Other Transfers of Apportionments								
From Districts or Charter Schools	All Other	8791	0.00	0.00	0.00	0.00	0.00	0.0%
From County Offices	All Other	8792	0.00	0.00	0.00	0.00	0.00	0.0%
From JPAs	All Other	8793	0.00	0.00	0.00	0.00	0.00	0.0%
All Other Transfers In from All Others		8799	0.00	0.00	0.00	0.00	0.00	0.0%
TOTAL, OTHER LOCAL REVENUE			2,534,835.35	2,822,449.27	1,488,878.28	2,851,548.27	29,099.00	1.0%
TOTAL, REVENUES			12,662,442.10	13,965,591.23	8,341,971.47	14,141,936.40	176,345.17	1.3%

Description	Resource Codes	Object Codes	Original Budget (A)	Board Approved Operating Budget (B)	Actuals To Date (C)	Projected Year Totals (D)	Difference (Col B & D) (E)	% Diff (E/B) (F)
CERTIFICATED SALARIES								
Certificated Teachers' Salaries		1100	3,636,074.63	4,130,818.50	1,930,101.56	3,792,311.65	338,506.85	8.2%
Certificated Pupil Support Salaries		1200	313,116.95	380,034.36	215,269.16	380,034.36	0.00	0.0%
Certificated Supervisors' and Administrators' Salaries		1300	561,660.00	517,544.05	213,521.02	415,322.17	102,221.88	19.8%
Other Certificated Salaries		1900	0.00	7,500.00	7,500.00	7,500.00	0.00	0.0%
TOTAL, CERTIFICATED SALARIES			4,510,851.58	5,035,896.91	2,366,391.74	4,595,168.18	440,728.73	8.8%
CLASSIFIED SALARIES								
Classified Instructional Salaries		2100	1,626,856.71	1,650,473.65	863,427.13	1,683,844.87	(33,371.22)	-2.0%
Classified Support Salaries		2200	576,833.01	488,794.98	222,346.10	488,946.62	(151.64)	0.0%
Classified Supervisors' and Administrators' Salaries		2300	208,443.91	214,764.04	120,186.28	217,739.48	(2,975.44)	-1.4%
Clerical, Technical and Office Salaries		2400	181,122.21	193,564.18	72,049.67	161,864.18	31,700.00	16.4%
Other Classified Salaries		2900	0.00	3,000.00	16,262.50	3,000.00	0.00	0.0%
TOTAL, CLASSIFIED SALARIES			2,593,255.84	2,550,596.85	1,294,271.68	2,555,395.15	(4,798.30)	-0.2%
EMPLOYEE BENEFITS								
STRS		3101-3102	2,835,454.59	2,918,918.18	2,376,032.48	2,824,177.13	94,741.05	3.2%
PERS		3201-3202	478,367.45	404,438.49	195,212.79	382,266.05	22,172.44	5.5%
OASDI/Medicare/Alternative		3301-3302	213,661.80	212,500.22	111,478.56	207,861.31	4,638.91	2.2%
Health and Welfare Benefits		3401-3402	898,973.40	970,784.30	490,341.11	985,112.00	(14,327.70)	-1.5%
Unemployment Insurance		3501-3502	84,396.54	42,769.13	17,422.80	36,101.64	6,667.49	15.6%
Workers' Compensation		3601-3602	71,977.24	76,025.90	36,674.41	71,356.46	4,669.44	6.1%
OPEB, Allocated		3701-3702	0.00	0.00	0.00	0.00	0.00	0.0%
OPEB, Active Employees		3751-3752	0.00	0.00	0.00	0.00	0.00	0.0%
Other Employee Benefits		3901-3902	24,541.00	29,186.29	14,579.20	28,803.24	383.05	1.3%
TOTAL, EMPLOYEE BENEFITS			4,607,372.02	4,654,622.51	3,241,741.35	4,535,677.83	118,944.68	2.6%
BOOKS AND SUPPLIES								
Approved Textbooks and Core Curricula Materials		4100	35,000.00	15,000.00	11,028.00	15,000.00	0.00	0.0%
Books and Other Reference Materials		4200	2,000.00	2,000.00	1,382.22	2,000.00	0.00	0.0%
Materials and Supplies		4300	399,364.79	477,989.70	137,332.29	346,807.32	131,182.38	27.4%
Noncapitalized Equipment		4400	113,286.16	416,490.12	15,617.46	438,296.31	(21,806.19)	-5.2%
Food		4700	0.00	0.00	0.00	0.00	0.00	0.0%
TOTAL, BOOKS AND SUPPLIES			549,650.95	911,479.82	165,359.97	802,103.63	109,376.19	12.0%
SERVICES AND OTHER OPERATING EXPENDITURES								
Subagreements for Services		5100	586,373.00	502,717.00	170,189.66	485,310.00	17,407.00	3.5%
Travel and Conferences		5200	56,058.00	69,373.44	38,700.95	70,573.44	(1,200.00)	-1.7%
Dues and Memberships		5300	0.00	0.00	0.00	0.00	0.00	0.0%
Insurance		5400-5450	11,100.00	11,100.00	11,100.00	11,100.00	0.00	0.0%
Operations and Housekeeping Services		5500	0.00	0.00	0.00	0.00	0.00	0.0%
Rentals, Leases, Repairs, and Noncapitalized Improvements		5600	85,091.51	117,787.10	65,392.99	100,091.51	17,695.59	15.0%
Transfers of Direct Costs		5710	268,587.35	1,087.35	1,363.50	1,087.35	0.00	0.0%
Transfers of Direct Costs - Interfund		5750	308.07	308.07	0.00	308.07	0.00	0.0%
Professional/Consulting Services and Operating Expenditures		5800	1,636,157.27	1,967,862.98	766,014.31	2,103,899.88	(136,036.90)	-6.9%
Communications		5900	1,464.00	2,794.50	1,569.30	2,794.50	0.00	0.0%
TOTAL, SERVICES AND OTHER OPERATING EXPENDITURES			2,645,139.20	2,673,030.44	1,054,330.71	2,775,164.75	(102,134.31)	-3.8%

Description	Resource Codes	Object Codes	Original Budget (A)	Board Approved Operating Budget (B)	Actuals To Date (C)	Projected Year Totals (D)	Difference (Col B & D) (E)	% Diff (E/B) (F)
CAPITAL OUTLAY								
Land		6100	0.00	0.00	0.00	0.00	0.00	0.0%
Land Improvements		6170	0.00	0.00	0.00	0.00	0.00	0.0%
Buildings and Improvements of Buildings		6200	12,500.00	12,500.00	0.00	12,500.00	0.00	0.0%
Books and Media for New School Libraries or Major Expansion of School Libraries		6300	0.00	0.00	0.00	0.00	0.00	0.0%
Equipment		6400	587,669.24	45,000.00	44,396.29	70,000.00	(25,000.00)	-55.6%
Equipment Replacement		6500	23,136.00	23,136.00	24,359.70	23,136.00	0.00	0.0%
Lease Assets		6600	0.00	0.00	0.00	0.00	0.00	0.0%
TOTAL, CAPITAL OUTLAY			623,305.24	80,636.00	68,755.99	105,636.00	(25,000.00)	-31.0%
OTHER OUTGO (excluding Transfers of Indirect Costs)								
Tuition								
Tuition for Instruction Under Interdistrict Attendance Agreements		7110	0.00	0.00	0.00	0.00	0.00	0.0%
State Special Schools		7130	0.00	0.00	0.00	0.00	0.00	0.0%
Tuition, Excess Costs, and/or Deficit Payments								
Payments to Districts or Charter Schools		7141	327,632.00	308,730.00	169,803.00	253,322.00	55,408.00	17.9%
Payments to County Offices		7142	1,928,658.00	1,876,406.00	967,199.00	1,858,375.00	18,031.00	1.0%
Payments to JPAs		7143	0.00	0.00	0.00	0.00	0.00	0.0%
Transfers of Pass-Through Revenues								
To Districts or Charter Schools		7211	0.00	0.00	0.00	0.00	0.00	0.0%
To County Offices		7212	0.00	0.00	0.00	0.00	0.00	0.0%
To JPAs		7213	0.00	0.00	0.00	0.00	0.00	0.0%
Special Education SELPA Transfers of Apportionments								
To Districts or Charter Schools	6500	7221	0.00	0.00	0.00	0.00	0.00	0.0%
To County Offices	6500	7222	0.00	0.00	0.00	0.00	0.00	0.0%
To JPAs	6500	7223	0.00	0.00	0.00	0.00	0.00	0.0%
ROC/P Transfers of Apportionments								
To Districts or Charter Schools	6360	7221	0.00	0.00	0.00	0.00	0.00	0.0%
To County Offices	6360	7222	0.00	0.00	0.00	0.00	0.00	0.0%
To JPAs	6360	7223	0.00	0.00	0.00	0.00	0.00	0.0%
Other Transfers of Apportionments	All Other	7221-7223	0.00	0.00	0.00	0.00	0.00	0.0%
All Other Transfers		7281-7283	0.00	0.00	0.00	0.00	0.00	0.0%
All Other Transfers Out to All Others		7299	0.00	0.00	0.00	0.00	0.00	0.0%
Debt Service								
Debt Service - Interest		7438	0.00	0.00	0.00	0.00	0.00	0.0%
Other Debt Service - Principal		7439	0.00	0.00	0.00	0.00	0.00	0.0%
TOTAL, OTHER OUTGO (excluding Transfers of Indirect Costs)			2,256,290.00	2,185,136.00	1,137,002.00	2,111,697.00	73,439.00	3.4%
OTHER OUTGO - TRANSFERS OF INDIRECT COSTS								
Transfers of Indirect Costs		7310	79,500.00	147,917.00	0.00	146,712.00	1,205.00	0.8%
Transfers of Indirect Costs - Interfund		7350	0.00	0.00	0.00	0.00	0.00	0.0%
TOTAL, OTHER OUTGO - TRANSFERS OF INDIRECT COSTS			79,500.00	147,917.00	0.00	146,712.00	1,205.00	0.8%
TOTAL, EXPENDITURES			17,865,364.83	18,239,315.53	9,327,853.44	17,627,554.54	611,760.99	3.4%

Description	Resource Codes	Object Codes	Original Budget (A)	Board Approved Operating Budget (B)	Actuals To Date (C)	Projected Year Totals (D)	Difference (Col B & D) (E)	% Diff (E/B) (F)
INTERFUND TRANSFERS								
INTERFUND TRANSFERS IN								
From: Special Reserve Fund		8912	0.00	0.00	0.00	0.00	0.00	0.0%
From: Bond Interest and Redemption Fund		8914	0.00	0.00	0.00	0.00		
Other Authorized Interfund Transfers In		8919	0.00	0.00	0.00	0.00	0.00	0.0%
(a) TOTAL, INTERFUND TRANSFERS IN			0.00	0.00	0.00	0.00	0.00	0.0%
INTERFUND TRANSFERS OUT								
To: Child Development Fund		7611	0.00	0.00	0.00	0.00	0.00	0.0%
To: Special Reserve Fund		7612	0.00	0.00	0.00	0.00	0.00	0.0%
To: State School Building Fund/ County School Facilities Fund		7613	0.00	0.00	0.00	0.00	0.00	0.0%
To: Cafeteria Fund		7616	0.00	0.00	0.00	0.00	0.00	0.0%
Other Authorized Interfund Transfers Out		7619	531,707.14	531,707.14	0.00	573,817.00	(42,109.86)	-7.9%
(b) TOTAL, INTERFUND TRANSFERS OUT			531,707.14	531,707.14	0.00	573,817.00	(42,109.86)	-7.9%
OTHER SOURCES/USES								
SOURCES								
State Apportionments Emergency Apportionments		8931	0.00	0.00	0.00	0.00		
Proceeds								
Proceeds from Disposal of Capital Assets		8953	0.00	0.00	0.00	0.00	0.00	0.0%
Other Sources								
Transfers from Funds of Lapsed/Reorganized LEAs		8965	0.00	0.00	0.00	0.00	0.00	0.0%
Long-Term Debt Proceeds								
Proceeds from Certificates of Participation		8971	0.00	0.00	0.00	0.00	0.00	0.0%
Proceeds from Leases		8972	0.00	0.00	0.00	0.00	0.00	0.0%
Proceeds from Lease Revenue Bonds		8973	0.00	0.00	0.00	0.00	0.00	0.0%
All Other Financing Sources		8979	0.00	0.00	0.00	0.00	0.00	0.0%
(c) TOTAL, SOURCES			0.00	0.00	0.00	0.00	0.00	0.0%
USES								
Transfers of Funds from Lapsed/Reorganized LEAs		7651	0.00	0.00	0.00	0.00	0.00	0.0%
All Other Financing Uses		7699	0.00	0.00	0.00	0.00	0.00	0.0%
(d) TOTAL, USES			0.00	0.00	0.00	0.00	0.00	0.0%
CONTRIBUTIONS								
Contributions from Unrestricted Revenues		8980	6,206,515.82	6,114,462.71	4,550,000.00	5,950,877.24	(163,585.47)	-2.7%
Contributions from Restricted Revenues		8990	0.00	0.00	0.00	0.00	0.00	0.0%
(e) TOTAL, CONTRIBUTIONS			6,206,515.82	6,114,462.71	4,550,000.00	5,950,877.24	(163,585.47)	-2.7%
TOTAL, OTHER FINANCING SOURCES/USES								
(a - b + c - d + e)			5,674,808.68	5,582,755.57	4,550,000.00	5,377,060.24	205,695.33	-3.7%

Resource	Description	2021-22
		Projected Year Totals
2600	Expanded Learning Opportunities Program	959,911.00
3212	Elementary and Secondary School Emergen	74,054.75
3215	Governor's Emergency Education Relief Fun	26,087.40
3306	Special Ed: ARP IDEA Part B, Sec.611, Loc:	5,261.00
3308	Special Ed: ARP IDEA Part B, Sec. 619, Pre	22,606.00
6230	California Clean Energy Jobs Act	16,944.04
6266	Educator Effectiveness, FY 2021-22	893,362.00
6300	Lottery: Instructional Materials	247,328.34
6500	Special Education	6,536.00
6536	Special Ed: Dispute Prevention and Dispute	23,301.54
6537	Special Ed: Learning Recovery Support	216,659.00
7388	SB 117 COVID-19 LEA Response Funds	69,119.79
7422	In-Person Instruction (IPI) Grant	233,296.61
7425	Expanded Learning Opportunities (ELO) Gra	399,153.93
7426	Expanded Learning Opportunities (ELO) Gra	33,496.20
9010	Other Restricted Local	301,013.58
Total, Restricted Balance		<u>3,528,131.18</u>

Description	Resource Codes	Object Codes	Original Budget (A)	Board Approved Operating Budget (B)	Actuals To Date (C)	Projected Year Totals (D)	Difference (Col B & D) (E)	% Diff (E/B) (F)
A. REVENUES								
1) LCFF Sources		8010-8099	39,083,863.00	38,896,803.00	20,553,122.56	38,818,043.00	(78,760.00)	-0.2%
2) Federal Revenue		8100-8299	0.00	0.00	0.00	0.00	0.00	0.0%
3) Other State Revenue		8300-8599	764,607.00	764,607.00	428,276.87	764,607.00	0.00	0.0%
4) Other Local Revenue		8600-8799	1,483,437.00	2,085,701.71	699,453.48	2,291,689.71	205,988.00	9.9%
5) TOTAL, REVENUES			41,331,907.00	41,747,111.71	21,680,852.91	41,874,339.71		
B. EXPENDITURES								
1) Certificated Salaries		1000-1999	16,646,672.86	16,245,852.05	8,039,193.10	16,133,170.09	112,681.96	0.7%
2) Classified Salaries		2000-2999	4,836,114.61	4,995,352.87	2,813,378.66	5,015,192.49	(19,839.62)	-0.4%
3) Employee Benefits		3000-3999	8,449,240.72	8,679,944.02	4,696,879.29	8,605,548.36	74,395.66	0.9%
4) Books and Supplies		4000-4999	1,613,478.07	2,786,345.05	994,619.25	2,723,685.05	62,660.00	2.2%
5) Services and Other Operating Expenditures		5000-5999	1,105,468.30	1,463,770.33	870,007.48	1,419,927.89	43,842.44	3.0%
6) Capital Outlay		6000-6999	155,000.00	162,598.00	15,278.25	584,598.00	(422,000.00)	-259.5%
7) Other Outgo (excluding Transfers of Indirect Costs)		7100-7299 7400-7499	0.00	0.00	0.00	0.00	0.00	0.0%
8) Other Outgo - Transfers of Indirect Costs		7300-7399	(186,500.00)	(219,927.00)	0.00	(221,722.00)	1,795.00	-0.8%
9) TOTAL, EXPENDITURES			32,619,474.56	34,113,935.32	17,429,356.03	34,260,399.88		
C. EXCESS (DEFICIENCY) OF REVENUES OVER EXPENDITURES BEFORE OTHER FINANCING SOURCES AND USES (A5 - B9)			8,712,432.44	7,633,176.39	4,251,496.88	7,613,939.83		
D. OTHER FINANCING SOURCES/USES								
1) Interfund Transfers								
a) Transfers In		8900-8929	0.00	0.00	0.00	0.00	0.00	0.0%
b) Transfers Out		7600-7629	2,350,000.00	1,000,000.00	1,000,000.00	1,000,000.00	0.00	0.0%
2) Other Sources/Uses								
a) Sources		8930-8979	0.00	0.00	0.00	0.00	0.00	0.0%
b) Uses		7630-7699	0.00	0.00	0.00	0.00	0.00	0.0%
3) Contributions		8980-8999	(6,206,515.82)	(6,114,462.71)	(4,550,000.00)	(5,950,877.24)	163,585.47	-2.7%
4) TOTAL, OTHER FINANCING SOURCES/USES			(8,556,515.82)	(7,114,462.71)	(5,550,000.00)	(6,950,877.24)		

Description	Resource Codes	Object Codes	Original Budget (A)	Board Approved Operating Budget (B)	Actuals To Date (C)	Projected Year Totals (D)	Difference (Col B & D) (E)	% Diff (E/B) (F)
E. NET INCREASE (DECREASE) IN FUND BALANCE (C + D4)			155,916.62	518,713.68	(1,298,503.12)	663,062.59		
F. FUND BALANCE, RESERVES								
1) Beginning Fund Balance								
a) As of July 1 - Unaudited								
		9791	13,166,118.02	14,098,045.26		14,098,045.26	0.00	0.0%
b) Audit Adjustments								
		9793	0.00	0.00		0.00	0.00	0.0%
c) As of July 1 - Audited (F1a + F1b)			13,166,118.02	14,098,045.26		14,098,045.26		
d) Other Restatements								
		9795	0.00	0.00		0.00	0.00	0.0%
e) Adjusted Beginning Balance (F1c + F1d)			13,166,118.02	14,098,045.26		14,098,045.26		
2) Ending Balance, June 30 (E + F1e)			13,322,034.64	14,616,758.94		14,761,107.85		
Components of Ending Fund Balance								
a) Nonspendable								
Revolving Cash								
		9711	15,500.00	15,500.00		15,500.00		
Stores								
		9712	31,459.00	31,459.00		31,459.00		
Prepaid Items								
		9713	0.00	0.00		0.00		
All Others								
		9719	0.00	0.00		0.00		
b) Restricted								
		9740	0.00	0.00		0.00		
c) Committed								
Stabilization Arrangements								
		9750	0.00	0.00		0.00		
Other Commitments								
		9760	10,447,075.64	11,745,156.94		11,576,615.34		
	Economic Downturn/Declining Enrollment	0000	9760	4,947,075.64				
	Strategic Plan	0000	9760	2,000,000.00				
	TK Expansion Planning	0000	9760	1,500,000.00				
	Textbook Adoption	0000	9760	1,000,000.00				
	Technology Update	0000	9760	1,000,000.00				
	Economic Downturn/Declining Enrollment	0000	9760		5,072,201.32			
	Strategic Plan	0000	9760		3,172,955.62			
	TK Expansion Planning	0000	9760		1,500,000.00			
	Textbook Adoption	0000	9760		1,000,000.00			
	Technology Update	0000	9760		1,000,000.00			
	Economic Downturn/Declining Enrollment	0000	9760			5,076,615.34		
	Strategic Plan	0000	9760			3,000,000.00		
	TK Expansion Planning	0000	9760			1,500,000.00		
	Textbook Adoption	0000	9760			1,000,000.00		
	Technology Update	0000	9760			1,000,000.00		
d) Assigned								
Other Assignments								
		9780	1,218,000.00	1,194,643.00		1,532,533.51		
	CTE Match Requirement	0000	9780	68,000.00				
	Site Donation accounts	0000	9780	200,000.00				
	Compensated Absences	0000	9780	50,000.00				
	LCAP Carryover	0000	9780	900,000.00				
	CTE Match Requirement	0000	9780		68,000.00			
	Site Donation Accounts	0000	9780		200,000.00			
	Compensated Absences	0000	9780		50,000.00			
	LCAP Carryover	0000	9780		876,643.00			
	CTE Match Requirement	0000	9780			68,000.00		
	Site Donation Accounts	0000	9780			200,000.00		
	Compensated Absences	0000	9780			50,000.00		
	LCAP Carryover	0000	9780			1,214,533.51		
e) Unassigned/Unappropriated								
	Reserve for Economic Uncertainties		9789	1,610,000.00	1,630,000.00	1,605,000.00		33

Description	Resource Codes	Object Codes	Original Budget (A)	Board Approved Operating Budget (B)	Actuals To Date (C)	Projected Year Totals (D)	Difference (Col B & D) (E)	% Diff (E/B) (F)
Unassigned/Unappropriated Amount		9790	0.00	0.00		0.00		

Description	Resource Codes	Object Codes	Original Budget (A)	Board Approved Operating Budget (B)	Actuals To Date (C)	Projected Year Totals (D)	Difference (Col B & D) (E)	% Diff (E/B) (F)
LCFF SOURCES								
Principal Apportionment								
State Aid - Current Year		8011	17,433,904.00	17,246,844.00	9,600,977.00	17,312,438.00	65,594.00	0.4%
Education Protection Account State Aid - Current Year		8012	7,896,990.00	7,714,631.00	3,787,825.00	7,599,006.00	(115,625.00)	-1.5%
State Aid - Prior Years		8019	(60,000.00)	(60,000.00)	(125,712.82)	(125,000.00)	(65,000.00)	108.3%
Tax Relief Subventions								
Homeowners' Exemptions		8021	55,158.00	53,426.00	27,532.26	53,426.00	0.00	0.0%
Timber Yield Tax		8022	0.00	0.00	0.00	0.00	0.00	0.0%
Other Subventions/In-Lieu Taxes		8029	0.00	0.00	0.00	0.00	0.00	0.0%
County & District Taxes								
Secured Roll Taxes		8041	13,042,503.00	13,292,695.00	7,422,834.73	13,292,695.00	0.00	0.0%
Unsecured Roll Taxes		8042	440,472.00	452,487.00	449,724.55	452,487.00	0.00	0.0%
Prior Years' Taxes		8043	25,984.00	12,555.00	13,119.21	12,555.00	0.00	0.0%
Supplemental Taxes		8044	822,950.00	503,941.00	410,600.63	503,941.00	0.00	0.0%
Education Revenue Augmentation Fund (ERAF)		8045	2,158,367.00	2,150,976.00	0.00	2,150,976.00	0.00	0.0%
Community Redevelopment Funds (SB 617/699/1992)		8047	0.00	0.00	0.00	0.00	0.00	0.0%
Penalties and Interest from Delinquent Taxes		8048	0.00	0.00	0.00	0.00	0.00	0.0%
Miscellaneous Funds (EC 41604)								
Royalties and Bonuses		8081	0.00	0.00	0.00	0.00	0.00	0.0%
Other In-Lieu Taxes		8082	0.00	0.00	0.00	0.00	0.00	0.0%
Less: Non-LCFF (50%) Adjustment		8089	0.00	0.00	0.00	0.00	0.00	0.0%
Subtotal, LCFF Sources			41,816,328.00	41,367,555.00	21,586,900.56	41,252,524.00	(115,031.00)	-0.3%
LCFF Transfers								
Unrestricted LCFF Transfers - Current Year	0000	8091	0.00	0.00	0.00	0.00	0.00	0.0%
All Other LCFF Transfers - Current Year	All Other	8091	0.00	0.00	0.00	0.00	0.00	0.0%
Transfers to Charter Schools in Lieu of Property Taxes		8096	(2,732,465.00)	(2,470,752.00)	(1,033,778.00)	(2,434,481.00)	36,271.00	-1.5%
Property Taxes Transfers		8097	0.00	0.00	0.00	0.00	0.00	0.0%
LCFF/Revenue Limit Transfers - Prior Years		8099	0.00	0.00	0.00	0.00	0.00	0.0%
TOTAL, LCFF SOURCES			39,083,863.00	38,896,803.00	20,553,122.56	38,818,043.00	(78,760.00)	-0.2%
FEDERAL REVENUE								
Maintenance and Operations		8110	0.00	0.00	0.00	0.00	0.00	0.0%
Special Education Entitlement		8181	0.00	0.00	0.00	0.00		
Special Education Discretionary Grants		8182	0.00	0.00	0.00	0.00		
Child Nutrition Programs		8220	0.00	0.00	0.00	0.00		
Donated Food Commodities		8221	0.00	0.00	0.00	0.00		
Forest Reserve Funds		8260	0.00	0.00	0.00	0.00	0.00	0.0%
Flood Control Funds		8270	0.00	0.00	0.00	0.00	0.00	0.0%
Wildlife Reserve Funds		8280	0.00	0.00	0.00	0.00	0.00	0.0%
FEMA		8281	0.00	0.00	0.00	0.00	0.00	0.0%
Interagency Contracts Between LEAs		8285	0.00	0.00	0.00	0.00	0.00	0.0%
Pass-Through Revenues from Federal Sources		8287	0.00	0.00	0.00	0.00		
Title I, Part A, Basic	3010	8290						
Title I, Part D, Local Delinquent Programs	3025	8290						
Title II, Part A, Supporting Effective Instruction	4035	8290						35

Description	Resource Codes	Object Codes	Original Budget (A)	Board Approved Operating Budget (B)	Actuals To Date (C)	Projected Year Totals (D)	Difference (Col B & D) (E)	% Diff (E/B) (F)
Title III, Part A, Immigrant Student Program	4201	8290						
Title III, Part A, English Learner Program	4203	8290						
Public Charter Schools Grant Program (PCSGP)	4610	8290						
Other NCLB / Every Student Succeeds Act	3040, 3045, 3060, 3061, 3110, 3150, 3155, 3180, 3182, 4037, 4123, 4124, 4126, 4127, 4128, 5630	8290						
Career and Technical Education	3500-3599	8290						
All Other Federal Revenue	All Other	8290	0.00	0.00	0.00	0.00	0.00	0.0%
TOTAL, FEDERAL REVENUE			0.00	0.00	0.00	0.00	0.00	0.0%
OTHER STATE REVENUE								
Other State Apportionments								
ROC/P Entitlement Prior Years	6360	8319						
Special Education Master Plan Current Year	6500	8311						
Prior Years	6500	8319						
All Other State Apportionments - Current Year	All Other	8311	0.00	0.00	0.00	0.00	0.00	0.0%
All Other State Apportionments - Prior Years	All Other	8319	0.00	0.00	0.00	0.00	0.00	0.0%
Child Nutrition Programs		8520	0.00	0.00	0.00	0.00		
Mandated Costs Reimbursements		8550	132,107.00	132,107.00	134,844.00	132,107.00	0.00	0.0%
Lottery - Unrestricted and Instructional Materials		8560	615,000.00	615,000.00	293,432.87	615,000.00	0.00	0.0%
Tax Relief Subventions Restricted Levies - Other								
Homeowners' Exemptions		8575	0.00	0.00	0.00	0.00		
Other Subventions/In-Lieu Taxes		8576	0.00	0.00	0.00	0.00		
Pass-Through Revenues from State Sources		8587	0.00	0.00	0.00	0.00	0.00	0.0%
After School Education and Safety (ASES)	6010	8590						
Charter School Facility Grant	6030	8590						
Career Technical Education Incentive Grant Program	6387	8590						
Drug/Alcohol/Tobacco Funds	6650, 6690, 6695	8590						
California Clean Energy Jobs Act	6230	8590						
Specialized Secondary	7370	8590						
American Indian Early Childhood Education	7210	8590						
All Other State Revenue	All Other	8590	17,500.00	17,500.00	0.00	17,500.00	0.00	0.0%
TOTAL, OTHER STATE REVENUE			764,607.00	764,607.00	428,276.87	764,607.00	0.00	0.0%

Description	Resource Codes	Object Codes	Original Budget (A)	Board Approved Operating Budget (B)	Actuals To Date (C)	Projected Year Totals (D)	Difference (Col B & D) (E)	% Diff (E/B) (F)
OTHER LOCAL REVENUE								
Other Local Revenue								
County and District Taxes								
Other Restricted Levies								
Secured Roll		8615	0.00	0.00	0.00	0.00		
Unsecured Roll		8616	0.00	0.00	0.00	0.00		
Prior Years' Taxes		8617	0.00	0.00	0.00	0.00		
Supplemental Taxes		8618	0.00	0.00	0.00	0.00		
Non-Ad Valorem Taxes								
Parcel Taxes		8621	0.00	0.00	0.00	0.00	0.00	0.0%
Other		8622	0.00	0.00	0.00	0.00	0.00	0.0%
Community Redevelopment Funds								
Not Subject to LCFF Deduction		8625	0.00	0.00	0.00	0.00		
Penalties and Interest from Delinquent Non-LCFF Taxes		8629	0.00	0.00	0.00	0.00		
Sales								
Sale of Equipment/Supplies		8631	0.00	0.00	0.00	0.00	0.00	0.0%
Sale of Publications		8632	0.00	0.00	0.00	0.00	0.00	0.0%
Food Service Sales		8634	0.00	0.00	0.00	0.00	0.00	0.0%
All Other Sales		8639	0.00	0.00	0.00	0.00	0.00	0.0%
Leases and Rentals		8650	0.00	0.00	855.00	0.00	0.00	0.0%
Interest		8660	125,000.00	65,000.00	47,648.97	65,000.00	0.00	0.0%
Net Increase (Decrease) in the Fair Value of Investments		8662	0.00	0.00	0.00	0.00	0.00	0.0%
Fees and Contracts								
Adult Education Fees		8671	0.00	0.00	0.00	0.00	0.00	0.0%
Non-Resident Students		8672	0.00	0.00	0.00	0.00	0.00	0.0%
Transportation Fees From Individuals		8675	0.00	0.00	0.00	0.00	0.00	0.0%
Interagency Services		8677	0.00	0.00	0.00	23,988.00	23,988.00	New
Mitigation/Developer Fees		8681	0.00	0.00	0.00	0.00	0.00	0.0%
All Other Fees and Contracts		8689	0.00	0.00	0.00	0.00	0.00	0.0%
Other Local Revenue								
Plus: Misc Funds Non-LCFF (50%) Adjustment		8691	0.00	0.00	0.00	0.00	0.00	0.0%
Pass-Through Revenues From Local Sources		8697	0.00	0.00	0.00	0.00	0.00	0.0%
All Other Local Revenue		8699	1,358,437.00	2,020,701.71	650,949.51	2,202,701.71	182,000.00	9.0%
Tuition		8710	0.00	0.00	0.00	0.00	0.00	0.0%
All Other Transfers In		8781-8783	0.00	0.00	0.00	0.00	0.00	0.0%
Transfers Of Apportionments								
Special Education SELPA Transfers								
From Districts or Charter Schools	6500	8791						
From County Offices	6500	8792						
From JPAs	6500	8793						
ROC/P Transfers								
From Districts or Charter Schools	6360	8791						
From County Offices	6360	8792						
From JPAs	6360	8793						
Other Transfers of Apportionments								
From Districts or Charter Schools	All Other	8791	0.00	0.00	0.00	0.00	0.00	0.0%
From County Offices	All Other	8792	0.00	0.00	0.00	0.00	0.00	0.0%
From JPAs	All Other	8793	0.00	0.00	0.00	0.00	0.00	0.0%
All Other Transfers In from All Others		8799	0.00	0.00	0.00	0.00	0.00	0.0%
TOTAL, OTHER LOCAL REVENUE			1,483,437.00	2,085,701.71	699,453.48	2,291,689.71	205,988.00	9.9%
TOTAL, REVENUES			41,331,907.00	41,747,111.71	21,680,852.91	41,874,339.71	127,228.00	0.3%

Description	Resource Codes	Object Codes	Original Budget (A)	Board Approved Operating Budget (B)	Actuals To Date (C)	Projected Year Totals (D)	Difference (Col B & D) (E)	% Diff (E/B) (F)
Certificated Teachers' Salaries		1100	13,980,932.39	13,666,225.24	6,568,605.04	13,516,821.40	149,403.84	1.1%
Certificated Pupil Support Salaries		1200	444,805.50	413,716.08	220,965.43	413,716.08	0.00	0.0%
Certificated Supervisors' and Administrators' Salaries		1300	2,042,673.97	1,987,649.73	1,185,747.81	2,024,371.61	(36,721.88)	-1.8%
Other Certificated Salaries		1900	178,261.00	178,261.00	63,874.82	178,261.00	0.00	0.0%
TOTAL, CERTIFICATED SALARIES			16,646,672.86	16,245,852.05	8,039,193.10	16,133,170.09	112,681.96	0.7%
CLASSIFIED SALARIES								
Classified Instructional Salaries		2100	85,253.83	81,713.72	43,982.97	81,817.77	(104.05)	-0.1%
Classified Support Salaries		2200	2,366,450.73	2,461,187.09	1,375,236.66	2,461,734.59	(547.50)	0.0%
Classified Supervisors' and Administrators' Salaries		2300	420,780.58	478,109.56	269,367.68	488,599.48	(10,489.92)	-2.2%
Clerical, Technical and Office Salaries		2400	1,799,039.94	1,816,822.04	991,263.06	1,810,980.57	5,841.47	0.3%
Other Classified Salaries		2900	164,589.53	157,520.46	133,528.29	172,060.08	(14,539.62)	-9.2%
TOTAL, CLASSIFIED SALARIES			4,836,114.61	4,995,352.87	2,813,378.66	5,015,192.49	(19,839.62)	-0.4%
EMPLOYEE BENEFITS								
STRS		3101-3102	2,807,971.95	2,726,343.38	1,307,633.87	2,689,312.07	37,031.31	1.4%
PERS		3201-3202	988,332.28	1,002,221.77	557,770.68	995,888.25	6,333.52	0.6%
OASDI/Medicare/Alternative		3301-3302	531,011.15	544,068.01	297,890.28	543,467.88	600.13	0.1%
Health and Welfare Benefits		3401-3402	3,073,587.89	2,980,084.74	1,500,147.26	2,962,146.95	17,937.79	0.6%
Unemployment Insurance		3501-3502	250,294.49	104,669.43	50,650.04	103,183.14	1,486.29	1.4%
Workers' Compensation		3601-3602	213,462.96	209,373.14	107,181.73	208,202.47	1,170.67	0.6%
OPEB, Allocated		3701-3702	569,874.20	1,095,290.90	865,793.32	1,084,586.59	10,704.31	1.0%
OPEB, Active Employees		3751-3752	0.00	0.00	0.00	0.00	0.00	0.0%
Other Employee Benefits		3901-3902	14,705.80	17,892.65	9,812.11	18,761.01	(868.36)	-4.9%
TOTAL, EMPLOYEE BENEFITS			8,449,240.72	8,679,944.02	4,696,879.29	8,605,548.36	74,395.66	0.9%
BOOKS AND SUPPLIES								
Approved Textbooks and Core Curricula Materials		4100	30,000.00	30,000.00	43,010.27	30,000.00	0.00	0.0%
Books and Other Reference Materials		4200	17,290.00	17,290.00	10,372.32	17,290.00	0.00	0.0%
Materials and Supplies		4300	1,299,539.07	2,481,805.05	880,507.35	2,419,145.05	62,660.00	2.5%
Noncapitalized Equipment		4400	266,649.00	257,250.00	60,729.31	257,250.00	0.00	0.0%
Food		4700	0.00	0.00	0.00	0.00	0.00	0.0%
TOTAL, BOOKS AND SUPPLIES			1,613,478.07	2,786,345.05	994,619.25	2,723,685.05	62,660.00	2.2%
SERVICES AND OTHER OPERATING EXPENDITURES								
Subagreements for Services		5100	65,300.00	91,500.00	45,100.00	91,500.00	0.00	0.0%
Travel and Conferences		5200	95,184.42	110,292.05	69,012.46	110,292.05	0.00	0.0%
Dues and Memberships		5300	35,930.00	35,930.00	28,166.12	35,930.00	0.00	0.0%
Insurance		5400-5450	426,683.00	426,683.00	402,374.01	426,683.00	0.00	0.0%
Operations and Housekeeping Services		5500	811,500.00	860,000.00	382,290.38	857,420.00	2,580.00	0.3%
Rentals, Leases, Repairs, and Noncapitalized Improvements		5600	218,288.85	228,288.85	116,482.80	228,288.85	0.00	0.0%
Transfers of Direct Costs		5710	(268,587.35)	(1,087.35)	(1,390.46)	(1,087.35)	0.00	0.0%
Transfers of Direct Costs - Interfund		5750	(1,956,971.86)	(1,780,119.20)	(1,131,096.14)	(1,780,119.20)	0.00	0.0%
Professional/Consulting Services and Operating Expenditures		5800	1,488,718.36	1,290,073.60	852,190.42	1,248,811.16	41,262.44	3.2%
Communications		5900	189,422.88	202,209.38	106,877.89	202,209.38	0.00	0.0%
TOTAL, SERVICES AND OTHER OPERATING EXPENDITURES			1,105,468.30	1,463,770.33	870,007.48	1,419,927.89	43,842.44	3.0%

Description	Resource Codes	Object Codes	Original Budget (A)	Board Approved Operating Budget (B)	Actuals To Date (C)	Projected Year Totals (D)	Difference (Col B & D) (E)	% Diff (E/B) (F)
CAPITAL OUTLAY								
Land		6100	0.00	0.00	0.00	0.00	0.00	0.0%
Land Improvements		6170	0.00	2,800.00	2,860.00	2,800.00	0.00	0.0%
Buildings and Improvements of Buildings		6200	0.00	0.00	0.00	0.00	0.00	0.0%
Books and Media for New School Libraries or Major Expansion of School Libraries		6300	0.00	0.00	0.00	0.00	0.00	0.0%
Equipment		6400	155,000.00	157,698.00	10,349.47	579,698.00	(422,000.00)	-267.6%
Equipment Replacement		6500	0.00	2,100.00	2,068.78	2,100.00	0.00	0.0%
Lease Assets		6600	0.00	0.00	0.00	0.00	0.00	0.0%
TOTAL, CAPITAL OUTLAY			155,000.00	162,598.00	15,278.25	584,598.00	(422,000.00)	-259.5%
OTHER OUTGO (excluding Transfers of Indirect Costs)								
Tuition								
Tuition for Instruction Under Interdistrict Attendance Agreements		7110	0.00	0.00	0.00	0.00	0.00	0.0%
State Special Schools		7130	0.00	0.00	0.00	0.00	0.00	0.0%
Tuition, Excess Costs, and/or Deficit Payments								
Payments to Districts or Charter Schools		7141	0.00	0.00	0.00	0.00	0.00	0.0%
Payments to County Offices		7142	0.00	0.00	0.00	0.00	0.00	0.0%
Payments to JPAs		7143	0.00	0.00	0.00	0.00	0.00	0.0%
Transfers of Pass-Through Revenues								
To Districts or Charter Schools		7211	0.00	0.00	0.00	0.00	0.00	0.0%
To County Offices		7212	0.00	0.00	0.00	0.00	0.00	0.0%
To JPAs		7213	0.00	0.00	0.00	0.00	0.00	0.0%
Special Education SELPA Transfers of Apportionments								
To Districts or Charter Schools	6500	7221						
To County Offices	6500	7222						
To JPAs	6500	7223						
ROC/P Transfers of Apportionments								
To Districts or Charter Schools	6360	7221						
To County Offices	6360	7222						
To JPAs	6360	7223						
Other Transfers of Apportionments	All Other	7221-7223	0.00	0.00	0.00	0.00	0.00	0.0%
All Other Transfers		7281-7283	0.00	0.00	0.00	0.00	0.00	0.0%
All Other Transfers Out to All Others		7299	0.00	0.00	0.00	0.00	0.00	0.0%
Debt Service								
Debt Service - Interest		7438	0.00	0.00	0.00	0.00	0.00	0.0%
Other Debt Service - Principal		7439	0.00	0.00	0.00	0.00	0.00	0.0%
TOTAL, OTHER OUTGO (excluding Transfers of Indirect Costs)			0.00	0.00	0.00	0.00	0.00	0.0%
OTHER OUTGO - TRANSFERS OF INDIRECT COSTS								
Transfers of Indirect Costs		7310	(79,500.00)	(147,927.00)	0.00	(146,722.00)	(1,205.00)	0.8%
Transfers of Indirect Costs - Interfund		7350	(107,000.00)	(72,000.00)	0.00	(75,000.00)	3,000.00	-4.2%
TOTAL, OTHER OUTGO - TRANSFERS OF INDIRECT COSTS			(186,500.00)	(219,927.00)	0.00	(221,722.00)	1,795.00	-0.8%
TOTAL, EXPENDITURES			32,619,474.56	34,113,935.32	17,429,356.03	34,260,399.88	(146,464.56)	-0.4%

Description	Resource Codes	Object Codes	Original Budget (A)	Board Approved Operating Budget (B)	Actuals To Date (C)	Projected Year Totals (D)	Difference (Col B & D) (E)	% Diff (E/B) (F)
INTERFUND TRANSFERS								
INTERFUND TRANSFERS IN								
From: Special Reserve Fund		8912	0.00	0.00	0.00	0.00	0.00	0.0%
From: Bond Interest and Redemption Fund		8914	0.00	0.00	0.00	0.00	0.00	0.0%
Other Authorized Interfund Transfers In		8919	0.00	0.00	0.00	0.00	0.00	0.0%
(a) TOTAL, INTERFUND TRANSFERS IN			0.00	0.00	0.00	0.00	0.00	0.0%
INTERFUND TRANSFERS OUT								
To: Child Development Fund		7611	0.00	0.00	0.00	0.00	0.00	0.0%
To: Special Reserve Fund		7612	0.00	0.00	0.00	0.00	0.00	0.0%
To: State School Building Fund/ County School Facilities Fund		7613	0.00	0.00	0.00	0.00	0.00	0.0%
To: Cafeteria Fund		7616	0.00	0.00	0.00	0.00	0.00	0.0%
Other Authorized Interfund Transfers Out		7619	2,350,000.00	1,000,000.00	1,000,000.00	1,000,000.00	0.00	0.0%
(b) TOTAL, INTERFUND TRANSFERS OUT			2,350,000.00	1,000,000.00	1,000,000.00	1,000,000.00	0.00	0.0%
OTHER SOURCES/USES								
SOURCES								
State Apportionments Emergency Apportionments		8931	0.00	0.00	0.00	0.00	0.00	0.0%
Proceeds								
Proceeds from Disposal of Capital Assets		8953	0.00	0.00	0.00	0.00	0.00	0.0%
Other Sources								
Transfers from Funds of Lapsed/Reorganized LEAs		8965	0.00	0.00	0.00	0.00	0.00	0.0%
Long-Term Debt Proceeds								
Proceeds from Certificates of Participation		8971	0.00	0.00	0.00	0.00	0.00	0.0%
Proceeds from Leases		8972	0.00	0.00	0.00	0.00	0.00	0.0%
Proceeds from Lease Revenue Bonds		8973	0.00	0.00	0.00	0.00	0.00	0.0%
All Other Financing Sources		8979	0.00	0.00	0.00	0.00	0.00	0.0%
(c) TOTAL, SOURCES			0.00	0.00	0.00	0.00	0.00	0.0%
USES								
Transfers of Funds from Lapsed/Reorganized LEAs		7651	0.00	0.00	0.00	0.00	0.00	0.0%
All Other Financing Uses		7699	0.00	0.00	0.00	0.00	0.00	0.0%
(d) TOTAL, USES			0.00	0.00	0.00	0.00	0.00	0.0%
CONTRIBUTIONS								
Contributions from Unrestricted Revenues		8980	(6,206,515.82)	(6,114,462.71)	(4,550,000.00)	(5,950,877.24)	163,585.47	-2.7%
Contributions from Restricted Revenues		8990	0.00	0.00	0.00	0.00	0.00	0.0%
(e) TOTAL, CONTRIBUTIONS			(6,206,515.82)	(6,114,462.71)	(4,550,000.00)	(5,950,877.24)	163,585.47	-2.7%
TOTAL, OTHER FINANCING SOURCES/USES								
(a - b + c - d + e)			(8,556,515.82)	(7,114,462.71)	(5,550,000.00)	(6,950,877.24)	163,585.47	-2.3%

Description	Resource Codes	Object Codes	Original Budget (A)	Board Approved Operating Budget (B)	Actuals To Date (C)	Projected Year Totals (D)	Difference (Col B & D) (E)	% Diff Column B & D (F)
A. REVENUES								
1) LCFF Sources		8010-8099	8,325,494.00	7,487,145.00	3,857,948.82	7,338,786.00	(148,359.00)	-2.0%
2) Federal Revenue		8100-8299	32,201.00	32,201.00	0.00	32,241.00	40.00	0.1%
3) Other State Revenue		8300-8599	1,015,053.42	1,141,593.42	823,444.84	959,014.42	(182,579.00)	-16.0%
4) Other Local Revenue		8600-8799	171,501.00	225,846.46	101,935.66	225,846.46	0.00	0.0%
5) TOTAL, REVENUES			9,544,249.42	8,886,785.88	4,783,329.32	8,555,887.88		
B. EXPENDITURES								
1) Certificated Salaries		1000-1999	3,676,145.26	3,440,833.05	1,666,464.84	3,301,920.63	138,912.42	4.0%
2) Classified Salaries		2000-2999	599,855.46	534,598.29	277,189.22	531,946.71	2,651.58	0.5%
3) Employee Benefits		3000-3999	1,844,939.56	1,785,877.24	1,046,331.29	1,743,809.62	42,067.62	2.4%
4) Books and Supplies		4000-4999	598,082.92	600,004.78	115,604.45	496,418.77	103,586.01	17.3%
5) Services and Other Operating Expenditures		5000-5999	2,472,166.18	2,277,978.37	1,425,841.79	2,289,235.92	(11,257.55)	-0.5%
6) Capital Outlay		6000-6999	0.00	0.00	0.00	0.00	0.00	0.0%
7) Other Outgo (excluding Transfers of Indirect Costs)		7100-7299, 7400-7499	0.00	0.00	0.00	0.00	0.00	0.0%
8) Other Outgo - Transfers of Indirect Costs		7300-7399	0.00	0.00	0.00	0.00	0.00	0.0%
9) TOTAL, EXPENDITURES			9,191,189.38	8,639,291.73	4,531,431.59	8,363,331.65		
C. EXCESS (DEFICIENCY) OF REVENUES OVER EXPENDITURES BEFORE OTHER FINANCING SOURCES AND USES (A5 - B9)			353,060.04	247,494.15	251,897.73	192,556.23		
D. OTHER FINANCING SOURCES/USES								
1) Interfund Transfers								
a) Transfers In		8900-8929	0.00	0.00	0.00	0.00	0.00	0.0%
b) Transfers Out		7600-7629	185,000.00	0.00	0.00	0.00	0.00	0.0%
2) Other Sources/Uses								
a) Sources		8930-8979	0.00	0.00	0.00	0.00	0.00	0.0%
b) Uses		7630-7699	0.00	0.00	0.00	0.00	0.00	0.0%
3) Contributions		8980-8999	0.00	0.00	0.00	0.00	0.00	0.0%
4) TOTAL, OTHER FINANCING SOURCES/USES			(185,000.00)	0.00	0.00	0.00		

Description	Resource Codes	Object Codes	Original Budget (A)	Board Approved Operating Budget (B)	Actuals To Date (C)	Projected Year Totals (D)	Difference (Col B & D) (E)	% Diff Column B & D (F)
E. NET INCREASE (DECREASE) IN FUND BALANCE (C + D4)			168,060.04	247,494.15	251,897.73	192,556.23		
F. FUND BALANCE, RESERVES								
1) Beginning Fund Balance								
a) As of July 1 - Unaudited		9791	2,259,042.72	2,433,679.96		2,433,679.96	0.00	0.0%
b) Audit Adjustments		9793	0.00	0.00		0.00	0.00	0.0%
c) As of July 1 - Audited (F1a + F1b)			2,259,042.72	2,433,679.96		2,433,679.96		
d) Other Restatements		9795	0.00	0.00		0.00	0.00	0.0%
e) Adjusted Beginning Balance (F1c + F1d)			2,259,042.72	2,433,679.96		2,433,679.96		
2) Ending Balance, June 30 (E + F1e)			2,427,102.76	2,681,174.11		2,626,236.19		
Components of Ending Fund Balance								
a) Nonspendable								
Revolving Cash		9711	0.00	0.00		0.00		
Stores		9712	0.00	0.00		0.00		
Prepaid Items		9713	0.00	0.00		0.00		
All Others		9719	0.00	0.00		0.00		
b) Restricted			262,639.29	446,883.68		482,125.48		
c) Committed								
Stabilization Arrangements		9750	0.00	0.00		0.00		
Other Commitments		9760	0.00	0.00		0.00		
d) Assigned								
Other Assignments		9780	2,164,463.47	2,234,290.43		2,144,110.71		
e) Unassigned/Unappropriated								
Reserve for Economic Uncertainties		9789	0.00	0.00		0.00		
Unassigned/Unappropriated Amount			0.00	0.00		0.00		

Description	Resource Codes	Object Codes	Original Budget (A)	Board Approved Operating Budget (B)	Actuals To Date (C)	Projected Year Totals (D)	Difference (Col B & D) (E)	% Diff Column B & D (F)
LCFF SOURCES								
Principal Apportionment								
State Aid - Current Year		8011	3,777,624.00	3,402,367.00	1,765,976.00	3,271,678.00	(130,689.00)	-3.8%
Education Protection Account State Aid - Current Year		8012	1,830,405.00	1,629,026.00	977,285.00	1,596,356.00	(32,670.00)	-2.0%
State Aid - Prior Years		8019	(15,000.00)	(15,000.00)	80,909.82	0.00	15,000.00	-100.0%
LCFF Transfers								
Unrestricted LCFF Transfers - Current Year	0000	8091	0.00	0.00	0.00	0.00	0.00	0.0%
All Other LCFF Transfers - Current Year	All Other	8091	0.00	0.00	0.00	0.00	0.00	0.0%
Transfers to Charter Schools in Lieu of Property Taxes		8096	2,732,465.00	2,470,752.00	1,033,778.00	2,470,752.00	0.00	0.0%
Property Taxes Transfers		8097	0.00	0.00	0.00	0.00	0.00	0.0%
LCFF/Revenue Limit Transfers - Prior Years		8099	0.00	0.00	0.00	0.00	0.00	0.0%
TOTAL, LCFF SOURCES			8,325,494.00	7,487,145.00	3,857,948.82	7,338,786.00	(148,359.00)	-2.0%
FEDERAL REVENUE								
Maintenance and Operations		8110	0.00	0.00	0.00	0.00	0.00	0.0%
Special Education Entitlement		8181	0.00	0.00	0.00	0.00	0.00	0.0%
Special Education Discretionary Grants		8182	0.00	0.00	0.00	0.00	0.00	0.0%
Child Nutrition Programs		8220	0.00	0.00	0.00	0.00	0.00	0.0%
Donated Food Commodities		8221	0.00	0.00	0.00	0.00	0.00	0.0%
Interagency Contracts Between LEAs		8285	0.00	0.00	0.00	0.00	0.00	0.0%
Title I, Part A, Basic	3010	8290	0.00	0.00	0.00	0.00	0.00	0.0%
Title I, Part D, Local Delinquent Programs	3025	8290	0.00	0.00	0.00	0.00	0.00	0.0%
Title II, Part A, Supporting Effective Instruction	4035	8290	0.00	0.00	0.00	0.00	0.00	0.0%
Title III, Part A, Immigrant Student Program	4201	8290	0.00	0.00	0.00	0.00	0.00	0.0%
Title III, Part A, English Learner Program	4203	8290	0.00	0.00	0.00	0.00	0.00	0.0%
Public Charter Schools Grant Program (PCSGP)	4610	8290	0.00	0.00	0.00	0.00	0.00	0.0%
Other NCLB / Every Student Succeeds Act	3040, 3045, 3060, 3061, 3150, 3155, 3180, 3182, 4037, 4124, 4126, 4127, 4128, 5630	8290	0.00	0.00	0.00	0.00	0.00	0.0%
Career and Technical Education	3500-3599	8290	0.00	0.00	0.00	0.00	0.00	0.0%
All Other Federal Revenue	All Other	8290	32,201.00	32,201.00	0.00	32,241.00	40.00	0.1%
TOTAL, FEDERAL REVENUE			32,201.00	32,201.00	0.00	32,241.00	40.00	0.1%
OTHER STATE REVENUE								
Other State Apportionments								
Special Education Master Plan Current Year	6500	8311	0.00	0.00	0.00	0.00	0.00	0.0%
Prior Years	6500	8319	0.00	0.00	0.00	0.00	0.00	0.0%
All Other State Apportionments - Current Year	All Other	8311	0.00	0.00	0.00	0.00	0.00	0.0%
All Other State Apportionments - Prior Years	All Other	8319	0.00	0.00	0.00	0.00	0.00	0.0%
Child Nutrition Programs		8520	0.00	0.00	0.00	0.00	0.00	0.0%
Mandated Costs Reimbursements		8550	29,919.00	29,919.00	31,414.00	29,919.00	0.00	0.0%
Lottery - Unrestricted and Instructional Materials		8560	158,952.42	158,952.42	58,944.76	158,952.42	0.00	0.0%
After School Education and Safety (ASES)	6010	8590	0.00	0.00	0.00	0.00	0.00	0.0%

Description	Resource Codes	Object Codes	Original Budget (A)	Board Approved Operating Budget (B)	Actuals To Date (C)	Projected Year Totals (D)	Difference (Col B & D) (E)	% Diff Column B & D (F)
Charter School Facility Grant	6030	8590	0.00	0.00	0.00	0.00	0.00	0.0%
Drug/Alcohol/Tobacco Funds	6690, 6695	8590	0.00	0.00	0.00	0.00	0.00	0.0%
California Clean Energy Jobs Act	6230	8590	0.00	0.00	0.00	0.00	0.00	0.0%
Career Technical Education Incentive Grant Program	6387	8590	0.00	0.00	0.00	0.00	0.00	0.0%
Specialized Secondary	7370	8590	0.00	0.00	0.00	0.00	0.00	0.0%
All Other State Revenue	All Other	8590	826,182.00	952,722.00	733,086.08	770,143.00	(182,579.00)	-19.2%
TOTAL, OTHER STATE REVENUE			1,015,053.42	1,141,593.42	823,444.84	959,014.42	(182,579.00)	-16.0%
OTHER LOCAL REVENUE								
Sales								
Sale of Equipment/Supplies		8631	0.00	0.00	0.00	0.00	0.00	0.0%
Sale of Publications		8632	0.00	0.00	0.00	0.00	0.00	0.0%
Food Service Sales		8634	0.00	0.00	0.00	0.00	0.00	0.0%
All Other Sales		8639	0.00	0.00	0.00	0.00	0.00	0.0%
Leases and Rentals		8650	0.00	0.00	0.00	0.00	0.00	0.0%
Interest		8660	13,000.00	7,000.00	3,996.05	7,000.00	0.00	0.0%
Net Increase (Decrease) in the Fair Value of Investments		8662	0.00	0.00	0.00	0.00	0.00	0.0%
Fees and Contracts								
Child Development Parent Fees		8673	0.00	0.00	0.00	0.00	0.00	0.0%
Transportation Fees From Individuals		8675	0.00	0.00	0.00	0.00	0.00	0.0%
Interagency Services		8677	0.00	0.00	0.00	0.00	0.00	0.0%
All Other Fees and Contracts		8689	0.00	0.00	0.00	0.00	0.00	0.0%
Other Local Revenue								
All Other Local Revenue		8699	158,501.00	218,846.46	97,939.61	218,846.46	0.00	0.0%
Tuition		8710	0.00	0.00	0.00	0.00	0.00	0.0%
All Other Transfers In		8781-8783	0.00	0.00	0.00	0.00	0.00	0.0%
Transfers of Apportionments								
Special Education SELPA Transfers From Districts or Charter Schools	6500	8791	0.00	0.00	0.00	0.00	0.00	0.0%
From County Offices	6500	8792	0.00	0.00	0.00	0.00	0.00	0.0%
From JPAs	6500	8793	0.00	0.00	0.00	0.00	0.00	0.0%
Other Transfers of Apportionments From Districts or Charter Schools	All Other	8791	0.00	0.00	0.00	0.00	0.00	0.0%
From County Offices	All Other	8792	0.00	0.00	0.00	0.00	0.00	0.0%
From JPAs	All Other	8793	0.00	0.00	0.00	0.00	0.00	0.0%
All Other Transfers In from All Others		8799	0.00	0.00	0.00	0.00	0.00	0.0%
TOTAL, OTHER LOCAL REVENUE			171,501.00	225,846.46	101,935.66	225,846.46	0.00	0.0%
TOTAL, REVENUES			9,544,249.42	8,886,785.88	4,783,329.32	8,555,887.88		

Description	Resource Codes	Object Codes	Original Budget (A)	Board Approved Operating Budget (B)	Actuals To Date (C)	Projected Year Totals (D)	Difference (Col B & D) (E)	% Diff Column B & D (F)
CERTIFICATED SALARIES								
Certificated Teachers' Salaries		1100	2,999,009.48	2,855,015.37	1,349,398.37	2,710,092.67	144,922.70	5.1%
Certificated Pupil Support Salaries		1200	257,087.06	223,018.96	130,264.89	225,529.24	(2,510.28)	-1.1%
Certificated Supervisors' and Administrators' Salaries		1300	358,369.78	301,119.78	175,641.58	304,619.78	(3,500.00)	-1.2%
Other Certificated Salaries		1900	61,678.94	61,678.94	11,160.00	61,678.94	0.00	0.0%
TOTAL, CERTIFICATED SALARIES			3,676,145.26	3,440,833.05	1,666,464.84	3,301,920.63	138,912.42	4.0%
CLASSIFIED SALARIES								
Classified Instructional Salaries		2100	46,534.23	20,802.25	9,708.93	20,802.25	0.00	0.0%
Classified Support Salaries		2200	269,454.49	254,104.40	143,699.72	254,117.28	(12.88)	0.0%
Classified Supervisors' and Administrators' Salaries		2300	0.00	0.00	0.00	0.00	0.00	0.0%
Clerical, Technical and Office Salaries		2400	226,570.00	204,305.02	106,518.16	202,932.31	1,372.71	0.7%
Other Classified Salaries		2900	57,296.74	55,386.62	17,262.41	54,094.87	1,291.75	2.3%
TOTAL, CLASSIFIED SALARIES			599,855.46	534,598.29	277,189.22	531,946.71	2,651.58	0.5%
EMPLOYEE BENEFITS								
STRS		3101-3102	927,404.10	885,609.94	576,035.24	861,681.48	23,928.46	2.7%
PERS		3201-3202	138,948.52	130,481.84	54,899.39	125,517.49	4,964.35	3.8%
OASDI/Medicare/Alternative		3301-3302	93,732.15	88,761.18	42,549.99	85,772.33	2,988.85	3.4%
Health and Welfare Benefits		3401-3402	567,710.11	511,798.47	247,308.67	505,178.22	6,620.25	1.3%
Unemployment Insurance		3501-3502	50,134.71	20,960.44	9,184.74	18,864.28	2,096.16	10.0%
Workers' Compensation		3601-3602	42,757.17	39,496.89	19,269.10	37,994.26	1,502.63	3.8%
OPEB, Allocated		3701-3702	22,555.20	107,555.20	96,277.60	107,555.20	0.00	0.0%
OPEB, Active Employees		3751-3752	0.00	0.00	0.00	0.00	0.00	0.0%
Other Employee Benefits		3901-3902	1,697.60	1,213.28	806.56	1,246.36	(33.08)	-2.7%
TOTAL, EMPLOYEE BENEFITS			1,844,939.56	1,785,877.24	1,046,331.29	1,743,809.62	42,067.62	2.4%
BOOKS AND SUPPLIES								
Approved Textbooks and Core Curricula Materials		4100	54,000.00	74,000.00	54,790.04	64,000.00	10,000.00	13.5%
Books and Other Reference Materials		4200	2,170.50	2,170.50	315.92	2,170.50	0.00	0.0%
Materials and Supplies		4300	396,475.96	456,739.02	54,786.62	398,153.01	58,586.01	12.8%
Noncapitalized Equipment		4400	145,436.46	67,095.26	5,711.87	32,095.26	35,000.00	52.2%
Food		4700	0.00	0.00	0.00	0.00	0.00	0.0%
TOTAL, BOOKS AND SUPPLIES			598,082.92	600,004.78	115,604.45	496,418.77	103,586.01	17.3%
SERVICES AND OTHER OPERATING EXPENDITURES								
Subagreements for Services		5100	0.00	0.00	0.00	0.00	0.00	0.0%
Travel and Conferences		5200	12,862.38	12,398.28	1,875.27	12,398.28	0.00	0.0%
Dues and Memberships		5300	1,238.04	6,289.54	9,364.98	6,289.54	0.00	0.0%
Insurance		5400-5450	70,350.00	70,350.00	69,118.27	70,350.00	0.00	0.0%
Operations and Housekeeping Services		5500	189,816.25	183,216.25	82,537.38	183,216.25	0.00	0.0%
Rentals, Leases, Repairs, and Noncapitalized Improvements		5600	25,500.00	22,600.00	9,906.72	22,600.00	0.00	0.0%
Transfers of Direct Costs		5710	0.00	0.00	26.96	0.00	0.00	0.0%
Transfers of Direct Costs - Interfund		5750	1,954,905.22	1,763,052.56	1,130,451.70	1,763,052.56	0.00	0.0%
Professional/Consulting Services and Operating Expenditures		5800	186,901.01	201,860.46	111,237.81	213,118.01	(11,257.55)	-5.6%
Communications		5900	30,593.28	18,211.28	11,322.70	18,211.28	0.00	0.0%
TOTAL, SERVICES AND OTHER OPERATING EXPENDITURES			2,472,166.18	2,277,978.37	1,425,841.79	2,289,235.92	(11,257.55)	-0.5%

Description	Resource Codes	Object Codes	Original Budget (A)	Board Approved Operating Budget (B)	Actuals To Date (C)	Projected Year Totals (D)	Difference (Col B & D) (E)	% Diff Column B & D (F)
CAPITAL OUTLAY								
Land		6100	0.00	0.00	0.00	0.00	0.00	0.0%
Land Improvements		6170	0.00	0.00	0.00	0.00	0.00	0.0%
Buildings and Improvements of Buildings		6200	0.00	0.00	0.00	0.00	0.00	0.0%
Books and Media for New School Libraries or Major Expansion of School Libraries		6300	0.00	0.00	0.00	0.00	0.00	0.0%
Equipment		6400	0.00	0.00	0.00	0.00	0.00	0.0%
Equipment Replacement		6500	0.00	0.00	0.00	0.00	0.00	0.0%
Lease Assets		6600	0.00	0.00	0.00	0.00	0.00	0.0%
TOTAL, CAPITAL OUTLAY			0.00	0.00	0.00	0.00	0.00	0.0%
OTHER OUTGO (excluding Transfers of Indirect Costs)								
Tuition								
Tuition for Instruction Under Interdistrict Attendance Agreements		7110	0.00	0.00	0.00	0.00	0.00	0.0%
Tuition, Excess Costs, and/or Deficit Payments Payments to Districts or Charter Schools		7141	0.00	0.00	0.00	0.00	0.00	0.0%
Payments to County Offices		7142	0.00	0.00	0.00	0.00	0.00	0.0%
Payments to JPAs		7143	0.00	0.00	0.00	0.00	0.00	0.0%
Other Transfers Out								
All Other Transfers		7281-7283	0.00	0.00	0.00	0.00	0.00	0.0%
All Other Transfers Out to All Others		7299	0.00	0.00	0.00	0.00	0.00	0.0%
Debt Service								
Debt Service - Interest		7438	0.00	0.00	0.00	0.00	0.00	0.0%
Other Debt Service - Principal		7439	0.00	0.00	0.00	0.00	0.00	0.0%
TOTAL, OTHER OUTGO (excluding Transfers of Indirect Costs)			0.00	0.00	0.00	0.00	0.00	0.0%
OTHER OUTGO - TRANSFERS OF INDIRECT COSTS								
Transfers of Indirect Costs		7310	0.00	0.00	0.00	0.00	0.00	0.0%
Transfers of Indirect Costs - Interfund		7350	0.00	0.00	0.00	0.00	0.00	0.0%
TOTAL, OTHER OUTGO - TRANSFERS OF INDIRECT COSTS			0.00	0.00	0.00	0.00	0.00	0.0%
TOTAL, EXPENDITURES			9,191,189.38	8,639,291.73	4,531,431.59	8,363,331.65		

Description	Resource Codes	Object Codes	Original Budget (A)	Board Approved Operating Budget (B)	Actuals To Date (C)	Projected Year Totals (D)	Difference (Col B & D) (E)	% Diff Column B & D (F)
INTERFUND TRANSFERS								
INTERFUND TRANSFERS IN								
Other Authorized Interfund Transfers In		8919	0.00	0.00	0.00	0.00	0.00	0.0%
(a) TOTAL, INTERFUND TRANSFERS IN			0.00	0.00	0.00	0.00	0.00	0.0%
INTERFUND TRANSFERS OUT								
Other Authorized Interfund Transfers Out		7619	185,000.00	0.00	0.00	0.00	0.00	0.0%
(b) TOTAL, INTERFUND TRANSFERS OUT			185,000.00	0.00	0.00	0.00	0.00	0.0%
OTHER SOURCES/USES								
SOURCES								
Other Sources								
Transfers from Funds of Lapsed/Reorganized LEAs		8965	0.00	0.00	0.00	0.00	0.00	0.0%
Long-Term Debt Proceeds								
Proceeds from Leases		8972	0.00	0.00	0.00	0.00	0.00	0.0%
All Other Financing Sources		8979	0.00	0.00	0.00	0.00	0.00	0.0%
(c) TOTAL, SOURCES			0.00	0.00	0.00	0.00	0.00	0.0%
USES								
Transfers of Funds from Lapsed/Reorganized LEAs		7651	0.00	0.00	0.00	0.00	0.00	0.0%
All Other Financing Uses		7699	0.00	0.00	0.00	0.00	0.00	0.0%
(d) TOTAL, USES			0.00	0.00	0.00	0.00	0.00	0.0%
CONTRIBUTIONS								
Contributions from Unrestricted Revenues		8980	0.00	0.00	0.00	0.00	0.00	0.0%
Contributions from Restricted Revenues		8990	0.00	0.00	0.00	0.00	0.00	0.0%
(e) TOTAL, CONTRIBUTIONS			0.00	0.00	0.00	0.00	0.00	0.0%
TOTAL, OTHER FINANCING SOURCES/USES (a - b + c - d + e)			(185,000.00)	0.00	0.00	0.00		

Description	Resource Codes	Object Codes	Original Budget (A)	Board Approved Operating Budget (B)	Actuals To Date (C)	Projected Year Totals (D)	Difference (Col B & D) (E)	% Diff Column B & D (F)
A. REVENUES								
1) LCFF Sources		8010-8099	8,325,494.00	7,487,145.00	3,857,948.82	7,338,786.00	(148,359.00)	-2.0%
2) Federal Revenue		8100-8299	32,201.00	32,201.00	0.00	32,241.00	40.00	0.1%
3) Other State Revenue		8300-8599	1,015,053.42	1,141,593.42	823,444.84	959,014.42	(182,579.00)	-16.0%
4) Other Local Revenue		8600-8799	171,501.00	225,846.46	101,935.66	225,846.46	0.00	0.0%
5) TOTAL, REVENUES			9,544,249.42	8,886,785.88	4,783,329.32	8,555,887.88		
B. EXPENDITURES								
1) Certificated Salaries		1000-1999	3,676,145.26	3,440,833.05	1,666,464.84	3,301,920.63	138,912.42	4.0%
2) Classified Salaries		2000-2999	599,855.46	534,598.29	277,189.22	531,946.71	2,651.58	0.5%
3) Employee Benefits		3000-3999	1,844,939.56	1,785,877.24	1,046,331.29	1,743,809.62	42,067.62	2.4%
4) Books and Supplies		4000-4999	598,082.92	600,004.78	115,604.45	496,418.77	103,586.01	17.3%
5) Services and Other Operating Expenditures		5000-5999	2,472,166.18	2,277,978.37	1,425,841.79	2,289,235.92	(11,257.55)	-0.5%
6) Capital Outlay		6000-6999	0.00	0.00	0.00	0.00	0.00	0.0%
7) Other Outgo (excluding Transfers of Indirect Costs)		7100-7299, 7400-7499	0.00	0.00	0.00	0.00	0.00	0.0%
8) Other Outgo - Transfers of Indirect Costs		7300-7399	0.00	0.00	0.00	0.00	0.00	0.0%
9) TOTAL, EXPENDITURES			9,191,189.38	8,639,291.73	4,531,431.59	8,363,331.65		
C. EXCESS (DEFICIENCY) OF REVENUES OVER EXPENDITURES BEFORE OTHER FINANCING SOURCES AND USES (A5 - B9)			353,060.04	247,494.15	251,897.73	192,556.23		
D. OTHER FINANCING SOURCES/USES								
1) Interfund Transfers								
a) Transfers In		8900-8929	0.00	0.00	0.00	0.00	0.00	0.0%
b) Transfers Out		7600-7629	185,000.00	0.00	0.00	0.00	0.00	0.0%
2) Other Sources/Uses								
a) Sources		8930-8979	0.00	0.00	0.00	0.00	0.00	0.0%
b) Uses		7630-7699	0.00	0.00	0.00	0.00	0.00	0.0%
3) Contributions		8980-8999	0.00	0.00	0.00	0.00	0.00	0.0%
4) TOTAL, OTHER FINANCING SOURCES/USES			(185,000.00)	0.00	0.00	0.00		

Description	Resource Codes	Object Codes	Original Budget (A)	Board Approved Operating Budget (B)	Actuals To Date (C)	Projected Year Totals (D)	Difference (Col B & D) (E)	% Diff Column B & D (F)
E. NET INCREASE (DECREASE) IN FUND BALANCE (C + D4)			168,060.04	247,494.15	251,897.73	192,556.23		
F. FUND BALANCE, RESERVES								
1) Beginning Fund Balance								
a) As of July 1 - Unaudited		9791	2,259,042.72	2,433,679.96		2,433,679.96	0.00	0.0%
b) Audit Adjustments		9793	0.00	0.00		0.00	0.00	0.0%
c) As of July 1 - Audited (F1a + F1b)			2,259,042.72	2,433,679.96		2,433,679.96		
d) Other Restatements		9795	0.00	0.00		0.00	0.00	0.0%
e) Adjusted Beginning Balance (F1c + F1d)			2,259,042.72	2,433,679.96		2,433,679.96		
2) Ending Balance, June 30 (E + F1e)			2,427,102.76	2,681,174.11		2,626,236.19		
Components of Ending Fund Balance								
a) Nonspendable								
Revolving Cash		9711	0.00	0.00		0.00		
Stores		9712	0.00	0.00		0.00		
Prepaid Items		9713	0.00	0.00		0.00		
All Others		9719	0.00	0.00		0.00		
b) Restricted			262,639.29	446,883.68		482,125.48		
c) Committed								
Stabilization Arrangements		9750	0.00	0.00		0.00		
Other Commitments		9760	0.00	0.00		0.00		
d) Assigned								
Other Assignments		9780	2,164,463.47	2,234,290.43		2,144,110.71		
e) Unassigned/Unappropriated								
Reserve for Economic Uncertainties		9789	0.00	0.00		0.00		
Unassigned/Unappropriated Amount			0.00	0.00		0.00		

Description	Resource Codes	Object Codes	Original Budget (A)	Board Approved Operating Budget (B)	Actuals To Date (C)	Projected Year Totals (D)	Difference (Col B & D) (E)	% Diff Column B & D (F)
LCFF SOURCES								
Principal Apportionment								
State Aid - Current Year		8011	3,777,624.00	3,402,367.00	1,765,976.00	3,271,678.00	(130,689.00)	-3.8%
Education Protection Account State Aid - Current Year		8012	1,830,405.00	1,629,026.00	977,285.00	1,596,356.00	(32,670.00)	-2.0%
State Aid - Prior Years		8019	(15,000.00)	(15,000.00)	80,909.82	0.00	15,000.00	-100.0%
LCFF Transfers								
Unrestricted LCFF Transfers - Current Year	0000	8091	0.00	0.00	0.00	0.00	0.00	0.0%
All Other LCFF Transfers - Current Year	All Other	8091	0.00	0.00	0.00	0.00	0.00	0.0%
Transfers to Charter Schools in Lieu of Property Taxes		8096	2,732,465.00	2,470,752.00	1,033,778.00	2,470,752.00	0.00	0.0%
Property Taxes Transfers		8097	0.00	0.00	0.00	0.00	0.00	0.0%
LCFF/Revenue Limit Transfers - Prior Years		8099	0.00	0.00	0.00	0.00	0.00	0.0%
TOTAL, LCFF SOURCES			8,325,494.00	7,487,145.00	3,857,948.82	7,338,786.00	(148,359.00)	-2.0%
FEDERAL REVENUE								
Maintenance and Operations		8110	0.00	0.00	0.00	0.00	0.00	0.0%
Special Education Entitlement		8181	0.00	0.00	0.00	0.00	0.00	0.0%
Special Education Discretionary Grants		8182	0.00	0.00	0.00	0.00	0.00	0.0%
Child Nutrition Programs		8220	0.00	0.00	0.00	0.00	0.00	0.0%
Donated Food Commodities		8221	0.00	0.00	0.00	0.00	0.00	0.0%
Interagency Contracts Between LEAs		8285	0.00	0.00	0.00	0.00	0.00	0.0%
Title I, Part A, Basic	3010	8290	0.00	0.00	0.00	0.00	0.00	0.0%
Title I, Part D, Local Delinquent Programs	3025	8290	0.00	0.00	0.00	0.00	0.00	0.0%
Title II, Part A, Supporting Effective Instruction	4035	8290	0.00	0.00	0.00	0.00	0.00	0.0%
Title III, Part A, Immigrant Student Program	4201	8290	0.00	0.00	0.00	0.00	0.00	0.0%
Title III, Part A, English Learner Program	4203	8290	0.00	0.00	0.00	0.00	0.00	0.0%
Public Charter Schools Grant Program (PCSGP)	4610	8290	0.00	0.00	0.00	0.00	0.00	0.0%
Other NCLB / Every Student Succeeds Act	3040, 3045, 3060, 3061, 3150, 3155, 3180, 3182, 4037, 4124, 4126, 4127, 4128, 5630	8290	0.00	0.00	0.00	0.00	0.00	0.0%
Career and Technical Education	3500-3599	8290	0.00	0.00	0.00	0.00	0.00	0.0%
All Other Federal Revenue	All Other	8290	32,201.00	32,201.00	0.00	32,241.00	40.00	0.1%
TOTAL, FEDERAL REVENUE			32,201.00	32,201.00	0.00	32,241.00	40.00	0.1%
OTHER STATE REVENUE								
Other State Apportionments								
Special Education Master Plan Current Year	6500	8311	0.00	0.00	0.00	0.00	0.00	0.0%
Prior Years	6500	8319	0.00	0.00	0.00	0.00	0.00	0.0%
All Other State Apportionments - Current Year	All Other	8311	0.00	0.00	0.00	0.00	0.00	0.0%
All Other State Apportionments - Prior Years	All Other	8319	0.00	0.00	0.00	0.00	0.00	0.0%
Child Nutrition Programs		8520	0.00	0.00	0.00	0.00	0.00	0.0%
Mandated Costs Reimbursements		8550	29,919.00	29,919.00	31,414.00	29,919.00	0.00	0.0%
Lottery - Unrestricted and Instructional Materials		8560	158,952.42	158,952.42	58,944.76	158,952.42	0.00	0.0%
After School Education and Safety (ASES)	6010	8590	0.00	0.00	0.00	0.00	0.00	0.0%

Description	Resource Codes	Object Codes	Original Budget (A)	Board Approved Operating Budget (B)	Actuals To Date (C)	Projected Year Totals (D)	Difference (Col B & D) (E)	% Diff Column B & D (F)
Charter School Facility Grant	6030	8590	0.00	0.00	0.00	0.00	0.00	0.0%
Drug/Alcohol/Tobacco Funds	6690, 6695	8590	0.00	0.00	0.00	0.00	0.00	0.0%
California Clean Energy Jobs Act	6230	8590	0.00	0.00	0.00	0.00	0.00	0.0%
Career Technical Education Incentive Grant Program	6387	8590	0.00	0.00	0.00	0.00	0.00	0.0%
Specialized Secondary	7370	8590	0.00	0.00	0.00	0.00	0.00	0.0%
All Other State Revenue	All Other	8590	826,182.00	952,722.00	733,086.08	770,143.00	(182,579.00)	-19.2%
TOTAL, OTHER STATE REVENUE			1,015,053.42	1,141,593.42	823,444.84	959,014.42	(182,579.00)	-16.0%
OTHER LOCAL REVENUE								
Sales								
Sale of Equipment/Supplies		8631	0.00	0.00	0.00	0.00	0.00	0.0%
Sale of Publications		8632	0.00	0.00	0.00	0.00	0.00	0.0%
Food Service Sales		8634	0.00	0.00	0.00	0.00	0.00	0.0%
All Other Sales		8639	0.00	0.00	0.00	0.00	0.00	0.0%
Leases and Rentals		8650	0.00	0.00	0.00	0.00	0.00	0.0%
Interest		8660	13,000.00	7,000.00	3,996.05	7,000.00	0.00	0.0%
Net Increase (Decrease) in the Fair Value of Investments		8662	0.00	0.00	0.00	0.00	0.00	0.0%
Fees and Contracts								
Child Development Parent Fees		8673	0.00	0.00	0.00	0.00	0.00	0.0%
Transportation Fees From Individuals		8675	0.00	0.00	0.00	0.00	0.00	0.0%
Interagency Services		8677	0.00	0.00	0.00	0.00	0.00	0.0%
All Other Fees and Contracts		8689	0.00	0.00	0.00	0.00	0.00	0.0%
Other Local Revenue								
All Other Local Revenue		8699	158,501.00	218,846.46	97,939.61	218,846.46	0.00	0.0%
Tuition		8710	0.00	0.00	0.00	0.00	0.00	0.0%
All Other Transfers In		8781-8783	0.00	0.00	0.00	0.00	0.00	0.0%
Transfers of Apportionments								
Special Education SELPA Transfers From Districts or Charter Schools	6500	8791	0.00	0.00	0.00	0.00	0.00	0.0%
From County Offices	6500	8792	0.00	0.00	0.00	0.00	0.00	0.0%
From JPAs	6500	8793	0.00	0.00	0.00	0.00	0.00	0.0%
Other Transfers of Apportionments From Districts or Charter Schools	All Other	8791	0.00	0.00	0.00	0.00	0.00	0.0%
From County Offices	All Other	8792	0.00	0.00	0.00	0.00	0.00	0.0%
From JPAs	All Other	8793	0.00	0.00	0.00	0.00	0.00	0.0%
All Other Transfers In from All Others		8799	0.00	0.00	0.00	0.00	0.00	0.0%
TOTAL, OTHER LOCAL REVENUE			171,501.00	225,846.46	101,935.66	225,846.46	0.00	0.0%
TOTAL, REVENUES			9,544,249.42	8,886,785.88	4,783,329.32	8,555,887.88		

Description	Resource Codes	Object Codes	Original Budget (A)	Board Approved Operating Budget (B)	Actuals To Date (C)	Projected Year Totals (D)	Difference (Col B & D) (E)	% Diff Column B & D (F)
CERTIFICATED SALARIES								
Certificated Teachers' Salaries		1100	2,999,009.48	2,855,015.37	1,349,398.37	2,710,092.67	144,922.70	5.1%
Certificated Pupil Support Salaries		1200	257,087.06	223,018.96	130,264.89	225,529.24	(2,510.28)	-1.1%
Certificated Supervisors' and Administrators' Salaries		1300	358,369.78	301,119.78	175,641.58	304,619.78	(3,500.00)	-1.2%
Other Certificated Salaries		1900	61,678.94	61,678.94	11,160.00	61,678.94	0.00	0.0%
TOTAL, CERTIFICATED SALARIES			3,676,145.26	3,440,833.05	1,666,464.84	3,301,920.63	138,912.42	4.0%
CLASSIFIED SALARIES								
Classified Instructional Salaries		2100	46,534.23	20,802.25	9,708.93	20,802.25	0.00	0.0%
Classified Support Salaries		2200	269,454.49	254,104.40	143,699.72	254,117.28	(12.88)	0.0%
Classified Supervisors' and Administrators' Salaries		2300	0.00	0.00	0.00	0.00	0.00	0.0%
Clerical, Technical and Office Salaries		2400	226,570.00	204,305.02	106,518.16	202,932.31	1,372.71	0.7%
Other Classified Salaries		2900	57,296.74	55,386.62	17,262.41	54,094.87	1,291.75	2.3%
TOTAL, CLASSIFIED SALARIES			599,855.46	534,598.29	277,189.22	531,946.71	2,651.58	0.5%
EMPLOYEE BENEFITS								
STRS		3101-3102	927,404.10	885,609.94	576,035.24	861,681.48	23,928.46	2.7%
PERS		3201-3202	138,948.52	130,481.84	54,899.39	125,517.49	4,964.35	3.8%
OASDI/Medicare/Alternative		3301-3302	93,732.15	88,761.18	42,549.99	85,772.33	2,988.85	3.4%
Health and Welfare Benefits		3401-3402	567,710.11	511,798.47	247,308.67	505,178.22	6,620.25	1.3%
Unemployment Insurance		3501-3502	50,134.71	20,960.44	9,184.74	18,864.28	2,096.16	10.0%
Workers' Compensation		3601-3602	42,757.17	39,496.89	19,269.10	37,994.26	1,502.63	3.8%
OPEB, Allocated		3701-3702	22,555.20	107,555.20	96,277.60	107,555.20	0.00	0.0%
OPEB, Active Employees		3751-3752	0.00	0.00	0.00	0.00	0.00	0.0%
Other Employee Benefits		3901-3902	1,697.60	1,213.28	806.56	1,246.36	(33.08)	-2.7%
TOTAL, EMPLOYEE BENEFITS			1,844,939.56	1,785,877.24	1,046,331.29	1,743,809.62	42,067.62	2.4%
BOOKS AND SUPPLIES								
Approved Textbooks and Core Curricula Materials		4100	54,000.00	74,000.00	54,790.04	64,000.00	10,000.00	13.5%
Books and Other Reference Materials		4200	2,170.50	2,170.50	315.92	2,170.50	0.00	0.0%
Materials and Supplies		4300	396,475.96	456,739.02	54,786.62	398,153.01	58,586.01	12.8%
Noncapitalized Equipment		4400	145,436.46	67,095.26	5,711.87	32,095.26	35,000.00	52.2%
Food		4700	0.00	0.00	0.00	0.00	0.00	0.0%
TOTAL, BOOKS AND SUPPLIES			598,082.92	600,004.78	115,604.45	496,418.77	103,586.01	17.3%
SERVICES AND OTHER OPERATING EXPENDITURES								
Subagreements for Services		5100	0.00	0.00	0.00	0.00	0.00	0.0%
Travel and Conferences		5200	12,862.38	12,398.28	1,875.27	12,398.28	0.00	0.0%
Dues and Memberships		5300	1,238.04	6,289.54	9,364.98	6,289.54	0.00	0.0%
Insurance		5400-5450	70,350.00	70,350.00	69,118.27	70,350.00	0.00	0.0%
Operations and Housekeeping Services		5500	189,816.25	183,216.25	82,537.38	183,216.25	0.00	0.0%
Rentals, Leases, Repairs, and Noncapitalized Improvements		5600	25,500.00	22,600.00	9,906.72	22,600.00	0.00	0.0%
Transfers of Direct Costs		5710	0.00	0.00	26.96	0.00	0.00	0.0%
Transfers of Direct Costs - Interfund		5750	1,954,905.22	1,763,052.56	1,130,451.70	1,763,052.56	0.00	0.0%
Professional/Consulting Services and Operating Expenditures		5800	186,901.01	201,860.46	111,237.81	213,118.01	(11,257.55)	-5.6%
Communications		5900	30,593.28	18,211.28	11,322.70	18,211.28	0.00	0.0%
TOTAL, SERVICES AND OTHER OPERATING EXPENDITURES			2,472,166.18	2,277,978.37	1,425,841.79	2,289,235.92	(11,257.55)	-0.5%

Description	Resource Codes	Object Codes	Original Budget (A)	Board Approved Operating Budget (B)	Actuals To Date (C)	Projected Year Totals (D)	Difference (Col B & D) (E)	% Diff Column B & D (F)
CAPITAL OUTLAY								
Land		6100	0.00	0.00	0.00	0.00	0.00	0.0%
Land Improvements		6170	0.00	0.00	0.00	0.00	0.00	0.0%
Buildings and Improvements of Buildings		6200	0.00	0.00	0.00	0.00	0.00	0.0%
Books and Media for New School Libraries or Major Expansion of School Libraries		6300	0.00	0.00	0.00	0.00	0.00	0.0%
Equipment		6400	0.00	0.00	0.00	0.00	0.00	0.0%
Equipment Replacement		6500	0.00	0.00	0.00	0.00	0.00	0.0%
Lease Assets		6600	0.00	0.00	0.00	0.00	0.00	0.0%
TOTAL, CAPITAL OUTLAY			0.00	0.00	0.00	0.00	0.00	0.0%
OTHER OUTGO (excluding Transfers of Indirect Costs)								
Tuition								
Tuition for Instruction Under Interdistrict Attendance Agreements		7110	0.00	0.00	0.00	0.00	0.00	0.0%
Tuition, Excess Costs, and/or Deficit Payments Payments to Districts or Charter Schools		7141	0.00	0.00	0.00	0.00	0.00	0.0%
Payments to County Offices		7142	0.00	0.00	0.00	0.00	0.00	0.0%
Payments to JPAs		7143	0.00	0.00	0.00	0.00	0.00	0.0%
Other Transfers Out								
All Other Transfers		7281-7283	0.00	0.00	0.00	0.00	0.00	0.0%
All Other Transfers Out to All Others		7299	0.00	0.00	0.00	0.00	0.00	0.0%
Debt Service								
Debt Service - Interest		7438	0.00	0.00	0.00	0.00	0.00	0.0%
Other Debt Service - Principal		7439	0.00	0.00	0.00	0.00	0.00	0.0%
TOTAL, OTHER OUTGO (excluding Transfers of Indirect Costs)			0.00	0.00	0.00	0.00	0.00	0.0%
OTHER OUTGO - TRANSFERS OF INDIRECT COSTS								
Transfers of Indirect Costs		7310	0.00	0.00	0.00	0.00	0.00	0.0%
Transfers of Indirect Costs - Interfund		7350	0.00	0.00	0.00	0.00	0.00	0.0%
TOTAL, OTHER OUTGO - TRANSFERS OF INDIRECT COSTS			0.00	0.00	0.00	0.00	0.00	0.0%
TOTAL, EXPENDITURES			9,191,189.38	8,639,291.73	4,531,431.59	8,363,331.65		

Description	Resource Codes	Object Codes	Original Budget (A)	Board Approved Operating Budget (B)	Actuals To Date (C)	Projected Year Totals (D)	Difference (Col B & D) (E)	% Diff Column B & D (F)
INTERFUND TRANSFERS								
INTERFUND TRANSFERS IN								
Other Authorized Interfund Transfers In		8919	0.00	0.00	0.00	0.00	0.00	0.0%
(a) TOTAL, INTERFUND TRANSFERS IN			0.00	0.00	0.00	0.00	0.00	0.0%
INTERFUND TRANSFERS OUT								
Other Authorized Interfund Transfers Out		7619	185,000.00	0.00	0.00	0.00	0.00	0.0%
(b) TOTAL, INTERFUND TRANSFERS OUT			185,000.00	0.00	0.00	0.00	0.00	0.0%
OTHER SOURCES/USES								
SOURCES								
Other Sources								
Transfers from Funds of Lapsed/Reorganized LEAs		8965	0.00	0.00	0.00	0.00	0.00	0.0%
Long-Term Debt Proceeds								
Proceeds from Leases		8972	0.00	0.00	0.00	0.00	0.00	0.0%
All Other Financing Sources		8979	0.00	0.00	0.00	0.00	0.00	0.0%
(c) TOTAL, SOURCES			0.00	0.00	0.00	0.00	0.00	0.0%
USES								
Transfers of Funds from Lapsed/Reorganized LEAs		7651	0.00	0.00	0.00	0.00	0.00	0.0%
All Other Financing Uses		7699	0.00	0.00	0.00	0.00	0.00	0.0%
(d) TOTAL, USES			0.00	0.00	0.00	0.00	0.00	0.0%
CONTRIBUTIONS								
Contributions from Unrestricted Revenues		8980	0.00	0.00	0.00	0.00	0.00	0.0%
Contributions from Restricted Revenues		8990	0.00	0.00	0.00	0.00	0.00	0.0%
(e) TOTAL, CONTRIBUTIONS			0.00	0.00	0.00	0.00	0.00	0.0%
TOTAL, OTHER FINANCING SOURCES/USES (a - b + c - d + e)			(185,000.00)	0.00	0.00	0.00		

Description	Resource Codes	Object Codes	Original Budget (A)	Board Approved Operating Budget (B)	Actuals To Date (C)	Projected Year Totals (D)	Difference (Col B & D) (E)	% Diff Column B & D (F)
A. REVENUES								
1) LCFF Sources		8010-8099	0.00	0.00	0.00	0.00	0.00	0.0%
2) Federal Revenue		8100-8299	0.00	0.00	0.00	0.00	0.00	0.0%
3) Other State Revenue		8300-8599	252,119.00	254,911.08	140,669.00	284,146.08	29,235.00	11.5%
4) Other Local Revenue		8600-8799	0.00	0.00	71.83	13,105.00	13,105.00	New
5) TOTAL, REVENUES			252,119.00	254,911.08	140,740.83	297,251.08		
B. EXPENDITURES								
1) Certificated Salaries		1000-1999	3,743.06	3,741.12	2,182.32	3,741.12	0.00	0.0%
2) Classified Salaries		2000-2999	147,053.23	147,033.35	77,699.61	147,195.49	(162.14)	-0.1%
3) Employee Benefits		3000-3999	64,418.21	64,017.20	33,317.61	63,756.75	260.45	0.4%
4) Books and Supplies		4000-4999	34,330.50	38,334.41	7,272.49	80,772.72	(42,438.31)	-110.7%
5) Services and Other Operating Expenditures		5000-5999	3,804.00	3,015.00	1,097.26	3,015.00	0.00	0.0%
6) Capital Outlay		6000-6999	0.00	0.00	0.00	0.00	0.00	0.0%
7) Other Outgo (excluding Transfers of Indirect Costs)		7100-7299, 7400-7499	0.00	0.00	0.00	0.00	0.00	0.0%
8) Other Outgo - Transfers of Indirect Costs		7300-7399	12,000.00	12,000.00	0.00	12,000.00	0.00	0.0%
9) TOTAL, EXPENDITURES			265,349.00	268,141.08	121,569.29	310,481.08		
C. EXCESS (DEFICIENCY) OF REVENUES OVER EXPENDITURES BEFORE OTHER FINANCING SOURCES AND USES (A5 - B9)			(13,230.00)	(13,230.00)	19,171.54	(13,230.00)		
D. OTHER FINANCING SOURCES/USES								
1) Interfund Transfers								
a) Transfers In		8900-8929	0.00	0.00	0.00	0.00	0.00	0.0%
b) Transfers Out		7600-7629	0.00	0.00	0.00	0.00	0.00	0.0%
2) Other Sources/Uses								
a) Sources		8930-8979	0.00	0.00	0.00	0.00	0.00	0.0%
b) Uses		7630-7699	0.00	0.00	0.00	0.00	0.00	0.0%
3) Contributions		8980-8999	0.00	0.00	0.00	0.00	0.00	0.0%
4) TOTAL, OTHER FINANCING SOURCES/USES			0.00	0.00	0.00	0.00		

Description	Resource Codes	Object Codes	Original Budget (A)	Board Approved Operating Budget (B)	Actuals To Date (C)	Projected Year Totals (D)	Difference (Col B & D) (E)	% Diff Column B & D (F)
E. NET INCREASE (DECREASE) IN FUND BALANCE (C + D4)			(13,230.00)	(13,230.00)	19,171.54	(13,230.00)		
F. FUND BALANCE, RESERVES								
1) Beginning Fund Balance								
a) As of July 1 - Unaudited		9791	13,230.00	13,531.33		13,531.33	0.00	0.0%
b) Audit Adjustments		9793	0.00	0.00		0.00	0.00	0.0%
c) As of July 1 - Audited (F1a + F1b)			13,230.00	13,531.33		13,531.33		
d) Other Restatements		9795	0.00	0.00		0.00	0.00	0.0%
e) Adjusted Beginning Balance (F1c + F1d)			13,230.00	13,531.33		13,531.33		
2) Ending Balance, June 30 (E + F1e)			0.00	301.33		301.33		
Components of Ending Fund Balance								
a) Nonspendable								
Revolving Cash		9711	0.00	0.00		0.00		
Stores		9712	0.00	0.00		0.00		
Prepaid Items		9713	0.00	0.00		0.00		
All Others		9719	0.00	0.00		0.00		
b) Restricted			0.00	0.00		0.00		
c) Committed								
Stabilization Arrangements		9750	0.00	0.00		0.00		
Other Commitments		9760	0.00	0.00		0.00		
d) Assigned								
Other Assignments		9780	0.00	301.33		301.33		
e) Unassigned/Unappropriated								
Reserve for Economic Uncertainties		9789	0.00	0.00		0.00		
Unassigned/Unappropriated Amount		9790	0.00	0.00		0.00		

Description	Resource Codes	Object Codes	Original Budget (A)	Board Approved Operating Budget (B)	Actuals To Date (C)	Projected Year Totals (D)	Difference (Col B & D) (E)	% Diff Column B & D (F)
FEDERAL REVENUE								
Child Nutrition Programs		8220	0.00	0.00	0.00	0.00	0.00	0.0%
Interagency Contracts Between LEAs		8285	0.00	0.00	0.00	0.00	0.00	0.0%
Title I, Part A, Basic	3010	8290	0.00	0.00	0.00	0.00	0.00	0.0%
All Other Federal Revenue	All Other	8290	0.00	0.00	0.00	0.00	0.00	0.0%
TOTAL, FEDERAL REVENUE			0.00	0.00	0.00	0.00	0.00	0.0%
OTHER STATE REVENUE								
Child Nutrition Programs		8520	0.00	0.00	0.00	0.00	0.00	0.0%
Child Development Apportionments		8530	0.00	0.00	0.00	0.00	0.00	0.0%
Pass-Through Revenues from State Sources		8587	0.00	0.00	0.00	0.00	0.00	0.0%
State Preschool	6105	8590	228,769.00	228,769.00	127,314.00	258,004.00	29,235.00	12.8%
All Other State Revenue	All Other	8590	23,350.00	26,142.08	13,355.00	26,142.08	0.00	0.0%
TOTAL, OTHER STATE REVENUE			252,119.00	254,911.08	140,669.00	284,146.08	29,235.00	11.5%
OTHER LOCAL REVENUE								
Sales								
Sale of Equipment/Supplies		8631	0.00	0.00	0.00	0.00	0.00	0.0%
Food Service Sales		8634	0.00	0.00	0.00	0.00	0.00	0.0%
Interest		8660	0.00	0.00	71.83	0.00	0.00	0.0%
Net Increase (Decrease) in the Fair Value of Investments		8662	0.00	0.00	0.00	0.00	0.00	0.0%
Fees and Contracts								
Child Development Parent Fees		8673	0.00	0.00	0.00	0.00	0.00	0.0%
Interagency Services		8677	0.00	0.00	0.00	0.00	0.00	0.0%
All Other Fees and Contracts		8689	0.00	0.00	0.00	0.00	0.00	0.0%
Other Local Revenue								
All Other Local Revenue		8699	0.00	0.00	0.00	13,105.00	13,105.00	New
All Other Transfers In from All Others		8799	0.00	0.00	0.00	0.00	0.00	0.0%
TOTAL, OTHER LOCAL REVENUE			0.00	0.00	71.83	13,105.00	13,105.00	New
TOTAL, REVENUES			252,119.00	254,911.08	140,740.83	297,251.08		

Description	Resource Codes	Object Codes	Original Budget (A)	Board Approved Operating Budget (B)	Actuals To Date (C)	Projected Year Totals (D)	Difference (Col B & D) (E)	% Diff Column B & D (F)
CERTIFICATED SALARIES								
Certificated Teachers' Salaries		1100	0.00	0.00	0.00	0.00	0.00	0.0%
Certificated Pupil Support Salaries		1200	0.00	0.00	0.00	0.00	0.00	0.0%
Certificated Supervisors' and Administrators' Salaries		1300	3,743.06	3,741.12	2,182.32	3,741.12	0.00	0.0%
Other Certificated Salaries		1900	0.00	0.00	0.00	0.00	0.00	0.0%
TOTAL, CERTIFICATED SALARIES			3,743.06	3,741.12	2,182.32	3,741.12	0.00	0.0%
CLASSIFIED SALARIES								
Classified Instructional Salaries		2100	134,509.93	134,490.60	70,465.58	134,652.74	(162.14)	-0.1%
Classified Support Salaries		2200	0.00	0.00	0.00	0.00	0.00	0.0%
Classified Supervisors' and Administrators' Salaries		2300	0.00	0.00	0.00	0.00	0.00	0.0%
Clerical, Technical and Office Salaries		2400	12,543.30	12,542.75	7,234.03	12,542.75	0.00	0.0%
Other Classified Salaries		2900	0.00	0.00	0.00	0.00	0.00	0.0%
TOTAL, CLASSIFIED SALARIES			147,053.23	147,033.35	77,699.61	147,195.49	(162.14)	-0.1%
EMPLOYEE BENEFITS								
STRS		3101-3102	983.33	983.00	619.25	982.99	0.01	0.0%
PERS		3201-3202	20,512.25	20,383.63	11,037.84	20,383.62	0.01	0.0%
OASDI/Medicare/Alternative		3301-3302	8,793.23	8,637.81	4,644.99	8,374.92	262.89	3.0%
Health and Welfare Benefits		3401-3402	29,847.10	30,622.33	15,311.23	30,622.33	0.00	0.0%
Unemployment Insurance		3501-3502	1,704.03	803.34	363.61	804.11	(0.77)	-0.1%
Workers' Compensation		3601-3602	1,453.27	1,431.19	762.74	1,432.88	(1.69)	-0.1%
OPEB, Allocated		3701-3702	0.00	0.00	0.00	0.00	0.00	0.0%
OPEB, Active Employees		3751-3752	0.00	0.00	0.00	0.00	0.00	0.0%
Other Employee Benefits		3901-3902	1,125.00	1,155.90	577.95	1,155.90	0.00	0.0%
TOTAL, EMPLOYEE BENEFITS			64,418.21	64,017.20	33,317.61	63,756.75	260.45	0.4%
BOOKS AND SUPPLIES								
Approved Textbooks and Core Curricula Materials		4100	0.00	0.00	0.00	0.00	0.00	0.0%
Books and Other Reference Materials		4200	0.00	3,000.00	1,300.00	3,000.00	0.00	0.0%
Materials and Supplies		4300	14,330.50	25,542.33	5,972.49	32,980.64	(7,438.31)	-29.1%
Noncapitalized Equipment		4400	20,000.00	9,792.08	0.00	44,792.08	(35,000.00)	-357.4%
Food		4700	0.00	0.00	0.00	0.00	0.00	0.0%
TOTAL, BOOKS AND SUPPLIES			34,330.50	38,334.41	7,272.49	80,772.72	(42,438.31)	-110.7%

Description	Resource Codes	Object Codes	Original Budget (A)	Board Approved Operating Budget (B)	Actuals To Date (C)	Projected Year Totals (D)	Difference (Col B & D) (E)	% Diff Column B & D (F)
SERVICES AND OTHER OPERATING EXPENDITURES								
Subagreements for Services		5100	0.00	0.00	0.00	0.00	0.00	0.0%
Travel and Conferences		5200	3,000.00	3,000.00	0.00	3,000.00	0.00	0.0%
Dues and Memberships		5300	0.00	0.00	0.00	0.00	0.00	0.0%
Insurance		5400-5450	0.00	0.00	0.00	0.00	0.00	0.0%
Operations and Housekeeping Services		5500	0.00	0.00	0.00	0.00	0.00	0.0%
Rentals, Leases, Repairs, and Noncapitalized Improvements		5600	0.00	0.00	0.00	0.00	0.00	0.0%
Transfers of Direct Costs		5710	0.00	0.00	0.00	0.00	0.00	0.0%
Transfers of Direct Costs - Interfund		5750	0.00	0.00	1.71	0.00	0.00	0.0%
Professional/Consulting Services and Operating Expenditures		5800	804.00	0.00	1,086.80	0.00	0.00	0.0%
Communications		5900	0.00	15.00	8.75	15.00	0.00	0.0%
TOTAL, SERVICES AND OTHER OPERATING EXPENDITURES			3,804.00	3,015.00	1,097.26	3,015.00	0.00	0.0%
CAPITAL OUTLAY								
Land		6100	0.00	0.00	0.00	0.00	0.00	0.0%
Land Improvements		6170	0.00	0.00	0.00	0.00	0.00	0.0%
Buildings and Improvements of Buildings		6200	0.00	0.00	0.00	0.00	0.00	0.0%
Equipment		6400	0.00	0.00	0.00	0.00	0.00	0.0%
Equipment Replacement		6500	0.00	0.00	0.00	0.00	0.00	0.0%
Lease Assets		6600	0.00	0.00	0.00	0.00	0.00	0.0%
TOTAL, CAPITAL OUTLAY			0.00	0.00	0.00	0.00	0.00	0.0%
OTHER OUTGO (excluding Transfers of Indirect Costs)								
Other Transfers Out								
All Other Transfers Out to All Others		7299	0.00	0.00	0.00	0.00	0.00	0.0%
Debt Service								
Debt Service - Interest		7438	0.00	0.00	0.00	0.00	0.00	0.0%
Other Debt Service - Principal		7439	0.00	0.00	0.00	0.00	0.00	0.0%
TOTAL, OTHER OUTGO (excluding Transfers of Indirect Costs)			0.00	0.00	0.00	0.00	0.00	0.0%
OTHER OUTGO - TRANSFERS OF INDIRECT COSTS								
Transfers of Indirect Costs - Interfund		7350	12,000.00	12,000.00	0.00	12,000.00	0.00	0.0%
TOTAL, OTHER OUTGO - TRANSFERS OF INDIRECT COSTS			12,000.00	12,000.00	0.00	12,000.00	0.00	0.0%
TOTAL, EXPENDITURES			265,349.00	268,141.08	121,569.29	310,481.08		

Description	Resource Codes	Object Codes	Original Budget (A)	Board Approved Operating Budget (B)	Actuals To Date (C)	Projected Year Totals (D)	Difference (Col B & D) (E)	% Diff Column B & D (F)
INTERFUND TRANSFERS								
INTERFUND TRANSFERS IN								
From: General Fund		8911	0.00	0.00	0.00	0.00	0.00	0.0%
Other Authorized Interfund Transfers In		8919	0.00	0.00	0.00	0.00	0.00	0.0%
(a) TOTAL, INTERFUND TRANSFERS IN			0.00	0.00	0.00	0.00	0.00	0.0%
INTERFUND TRANSFERS OUT								
Other Authorized Interfund Transfers Out		7619	0.00	0.00	0.00	0.00	0.00	0.0%
(b) TOTAL, INTERFUND TRANSFERS OUT			0.00	0.00	0.00	0.00	0.00	0.0%
OTHER SOURCES/USES								
SOURCES								
Other Sources								
Transfers from Funds of Lapsed/Reorganized LEAs		8965	0.00	0.00	0.00	0.00	0.00	0.0%
Long-Term Debt Proceeds		8971	0.00	0.00	0.00	0.00	0.00	0.0%
Proceeds from Certificates of Participation		8972	0.00	0.00	0.00	0.00	0.00	0.0%
Proceeds from Leases		8979	0.00	0.00	0.00	0.00	0.00	0.0%
All Other Financing Sources			0.00	0.00	0.00	0.00	0.00	0.0%
(c) TOTAL, SOURCES			0.00	0.00	0.00	0.00	0.00	0.0%
USES								
Transfers of Funds from Lapsed/Reorganized LEAs		7651	0.00	0.00	0.00	0.00	0.00	0.0%
All Other Financing Uses		7699	0.00	0.00	0.00	0.00	0.00	0.0%
(d) TOTAL, USES			0.00	0.00	0.00	0.00	0.00	0.0%
CONTRIBUTIONS								
Contributions from Unrestricted Revenues		8980	0.00	0.00	0.00	0.00	0.00	0.0%
Contributions from Restricted Revenues		8990	0.00	0.00	0.00	0.00	0.00	0.0%
(e) TOTAL, CONTRIBUTIONS			0.00	0.00	0.00	0.00	0.00	0.0%
TOTAL, OTHER FINANCING SOURCES/USES (a - b + c - d + e)			0.00	0.00	0.00	0.00		

Description	Resource Codes	Object Codes	Original Budget (A)	Board Approved Operating Budget (B)	Actuals To Date (C)	Projected Year Totals (D)	Difference (Col B & D) (E)	% Diff Column B & D (F)
A. REVENUES								
1) LCFF Sources		8010-8099	0.00	0.00	0.00	0.00	0.00	0.0%
2) Federal Revenue		8100-8299	1,475,000.00	2,075,000.00	900,701.40	2,085,678.29	10,678.29	0.5%
3) Other State Revenue		8300-8599	86,000.00	110,000.00	151,474.25	350,000.00	240,000.00	218.2%
4) Other Local Revenue		8600-8799	107,500.00	81,000.00	11,324.79	17,000.00	(64,000.00)	-79.0%
5) TOTAL, REVENUES			1,668,500.00	2,266,000.00	1,063,500.44	2,452,678.29		
B. EXPENDITURES								
1) Certificated Salaries		1000-1999	0.00	0.00	0.00	0.00	0.00	0.0%
2) Classified Salaries		2000-2999	750,787.58	772,509.75	391,823.44	722,509.38	50,000.37	6.5%
3) Employee Benefits		3000-3999	308,542.64	291,233.94	141,583.24	273,695.73	17,538.21	6.0%
4) Books and Supplies		4000-4999	769,997.48	894,997.48	431,951.60	894,997.48	0.00	0.0%
5) Services and Other Operating Expenditures		5000-5999	115,759.87	129,789.19	40,312.02	79,789.19	50,000.00	38.5%
6) Capital Outlay		6000-6999	40,000.00	80,000.00	24,989.49	80,000.00	0.00	0.0%
7) Other Outgo (excluding Transfers of Indirect Costs)		7100-7299, 7400-7499	0.00	0.00	0.00	0.00	0.00	0.0%
8) Other Outgo - Transfers of Indirect Costs		7300-7399	95,000.00	60,000.00	0.00	63,000.00	(3,000.00)	-5.0%
9) TOTAL, EXPENDITURES			2,080,087.57	2,228,530.36	1,030,659.79	2,113,991.78		
C. EXCESS (DEFICIENCY) OF REVENUES OVER EXPENDITURES BEFORE OTHER FINANCING SOURCES AND USES (A5 - B9)								
			(411,587.57)	37,469.64	32,840.65	338,686.51		
D. OTHER FINANCING SOURCES/USES								
1) Interfund Transfers								
a) Transfers In		8900-8929	0.00	0.00	0.00	0.00	0.00	0.0%
b) Transfers Out		7600-7629	0.00	0.00	0.00	0.00	0.00	0.0%
2) Other Sources/Uses								
a) Sources		8930-8979	0.00	0.00	0.00	0.00	0.00	0.0%
b) Uses		7630-7699	0.00	0.00	0.00	0.00	0.00	0.0%
3) Contributions		8980-8999	0.00	0.00	0.00	0.00	0.00	0.0%
4) TOTAL, OTHER FINANCING SOURCES/USES			0.00	0.00	0.00	0.00		

Description	Resource Codes	Object Codes	Original Budget (A)	Board Approved Operating Budget (B)	Actuals To Date (C)	Projected Year Totals (D)	Difference (Col B & D) (E)	% Diff Column B & D (F)
E. NET INCREASE (DECREASE) IN FUND BALANCE (C + D4)			(411,587.57)	37,469.64	32,840.65	338,686.51		
F. FUND BALANCE, RESERVES								
1) Beginning Fund Balance								
a) As of July 1 - Unaudited		9791	1,298,926.63	1,906,856.91		1,906,856.91	0.00	0.0%
b) Audit Adjustments		9793	0.00	0.00		0.00	0.00	0.0%
c) As of July 1 - Audited (F1a + F1b)			1,298,926.63	1,906,856.91		1,906,856.91		
d) Other Restatements		9795	0.00	0.00		0.00	0.00	0.0%
e) Adjusted Beginning Balance (F1c + F1d)			1,298,926.63	1,906,856.91		1,906,856.91		
2) Ending Balance, June 30 (E + F1e)			887,339.06	1,944,326.55		2,245,543.42		
Components of Ending Fund Balance								
a) Nonspendable								
Revolving Cash		9711	0.00	0.00		0.00		
Stores		9712	0.00	0.00		0.00		
Prepaid Items		9713	0.00	0.00		0.00		
All Others		9719	0.00	0.00		0.00		
b) Restricted		9740	887,339.06	1,944,326.55		2,245,543.42		
c) Committed								
Stabilization Arrangements		9750	0.00	0.00		0.00		
Other Commitments		9760	0.00	0.00		0.00		
d) Assigned								
Other Assignments		9780	0.00	0.00		0.00		
e) Unassigned/Unappropriated								
Reserve for Economic Uncertainties		9789	0.00	0.00		0.00		
Unassigned/Unappropriated Amount		9790	0.00	0.00		0.00		

Description	Resource Codes	Object Codes	Original Budget (A)	Board Approved Operating Budget (B)	Actuals To Date (C)	Projected Year Totals (D)	Difference (Col B & D) (E)	% Diff Column B & D (F)
FEDERAL REVENUE								
Child Nutrition Programs		8220	1,475,000.00	2,075,000.00	900,701.40	2,085,678.29	10,678.29	0.5%
Donated Food Commodities		8221	0.00	0.00	0.00	0.00	0.00	0.0%
All Other Federal Revenue		8290	0.00	0.00	0.00	0.00	0.00	0.0%
TOTAL, FEDERAL REVENUE			1,475,000.00	2,075,000.00	900,701.40	2,085,678.29	10,678.29	0.5%
OTHER STATE REVENUE								
Child Nutrition Programs		8520	86,000.00	110,000.00	151,474.25	350,000.00	240,000.00	218.2%
All Other State Revenue		8590	0.00	0.00	0.00	0.00	0.00	0.0%
TOTAL, OTHER STATE REVENUE			86,000.00	110,000.00	151,474.25	350,000.00	240,000.00	218.2%
OTHER LOCAL REVENUE								
Sales								
Sale of Equipment/Supplies		8631	0.00	0.00	0.00	0.00	0.00	0.0%
Food Service Sales		8634	100,000.00	75,000.00	0.00	2,000.00	(73,000.00)	-97.3%
Leases and Rentals		8650	0.00	0.00	0.00	0.00	0.00	0.0%
Interest		8660	7,500.00	6,000.00	2,872.42	6,000.00	0.00	0.0%
Net Increase (Decrease) in the Fair Value of Investments		8662	0.00	0.00	0.00	0.00	0.00	0.0%
Fees and Contracts								
Interagency Services		8677	0.00	0.00	0.00	0.00	0.00	0.0%
Other Local Revenue								
All Other Local Revenue		8699	0.00	0.00	8,452.37	9,000.00	9,000.00	New
TOTAL, OTHER LOCAL REVENUE			107,500.00	81,000.00	11,324.79	17,000.00	(64,000.00)	-79.0%
TOTAL, REVENUES			1,668,500.00	2,266,000.00	1,063,500.44	2,452,678.29		

Description	Resource Codes	Object Codes	Original Budget (A)	Board Approved Operating Budget (B)	Actuals To Date (C)	Projected Year Totals (D)	Difference (Col B & D) (E)	% Diff Column B & D (F)
CERTIFICATED SALARIES								
Certificated Supervisors' and Administrators' Salaries		1300	0.00	0.00	0.00	0.00	0.00	0.0%
Other Certificated Salaries		1900	0.00	0.00	0.00	0.00	0.00	0.0%
TOTAL, CERTIFICATED SALARIES			0.00	0.00	0.00	0.00	0.00	0.0%
CLASSIFIED SALARIES								
Classified Support Salaries		2200	591,775.65	620,382.66	335,343.92	597,188.23	23,194.43	3.7%
Classified Supervisors' and Administrators' Salaries		2300	107,404.42	100,924.98	33,846.74	78,597.59	22,327.39	22.1%
Clerical, Technical and Office Salaries		2400	0.00	0.00	0.00	0.00	0.00	0.0%
Other Classified Salaries		2900	51,607.51	51,202.11	22,632.78	46,723.56	4,478.55	8.7%
TOTAL, CLASSIFIED SALARIES			750,787.58	772,509.75	391,823.44	722,509.38	50,000.37	6.5%
EMPLOYEE BENEFITS								
STRS		3101-3102	0.00	0.00	0.00	0.00	0.00	0.0%
PERS		3201-3202	125,300.80	129,937.94	62,603.92	107,746.95	22,190.99	17.1%
OASDI/Medicare/Alternative		3301-3302	49,869.65	45,690.43	25,163.02	44,806.59	883.84	1.9%
Health and Welfare Benefits		3401-3402	110,564.30	96,301.60	42,948.47	101,210.18	(4,908.58)	-5.1%
Unemployment Insurance		3501-3502	9,167.98	4,462.95	1,856.17	4,181.81	281.14	6.3%
Workers' Compensation		3601-3602	7,818.91	8,006.49	3,898.71	7,416.56	589.93	7.4%
OPEB, Allocated		3701-3702	0.00	0.00	1,751.32	1,750.75	(1,750.75)	New
OPEB, Active Employees		3751-3752	0.00	0.00	0.00	0.00	0.00	0.0%
Other Employee Benefits		3901-3902	5,821.00	6,834.53	3,361.63	6,582.89	251.64	3.7%
TOTAL, EMPLOYEE BENEFITS			308,542.64	291,233.94	141,583.24	273,695.73	17,538.21	6.0%
BOOKS AND SUPPLIES								
Books and Other Reference Materials		4200	0.00	0.00	0.00	0.00	0.00	0.0%
Materials and Supplies		4300	64,997.48	64,997.48	49,099.33	64,997.48	0.00	0.0%
Noncapitalized Equipment		4400	30,000.00	30,000.00	6,678.63	30,000.00	0.00	0.0%
Food		4700	675,000.00	800,000.00	376,173.64	800,000.00	0.00	0.0%
TOTAL, BOOKS AND SUPPLIES			769,997.48	894,997.48	431,951.60	894,997.48	0.00	0.0%

Description	Resource Codes	Object Codes	Original Budget (A)	Board Approved Operating Budget (B)	Actuals To Date (C)	Projected Year Totals (D)	Difference (Col B & D) (E)	% Diff Column B & D (F)
SERVICES AND OTHER OPERATING EXPENDITURES								
Subagreements for Services		5100	0.00	0.00	0.00	0.00	0.00	0.0%
Travel and Conferences		5200	3,151.30	1,330.62	946.41	1,330.62	0.00	0.0%
Dues and Memberships		5300	750.00	750.00	589.67	750.00	0.00	0.0%
Insurance		5400-5450	0.00	0.00	0.00	0.00	0.00	0.0%
Operations and Housekeeping Services		5500	2,200.00	3,500.00	2,135.49	3,500.00	0.00	0.0%
Rentals, Leases, Repairs, and Noncapitalized Improvements		5600	29,600.00	29,600.00	9,348.47	29,600.00	0.00	0.0%
Transfers of Direct Costs		5710	0.00	0.00	0.00	0.00	0.00	0.0%
Transfers of Direct Costs - Interfund		5750	(12,741.43)	2,258.57	642.73	2,258.57	0.00	0.0%
Professional/Consulting Services and Operating Expenditures		5800	92,200.00	92,200.00	26,449.25	42,200.00	50,000.00	54.2%
Communications		5900	600.00	150.00	200.00	150.00	0.00	0.0%
TOTAL, SERVICES AND OTHER OPERATING EXPENDITURES			115,759.87	129,789.19	40,312.02	79,789.19	50,000.00	38.5%
CAPITAL OUTLAY								
Buildings and Improvements of Buildings		6200	0.00	0.00	0.00	0.00	0.00	0.0%
Equipment		6400	40,000.00	40,000.00	0.00	40,000.00	0.00	0.0%
Equipment Replacement		6500	0.00	40,000.00	24,989.49	40,000.00	0.00	0.0%
Lease Assets		6600	0.00	0.00	0.00	0.00	0.00	0.0%
TOTAL, CAPITAL OUTLAY			40,000.00	80,000.00	24,989.49	80,000.00	0.00	0.0%
OTHER OUTGO (excluding Transfers of Indirect Costs)								
Debt Service								
Debt Service - Interest		7438	0.00	0.00	0.00	0.00	0.00	0.0%
Other Debt Service - Principal		7439	0.00	0.00	0.00	0.00	0.00	0.0%
TOTAL, OTHER OUTGO (excluding Transfers of Indirect Costs)			0.00	0.00	0.00	0.00	0.00	0.0%
OTHER OUTGO - TRANSFERS OF INDIRECT COSTS								
Transfers of Indirect Costs - Interfund		7350	95,000.00	60,000.00	0.00	63,000.00	(3,000.00)	-5.0%
TOTAL, OTHER OUTGO - TRANSFERS OF INDIRECT COSTS			95,000.00	60,000.00	0.00	63,000.00	(3,000.00)	-5.0%
TOTAL, EXPENDITURES			2,080,087.57	2,228,530.36	1,030,659.79	2,113,991.78		

Description	Resource Codes	Object Codes	Original Budget (A)	Board Approved Operating Budget (B)	Actuals To Date (C)	Projected Year Totals (D)	Difference (Col B & D) (E)	% Diff Column B & D (F)
INTERFUND TRANSFERS								
INTERFUND TRANSFERS IN								
From: General Fund		8916	0.00	0.00	0.00	0.00	0.00	0.0%
Other Authorized Interfund Transfers In		8919	0.00	0.00	0.00	0.00	0.00	0.0%
(a) TOTAL, INTERFUND TRANSFERS IN			0.00	0.00	0.00	0.00	0.00	0.0%
INTERFUND TRANSFERS OUT								
Other Authorized Interfund Transfers Out		7619	0.00	0.00	0.00	0.00	0.00	0.0%
(b) TOTAL, INTERFUND TRANSFERS OUT			0.00	0.00	0.00	0.00	0.00	0.0%
OTHER SOURCES/USES								
SOURCES								
Other Sources								
Transfers from Funds of Lapsed/Reorganized LEAs		8965	0.00	0.00	0.00	0.00	0.00	0.0%
Long-Term Debt Proceeds								
Proceeds from Leases		8972	0.00	0.00	0.00	0.00	0.00	0.0%
All Other Financing Sources		8979	0.00	0.00	0.00	0.00	0.00	0.0%
(c) TOTAL, SOURCES			0.00	0.00	0.00	0.00	0.00	0.0%
USES								
Transfers of Funds from Lapsed/Reorganized LEAs		7651	0.00	0.00	0.00	0.00	0.00	0.0%
All Other Financing Uses		7699	0.00	0.00	0.00	0.00	0.00	0.0%
(d) TOTAL, USES			0.00	0.00	0.00	0.00	0.00	0.0%
CONTRIBUTIONS								
Contributions from Unrestricted Revenues		8980	0.00	0.00	0.00	0.00	0.00	0.0%
Contributions from Restricted Revenues		8990	0.00	0.00	0.00	0.00	0.00	0.0%
(e) TOTAL, CONTRIBUTIONS			0.00	0.00	0.00	0.00	0.00	0.0%
TOTAL, OTHER FINANCING SOURCES/USES (a - b + c - d + e)			0.00	0.00	0.00	0.00		

Description	Resource Codes	Object Codes	Original Budget (A)	Board Approved Operating Budget (B)	Actuals To Date (C)	Projected Year Totals (D)	Difference (Col B & D) (E)	% Diff Column B & D (F)
A. REVENUES								
1) LCFF Sources		8010-8099	0.00	0.00	0.00	0.00	0.00	0.0%
2) Federal Revenue		8100-8299	0.00	0.00	0.00	0.00	0.00	0.0%
3) Other State Revenue		8300-8599	0.00	0.00	0.00	0.00	0.00	0.0%
4) Other Local Revenue		8600-8799	20,000.00	20,000.00	8,494.76	15,500.00	(4,500.00)	-22.5%
5) TOTAL, REVENUES			20,000.00	20,000.00	8,494.76	15,500.00		
B. EXPENDITURES								
1) Certificated Salaries		1000-1999	0.00	0.00	0.00	0.00	0.00	0.0%
2) Classified Salaries		2000-2999	10,000.00	10,000.00	9,128.47	10,000.00	0.00	0.0%
3) Employee Benefits		3000-3999	3,138.90	3,138.90	273.76	3,138.90	0.00	0.0%
4) Books and Supplies		4000-4999	37,204.56	62,204.56	28,114.70	62,204.56	0.00	0.0%
5) Services and Other Operating Expenditures		5000-5999	161,355.00	161,355.00	20,803.00	166,355.00	(5,000.00)	-3.1%
6) Capital Outlay		6000-6999	1,117,385.66	1,117,385.66	777,886.44	1,117,385.66	0.00	0.0%
7) Other Outgo (excluding Transfers of Indirect Costs)		7100-7299, 7400-7499	0.00	0.00	0.00	0.00	0.00	0.0%
8) Other Outgo - Transfers of Indirect Costs		7300-7399	0.00	0.00	0.00	0.00	0.00	0.0%
9) TOTAL, EXPENDITURES			1,329,084.12	1,354,084.12	836,206.37	1,359,084.12		
C. EXCESS (DEFICIENCY) OF REVENUES OVER EXPENDITURES BEFORE OTHER FINANCING SOURCES AND USES (A5 - B9)			(1,309,084.12)	(1,334,084.12)	(827,711.61)	(1,343,584.12)		
D. OTHER FINANCING SOURCES/USES								
1) Interfund Transfers								
a) Transfers In		8900-8929	1,531,707.14	1,531,707.14	1,000,000.00	1,573,817.00	42,109.86	2.7%
b) Transfers Out		7600-7629	0.00	0.00	0.00	0.00	0.00	0.0%
2) Other Sources/Uses								
a) Sources		8930-8979	0.00	0.00	0.00	0.00	0.00	0.0%
b) Uses		7630-7699	0.00	0.00	0.00	0.00	0.00	0.0%
3) Contributions		8980-8999	0.00	0.00	0.00	0.00	0.00	0.0%
4) TOTAL, OTHER FINANCING SOURCES/USES			1,531,707.14	1,531,707.14	1,000,000.00	1,573,817.00		

Description	Resource Codes	Object Codes	Original Budget (A)	Board Approved Operating Budget (B)	Actuals To Date (C)	Projected Year Totals (D)	Difference (Col B & D) (E)	% Diff Column B & D (F)
E. NET INCREASE (DECREASE) IN FUND BALANCE (C + D4)			222,623.02	197,623.02	172,288.39	230,232.88		
F. FUND BALANCE, RESERVES								
1) Beginning Fund Balance								
a) As of July 1 - Unaudited			9791	4,817,750.01	5,295,456.98	5,295,456.98	0.00	0.0%
b) Audit Adjustments			9793	0.00	0.00	0.00	0.00	0.0%
c) As of July 1 - Audited (F1a + F1b)				4,817,750.01	5,295,456.98	5,295,456.98		
d) Other Restatements			9795	0.00	0.00	0.00	0.00	0.0%
e) Adjusted Beginning Balance (F1c + F1d)				4,817,750.01	5,295,456.98	5,295,456.98		
2) Ending Balance, June 30 (E + F1e)				5,040,373.03	5,493,080.00	5,525,689.86		
Components of Ending Fund Balance								
a) Nonspendable								
Revolving Cash			9711	0.00	0.00	0.00		
Stores			9712	0.00	0.00	0.00		
Prepaid Items			9713	0.00	0.00	0.00		
All Others			9719	0.00	0.00	0.00		
b) Restricted			9740	0.00	0.00	0.00		
c) Committed								
Stabilization Arrangements			9750	0.00	0.00	0.00		
Other Commitments			9760	0.00	0.00	0.00		
d) Assigned								
Other Assignments			9780	5,040,373.03	5,493,080.00	5,525,689.86		
e) Unassigned/Unappropriated								
Reserve for Economic Uncertainties			9789	0.00	0.00	0.00		
Unassigned/Unappropriated Amount			9790	0.00	0.00	0.00		

Description	Resource Codes	Object Codes	Original Budget (A)	Board Approved Operating Budget (B)	Actuals To Date (C)	Projected Year Totals (D)	Difference (Col B & D) (E)	% Diff Column B & D (F)
LCFF SOURCES								
LCFF Transfers								
LCFF Transfers - Current Year		8091	0.00	0.00	0.00	0.00	0.00	0.0%
LCFF/Revenue Limit Transfers - Prior Years		8099	0.00	0.00	0.00	0.00	0.00	0.0%
TOTAL, LCFF SOURCES			0.00	0.00	0.00	0.00	0.00	0.0%
OTHER STATE REVENUE								
All Other State Revenue		8590	0.00	0.00	0.00	0.00	0.00	0.0%
TOTAL, OTHER STATE REVENUE			0.00	0.00	0.00	0.00	0.00	0.0%
OTHER LOCAL REVENUE								
Community Redevelopment Funds Not Subject to LCFF Deduction		8625	0.00	0.00	0.00	0.00	0.00	0.0%
Sales								
Sale of Equipment/Supplies		8631	0.00	0.00	0.00	0.00	0.00	0.0%
Interest		8660	20,000.00	20,000.00	8,494.76	15,500.00	(4,500.00)	-22.5%
Net Increase (Decrease) in the Fair Value of Investments		8662	0.00	0.00	0.00	0.00	0.00	0.0%
Other Local Revenue								
All Other Local Revenue		8699	0.00	0.00	0.00	0.00	0.00	0.0%
All Other Transfers In from All Others		8799	0.00	0.00	0.00	0.00	0.00	0.0%
TOTAL, OTHER LOCAL REVENUE			20,000.00	20,000.00	8,494.76	15,500.00	(4,500.00)	-22.5%
TOTAL, REVENUES			20,000.00	20,000.00	8,494.76	15,500.00		

Description	Resource Codes	Object Codes	Original Budget (A)	Board Approved Operating Budget (B)	Actuals To Date (C)	Projected Year Totals (D)	Difference (Col B & D) (E)	% Diff Column B & D (F)
CLASSIFIED SALARIES								
Classified Support Salaries		2200	10,000.00	10,000.00	9,128.47	10,000.00	0.00	0.0%
Other Classified Salaries		2900	0.00	0.00	0.00	0.00	0.00	0.0%
TOTAL, CLASSIFIED SALARIES			10,000.00	10,000.00	9,128.47	10,000.00	0.00	0.0%
EMPLOYEE BENEFITS								
STRS		3101-3102	0.00	0.00	0.00	0.00	0.00	0.0%
PERS		3201-3202	2,291.00	2,291.00	0.00	2,291.00	0.00	0.0%
OASDI/Medicare/Alternative		3301-3302	620.00	620.00	132.36	620.00	0.00	0.0%
Health and Welfare Benefits		3401-3402	0.00	0.00	0.00	0.00	0.00	0.0%
Unemployment Insurance		3501-3502	123.00	123.00	45.65	123.00	0.00	0.0%
Workers' Compensation		3601-3602	104.90	104.90	95.75	104.90	0.00	0.0%
OPEB, Allocated		3701-3702	0.00	0.00	0.00	0.00	0.00	0.0%
OPEB, Active Employees		3751-3752	0.00	0.00	0.00	0.00	0.00	0.0%
Other Employee Benefits		3901-3902	0.00	0.00	0.00	0.00	0.00	0.0%
TOTAL, EMPLOYEE BENEFITS			3,138.90	3,138.90	273.76	3,138.90	0.00	0.0%
BOOKS AND SUPPLIES								
Books and Other Reference Materials		4200	0.00	0.00	0.00	0.00	0.00	0.0%
Materials and Supplies		4300	37,204.56	37,204.56	15,184.70	37,204.56	0.00	0.0%
Noncapitalized Equipment		4400	0.00	25,000.00	12,930.00	25,000.00	0.00	0.0%
TOTAL, BOOKS AND SUPPLIES			37,204.56	62,204.56	28,114.70	62,204.56	0.00	0.0%
SERVICES AND OTHER OPERATING EXPENDITURES								
Subagreements for Services		5100	0.00	0.00	0.00	0.00	0.00	0.0%
Travel and Conferences		5200	0.00	0.00	0.00	0.00	0.00	0.0%
Rentals, Leases, Repairs, and Noncapitalized Improvements		5600	0.00	0.00	0.00	0.00	0.00	0.0%
Transfers of Direct Costs		5710	0.00	0.00	0.00	0.00	0.00	0.0%
Transfers of Direct Costs - Interfund		5750	0.00	0.00	0.00	0.00	0.00	0.0%
Professional/Consulting Services and Operating Expenditures		5800	161,355.00	161,355.00	20,803.00	166,355.00	(5,000.00)	-3.1%
TOTAL, SERVICES AND OTHER OPERATING EXPENDITURES			161,355.00	161,355.00	20,803.00	166,355.00	(5,000.00)	-3.1%
CAPITAL OUTLAY								
Land Improvements		6170	317,615.66	317,615.66	251,764.94	317,615.66	0.00	0.0%
Buildings and Improvements of Buildings		6200	339,850.00	339,850.00	163,610.33	339,850.00	0.00	0.0%
Equipment		6400	459,920.00	459,920.00	343,051.17	459,920.00	0.00	0.0%
Equipment Replacement		6500	0.00	0.00	19,460.00	0.00	0.00	0.0%
Lease Assets		6600	0.00	0.00	0.00	0.00	0.00	0.0%
TOTAL, CAPITAL OUTLAY			1,117,385.66	1,117,385.66	777,886.44	1,117,385.66	0.00	0.0%
OTHER OUTGO (excluding Transfers of Indirect Costs)								
Debt Service								
Debt Service - Interest		7438	0.00	0.00	0.00	0.00	0.00	0.0%
Other Debt Service - Principal		7439	0.00	0.00	0.00	0.00	0.00	0.0%
TOTAL, OTHER OUTGO (excluding Transfers of Indirect Costs)			0.00	0.00	0.00	0.00	0.00	0.0%
TOTAL, EXPENDITURES			1,329,084.12	1,354,084.12	836,206.37	1,359,084.12		

Description	Resource Codes	Object Codes	Original Budget (A)	Board Approved Operating Budget (B)	Actuals To Date (C)	Projected Year Totals (D)	Difference (Col B & D) (E)	% Diff Column B & D (F)
INTERFUND TRANSFERS								
INTERFUND TRANSFERS IN								
Other Authorized Interfund Transfers In		8919	1,531,707.14	1,531,707.14	1,000,000.00	1,573,817.00	42,109.86	2.7%
(a) TOTAL, INTERFUND TRANSFERS IN			1,531,707.14	1,531,707.14	1,000,000.00	1,573,817.00	42,109.86	2.7%
INTERFUND TRANSFERS OUT								
Other Authorized Interfund Transfers Out		7619	0.00	0.00	0.00	0.00	0.00	0.0%
(b) TOTAL, INTERFUND TRANSFERS OUT			0.00	0.00	0.00	0.00	0.00	0.0%
OTHER SOURCES/USES								
SOURCES								
Other Sources								
Transfers from Funds of Lapsed/Reorganized LEAs		8965	0.00	0.00	0.00	0.00	0.00	0.0%
Long-Term Debt Proceeds								
Proceeds from Leases		8972	0.00	0.00	0.00	0.00	0.00	0.0%
All Other Financing Sources		8979	0.00	0.00	0.00	0.00	0.00	0.0%
(c) TOTAL, SOURCES			0.00	0.00	0.00	0.00	0.00	0.0%
USES								
Transfers of Funds from Lapsed/Reorganized LEAs		7651	0.00	0.00	0.00	0.00	0.00	0.0%
All Other Financing Uses		7699	0.00	0.00	0.00	0.00	0.00	0.0%
(d) TOTAL, USES			0.00	0.00	0.00	0.00	0.00	0.0%
CONTRIBUTIONS								
Contributions from Unrestricted Revenues		8980	0.00	0.00	0.00	0.00	0.00	0.0%
Contributions from Restricted Revenues		8990	0.00	0.00	0.00	0.00	0.00	0.0%
(e) TOTAL, CONTRIBUTIONS			0.00	0.00	0.00	0.00	0.00	0.0%
TOTAL, OTHER FINANCING SOURCES/USES (a - b + c - d + e)			1,531,707.14	1,531,707.14	1,000,000.00	1,573,817.00		

Description	Resource Codes	Object Codes	Original Budget (A)	Board Approved Operating Budget (B)	Actuals To Date (C)	Projected Year Totals (D)	Difference (Col B & D) (E)	% Diff Column B & D (F)
A. REVENUES								
1) LCFF Sources		8010-8099	0.00	0.00	0.00	0.00	0.00	0.0%
2) Federal Revenue		8100-8299	0.00	0.00	0.00	0.00	0.00	0.0%
3) Other State Revenue		8300-8599	0.00	0.00	0.00	0.00	0.00	0.0%
4) Other Local Revenue		8600-8799	30.00	30.00	9.98	30.00	0.00	0.0%
5) TOTAL, REVENUES			30.00	30.00	9.98	30.00		
B. EXPENDITURES								
1) Certificated Salaries		1000-1999	0.00	0.00	0.00	0.00	0.00	0.0%
2) Classified Salaries		2000-2999	0.00	0.00	0.00	0.00	0.00	0.0%
3) Employee Benefits		3000-3999	0.00	0.00	0.00	0.00	0.00	0.0%
4) Books and Supplies		4000-4999	0.00	0.00	0.00	0.00	0.00	0.0%
5) Services and Other Operating Expenditures		5000-5999	0.00	0.00	0.00	0.00	0.00	0.0%
6) Capital Outlay		6000-6999	0.00	0.00	0.00	0.00	0.00	0.0%
7) Other Outgo (excluding Transfers of Indirect Costs)		7100-7299, 7400-7499	0.00	0.00	0.00	0.00	0.00	0.0%
8) Other Outgo - Transfers of Indirect Costs		7300-7399	0.00	0.00	0.00	0.00	0.00	0.0%
9) TOTAL, EXPENDITURES			0.00	0.00	0.00	0.00		
C. EXCESS (DEFICIENCY) OF REVENUES OVER EXPENDITURES BEFORE OTHER FINANCING SOURCES AND USES (A5 - B9)			30.00	30.00	9.98	30.00		
D. OTHER FINANCING SOURCES/USES								
1) Interfund Transfers								
a) Transfers In		8900-8929	0.00	0.00	0.00	0.00	0.00	0.0%
b) Transfers Out		7600-7629	0.00	0.00	0.00	0.00	0.00	0.0%
2) Other Sources/Uses								
a) Sources		8930-8979	0.00	0.00	0.00	0.00	0.00	0.0%
b) Uses		7630-7699	0.00	0.00	0.00	0.00	0.00	0.0%
3) Contributions		8980-8999	0.00	0.00	0.00	0.00	0.00	0.0%
4) TOTAL, OTHER FINANCING SOURCES/USES			0.00	0.00	0.00	0.00		

Description	Resource Codes	Object Codes	Original Budget (A)	Board Approved Operating Budget (B)	Actuals To Date (C)	Projected Year Totals (D)	Difference (Col B & D) (E)	% Diff Column B & D (F)
E. NET INCREASE (DECREASE) IN FUND BALANCE (C + D4)			30.00	30.00	9.98	30.00		
F. FUND BALANCE, RESERVES								
1) Beginning Fund Balance								
a) As of July 1 - Unaudited		9791	5,760.82	5,761.22		5,761.22	0.00	0.0%
b) Audit Adjustments		9793	0.00	0.00		0.00	0.00	0.0%
c) As of July 1 - Audited (F1a + F1b)			5,760.82	5,761.22		5,761.22		
d) Other Restatements		9795	0.00	0.00		0.00	0.00	0.0%
e) Adjusted Beginning Balance (F1c + F1d)			5,760.82	5,761.22		5,761.22		
2) Ending Balance, June 30 (E + F1e)			5,790.82	5,791.22		5,791.22		
Components of Ending Fund Balance								
a) Nonspendable								
Revolving Cash		9711	0.00	0.00		0.00		
Stores		9712	0.00	0.00		0.00		
Prepaid Items		9713	0.00	0.00		0.00		
All Others		9719	0.00	0.00		0.00		
b) Restricted								
c) Committed								
Stabilization Arrangements		9750	0.00	0.00		0.00		
Other Commitments		9760	0.00	0.00		0.00		
d) Assigned								
Other Assignments		9780	5,790.82	5,791.22		5,791.22		
e) Unassigned/Unappropriated								
Reserve for Economic Uncertainties		9789	0.00	0.00		0.00		
Unassigned/Unappropriated Amount			0.00	0.00		0.00		

Description	Resource Codes	Object Codes	Original Budget (A)	Board Approved Operating Budget (B)	Actuals To Date (C)	Projected Year Totals (D)	Difference (Col B & D) (E)	% Diff Column B & D (F)
OTHER LOCAL REVENUE								
Interest		8660	30.00	30.00	9.98	30.00	0.00	0.0%
Net Increase (Decrease) in the Fair Value of Investments		8662	0.00	0.00	0.00	0.00	0.00	0.0%
TOTAL, OTHER LOCAL REVENUE			30.00	30.00	9.98	30.00	0.00	0.0%
TOTAL, REVENUES			30.00	30.00	9.98	30.00		
INTERFUND TRANSFERS								
INTERFUND TRANSFERS IN								
From: General Fund/CSSF		8912	0.00	0.00	0.00	0.00	0.00	0.0%
Other Authorized Interfund Transfers In		8919	0.00	0.00	0.00	0.00	0.00	0.0%
(a) TOTAL, INTERFUND TRANSFERS IN			0.00	0.00	0.00	0.00	0.00	0.0%
INTERFUND TRANSFERS OUT								
To: General Fund/CSSF		7612	0.00	0.00	0.00	0.00	0.00	0.0%
To: State School Building Fund/ County School Facilities Fund		7613	0.00	0.00	0.00	0.00	0.00	0.0%
Other Authorized Interfund Transfers Out		7619	0.00	0.00	0.00	0.00	0.00	0.0%
(b) TOTAL, INTERFUND TRANSFERS OUT			0.00	0.00	0.00	0.00	0.00	0.0%
OTHER SOURCES/USES								
SOURCES								
Other Sources								
Transfers from Funds of Lapsed/Reorganized LEAs		8965	0.00	0.00	0.00	0.00	0.00	0.0%
(c) TOTAL, SOURCES			0.00	0.00	0.00	0.00	0.00	0.0%
USES								
Transfers of Funds from Lapsed/Reorganized LEAs		7651	0.00	0.00	0.00	0.00	0.00	0.0%
(d) TOTAL, USES			0.00	0.00	0.00	0.00	0.00	0.0%
CONTRIBUTIONS								
Contributions from Restricted Revenues		8990	0.00	0.00	0.00	0.00	0.00	0.0%
(e) TOTAL, CONTRIBUTIONS			0.00	0.00	0.00	0.00	0.00	0.0%
TOTAL, OTHER FINANCING SOURCES/USES (a - b + c - d + e)			0.00	0.00	0.00	0.00		

Description	Resource Codes	Object Codes	Original Budget (A)	Board Approved Operating Budget (B)	Actuals To Date (C)	Projected Year Totals (D)	Difference (Col B & D) (E)	% Diff Column B & D (F)
A. REVENUES								
1) LCFF Sources		8010-8099	0.00	0.00	0.00	0.00	0.00	0.0%
2) Federal Revenue		8100-8299	0.00	0.00	0.00	0.00	0.00	0.0%
3) Other State Revenue		8300-8599	0.00	0.00	0.00	0.00	0.00	0.0%
4) Other Local Revenue		8600-8799	110,000.00	75,000.00	30,999.28	55,000.00	(20,000.00)	-26.7%
5) TOTAL, REVENUES			110,000.00	75,000.00	30,999.28	55,000.00		
B. EXPENDITURES								
1) Certificated Salaries		1000-1999	0.00	0.00	0.00	0.00	0.00	0.0%
2) Classified Salaries		2000-2999	0.00	0.00	0.00	0.00	0.00	0.0%
3) Employee Benefits		3000-3999	0.00	0.00	0.00	0.00	0.00	0.0%
4) Books and Supplies		4000-4999	60,000.00	60,000.00	2,256.29	60,000.00	0.00	0.0%
5) Services and Other Operating Expenditures		5000-5999	0.00	0.00	0.00	0.00	0.00	0.0%
6) Capital Outlay		6000-6999	7,196,221.70	7,196,221.70	3,684,779.38	7,259,221.70	(63,000.00)	-0.9%
7) Other Outgo (excluding Transfers of Indirect Costs)		7100-7299, 7400-7499	0.00	0.00	0.00	0.00	0.00	0.0%
8) Other Outgo - Transfers of Indirect Costs		7300-7399	0.00	0.00	0.00	0.00	0.00	0.0%
9) TOTAL, EXPENDITURES			7,256,221.70	7,256,221.70	3,687,035.67	7,319,221.70		
C. EXCESS (DEFICIENCY) OF REVENUES OVER EXPENDITURES BEFORE OTHER FINANCING SOURCES AND USES (A5 - B9)			(7,146,221.70)	(7,181,221.70)	(3,656,036.39)	(7,264,221.70)		
D. OTHER FINANCING SOURCES/USES								
1) Interfund Transfers								
a) Transfers In		8900-8929	1,250,000.00	1,250,000.00	0.00	0.00	(1,250,000.00)	-100.0%
b) Transfers Out		7600-7629	0.00	0.00	0.00	0.00	0.00	0.0%
2) Other Sources/Uses								
a) Sources		8930-8979	0.00	0.00	0.00	0.00	0.00	0.0%
b) Uses		7630-7699	0.00	0.00	0.00	0.00	0.00	0.0%
3) Contributions		8980-8999	0.00	0.00	0.00	0.00	0.00	0.0%
4) TOTAL, OTHER FINANCING SOURCES/USES			1,250,000.00	1,250,000.00	0.00	0.00		

Description	Resource Codes	Object Codes	Original Budget (A)	Board Approved Operating Budget (B)	Actuals To Date (C)	Projected Year Totals (D)	Difference (Col B & D) (E)	% Diff Column B & D (F)
E. NET INCREASE (DECREASE) IN FUND BALANCE (C + D4)			(5,896,221.70)	(5,931,221.70)	(3,656,036.39)	(7,264,221.70)		
F. FUND BALANCE, RESERVES								
1) Beginning Fund Balance								
a) As of July 1 - Unaudited		9791	18,496,568.85	19,167,940.22		19,167,940.22	0.00	0.0%
b) Audit Adjustments		9793	0.00	0.00		0.00	0.00	0.0%
c) As of July 1 - Audited (F1a + F1b)			18,496,568.85	19,167,940.22		19,167,940.22		
d) Other Restatements		9795	0.00	0.00		0.00	0.00	0.0%
e) Adjusted Beginning Balance (F1c + F1d)			18,496,568.85	19,167,940.22		19,167,940.22		
2) Ending Balance, June 30 (E + F1e)			12,600,347.15	13,236,718.52		11,903,718.52		
Components of Ending Fund Balance								
a) Nonspendable								
Revolving Cash		9711	0.00	0.00		0.00		
Stores		9712	0.00	0.00		0.00		
Prepaid Items		9713	0.00	0.00		0.00		
All Others		9719	0.00	0.00		0.00		
b) Legally Restricted Balance		9740	4,725,057.90	13,236,718.52		11,903,718.52		
c) Committed								
Stabilization Arrangements		9750	0.00	0.00		0.00		
Other Commitments		9760	0.00	0.00		0.00		
d) Assigned								
Other Assignments		9780	7,875,289.25	0.00		0.00		
e) Unassigned/Unappropriated								
Reserve for Economic Uncertainties		9789	0.00	0.00		0.00		
Unassigned/Unappropriated Amount		9790	0.00	0.00		0.00		

Description	Resource Codes	Object Codes	Original Budget (A)	Board Approved Operating Budget (B)	Actuals To Date (C)	Projected Year Totals (D)	Difference (Col B & D) (E)	% Diff Column B & D (F)
FEDERAL REVENUE								
FEMA		8281	0.00	0.00	0.00	0.00	0.00	0.0%
All Other Federal Revenue		8290	0.00	0.00	0.00	0.00	0.00	0.0%
TOTAL, FEDERAL REVENUE			0.00	0.00	0.00	0.00	0.00	0.0%
OTHER STATE REVENUE								
Tax Relief Subventions Restricted Levies - Other								
Homeowners' Exemptions		8575	0.00	0.00	0.00	0.00	0.00	0.0%
Other Subventions/In-Lieu Taxes		8576	0.00	0.00	0.00	0.00	0.00	0.0%
All Other State Revenue		8590	0.00	0.00	0.00	0.00	0.00	0.0%
TOTAL, OTHER STATE REVENUE			0.00	0.00	0.00	0.00	0.00	0.0%
OTHER LOCAL REVENUE								
County and District Taxes								
Other Restricted Levies Secured Roll								
Unsecured Roll		8615	0.00	0.00	0.00	0.00	0.00	0.0%
Prior Years' Taxes		8616	0.00	0.00	0.00	0.00	0.00	0.0%
Supplemental Taxes		8617	0.00	0.00	0.00	0.00	0.00	0.0%
Non-Ad Valorem Taxes Parcel Taxes		8618	0.00	0.00	0.00	0.00	0.00	0.0%
Other		8621	0.00	0.00	0.00	0.00	0.00	0.0%
Other		8622	0.00	0.00	0.00	0.00	0.00	0.0%
Community Redevelopment Funds Not Subject to LCFF Deduction								
Penalties and Interest from Delinquent Non-LCFF Taxes		8625	0.00	0.00	0.00	0.00	0.00	0.0%
Penalties and Interest from Delinquent Non-LCFF Taxes		8629	0.00	0.00	0.00	0.00	0.00	0.0%
Sales								
Sale of Equipment/Supplies		8631	0.00	0.00	0.00	0.00	0.00	0.0%
Leases and Rentals		8650	0.00	0.00	0.00	0.00	0.00	0.0%
Interest		8660	110,000.00	75,000.00	30,999.28	55,000.00	(20,000.00)	-26.7%
Net Increase (Decrease) in the Fair Value of Investments		8662	0.00	0.00	0.00	0.00	0.00	0.0%
Other Local Revenue								
All Other Local Revenue		8699	0.00	0.00	0.00	0.00	0.00	0.0%
All Other Transfers In from All Others		8799	0.00	0.00	0.00	0.00	0.00	0.0%
TOTAL, OTHER LOCAL REVENUE			110,000.00	75,000.00	30,999.28	55,000.00	(20,000.00)	-26.7%
TOTAL, REVENUES			110,000.00	75,000.00	30,999.28	55,000.00	(20,000.00)	-26.7%

Description	Resource Codes	Object Codes	Original Budget (A)	Board Approved Operating Budget (B)	Actuals To Date (C)	Projected Year Totals (D)	Difference (Col B & D) (E)	% Diff Column B & D (F)
CLASSIFIED SALARIES								
Classified Support Salaries		2200	0.00	0.00	0.00	0.00	0.00	0.0%
Classified Supervisors' and Administrators' Salaries		2300	0.00	0.00	0.00	0.00	0.00	0.0%
Clerical, Technical and Office Salaries		2400	0.00	0.00	0.00	0.00	0.00	0.0%
Other Classified Salaries		2900	0.00	0.00	0.00	0.00	0.00	0.0%
TOTAL, CLASSIFIED SALARIES			0.00	0.00	0.00	0.00	0.00	0.0%
EMPLOYEE BENEFITS								
STRS		3101-3102	0.00	0.00	0.00	0.00	0.00	0.0%
PERS		3201-3202	0.00	0.00	0.00	0.00	0.00	0.0%
OASDI/Medicare/Alternative		3301-3302	0.00	0.00	0.00	0.00	0.00	0.0%
Health and Welfare Benefits		3401-3402	0.00	0.00	0.00	0.00	0.00	0.0%
Unemployment Insurance		3501-3502	0.00	0.00	0.00	0.00	0.00	0.0%
Workers' Compensation		3601-3602	0.00	0.00	0.00	0.00	0.00	0.0%
OPEB, Allocated		3701-3702	0.00	0.00	0.00	0.00	0.00	0.0%
OPEB, Active Employees		3751-3752	0.00	0.00	0.00	0.00	0.00	0.0%
Other Employee Benefits		3901-3902	0.00	0.00	0.00	0.00	0.00	0.0%
TOTAL, EMPLOYEE BENEFITS			0.00	0.00	0.00	0.00	0.00	0.0%
BOOKS AND SUPPLIES								
Books and Other Reference Materials		4200	0.00	0.00	0.00	0.00	0.00	0.0%
Materials and Supplies		4300	30,000.00	30,000.00	2,256.29	30,000.00	0.00	0.0%
Noncapitalized Equipment		4400	30,000.00	30,000.00	0.00	30,000.00	0.00	0.0%
TOTAL, BOOKS AND SUPPLIES			60,000.00	60,000.00	2,256.29	60,000.00	0.00	0.0%
SERVICES AND OTHER OPERATING EXPENDITURES								
Subagreements for Services		5100	0.00	0.00	0.00	0.00	0.00	0.0%
Travel and Conferences		5200	0.00	0.00	0.00	0.00	0.00	0.0%
Insurance		5400-5450	0.00	0.00	0.00	0.00	0.00	0.0%
Operations and Housekeeping Services		5500	0.00	0.00	0.00	0.00	0.00	0.0%
Rentals, Leases, Repairs, and Noncapitalized Improvements		5600	0.00	0.00	0.00	0.00	0.00	0.0%
Transfers of Direct Costs		5710	0.00	0.00	0.00	0.00	0.00	0.0%
Transfers of Direct Costs - Interfund		5750	0.00	0.00	0.00	0.00	0.00	0.0%
Professional/Consulting Services and Operating Expenditures		5800	0.00	0.00	0.00	0.00	0.00	0.0%
Communications		5900	0.00	0.00	0.00	0.00	0.00	0.0%
TOTAL, SERVICES AND OTHER OPERATING EXPENDITURES			0.00	0.00	0.00	0.00	0.00	0.0%

Description	Resource Codes	Object Codes	Original Budget (A)	Board Approved Operating Budget (B)	Actuals To Date (C)	Projected Year Totals (D)	Difference (Col B & D) (E)	% Diff Column B & D (F)
CAPITAL OUTLAY								
Land		6100	0.00	0.00	0.00	0.00	0.00	0.0%
Land Improvements		6170	0.00	0.00	0.00	0.00	0.00	0.0%
Buildings and Improvements of Buildings		6200	7,196,221.70	7,196,221.70	3,648,494.20	7,139,221.70	57,000.00	0.8%
Books and Media for New School Libraries or Major Expansion of School Libraries		6300	0.00	0.00	0.00	0.00	0.00	0.0%
Equipment		6400	0.00	0.00	36,285.18	120,000.00	(120,000.00)	New
Equipment Replacement		6500	0.00	0.00	0.00	0.00	0.00	0.0%
Lease Assets		6600	0.00	0.00	0.00	0.00	0.00	0.0%
TOTAL, CAPITAL OUTLAY			7,196,221.70	7,196,221.70	3,684,779.38	7,259,221.70	(63,000.00)	-0.9%
OTHER OUTGO (excluding Transfers of Indirect Costs)								
Other Transfers Out								
All Other Transfers Out to All Others		7299	0.00	0.00	0.00	0.00	0.00	0.0%
Debt Service								
Repayment of State School Building Fund Aid - Proceeds from Bonds		7435	0.00	0.00	0.00	0.00	0.00	0.0%
Debt Service - Interest		7438	0.00	0.00	0.00	0.00	0.00	0.0%
Other Debt Service - Principal		7439	0.00	0.00	0.00	0.00	0.00	0.0%
TOTAL, OTHER OUTGO (excluding Transfers of Indirect Costs)			0.00	0.00	0.00	0.00	0.00	0.0%
TOTAL EXPENDITURES			7,256,221.70	7,256,221.70	3,687,035.67	7,319,221.70		

Description	Resource Codes	Object Codes	Original Budget (A)	Board Approved Operating Budget (B)	Actuals To Date (C)	Projected Year Totals (D)	Difference (Col B & D) (E)	% Diff Column B & D (F)
INTERFUND TRANSFERS								
INTERFUND TRANSFERS IN								
Other Authorized Interfund Transfers In		8919	1,250,000.00	1,250,000.00	0.00	0.00	(1,250,000.00)	-100.0%
(a) TOTAL, INTERFUND TRANSFERS IN			1,250,000.00	1,250,000.00	0.00	0.00	(1,250,000.00)	-100.0%
INTERFUND TRANSFERS OUT								
To: State School Building Fund/ County School Facilities Fund		7613	0.00	0.00	0.00	0.00	0.00	0.0%
Other Authorized Interfund Transfers Out		7619	0.00	0.00	0.00	0.00	0.00	0.0%
(b) TOTAL, INTERFUND TRANSFERS OUT			0.00	0.00	0.00	0.00	0.00	0.0%
OTHER SOURCES/USES								
SOURCES								
Proceeds								
Proceeds from Sale of Bonds		8951	0.00	0.00	0.00	0.00	0.00	0.0%
Proceeds from Disposal of Capital Assets		8953	0.00	0.00	0.00	0.00	0.00	0.0%
Other Sources								
County School Building Aid		8961	0.00	0.00	0.00	0.00	0.00	0.0%
Transfers from Funds of Lapsed/Reorganized LEAs		8965	0.00	0.00	0.00	0.00	0.00	0.0%
Long-Term Debt Proceeds								
Proceeds from Certificates of Participation		8971	0.00	0.00	0.00	0.00	0.00	0.0%
Proceeds from Leases		8972	0.00	0.00	0.00	0.00	0.00	0.0%
Proceeds from Lease Revenue Bonds		8973	0.00	0.00	0.00	0.00	0.00	0.0%
All Other Financing Sources		8979	0.00	0.00	0.00	0.00	0.00	0.0%
(c) TOTAL, SOURCES			0.00	0.00	0.00	0.00	0.00	0.0%
USES								
Transfers of Funds from Lapsed/Reorganized LEAs		7651	0.00	0.00	0.00	0.00	0.00	0.0%
All Other Financing Uses		7699	0.00	0.00	0.00	0.00	0.00	0.0%
(d) TOTAL, USES			0.00	0.00	0.00	0.00	0.00	0.0%
CONTRIBUTIONS								
Contributions from Unrestricted Revenues		8980	0.00	0.00	0.00	0.00	0.00	0.0%
Contributions from Restricted Revenues		8990	0.00	0.00	0.00	0.00	0.00	0.0%
(e) TOTAL, CONTRIBUTIONS			0.00	0.00	0.00	0.00	0.00	0.0%
TOTAL, OTHER FINANCING SOURCES/USES (a - b + c - d + e)			1,250,000.00	1,250,000.00	0.00	0.00		

Description	Resource Codes	Object Codes	Original Budget (A)	Board Approved Operating Budget (B)	Actuals To Date (C)	Projected Year Totals (D)	Difference (Col B & D) (E)	% Diff Column B & D (F)
A. REVENUES								
1) LCFF Sources		8010-8099	0.00	0.00	0.00	0.00	0.00	0.0%
2) Federal Revenue		8100-8299	0.00	0.00	0.00	0.00	0.00	0.0%
3) Other State Revenue		8300-8599	0.00	0.00	0.00	0.00	0.00	0.0%
4) Other Local Revenue		8600-8799	896,000.00	284,500.00	187,386.45	284,500.00	0.00	0.0%
5) TOTAL, REVENUES			896,000.00	284,500.00	187,386.45	284,500.00		
B. EXPENDITURES								
1) Certificated Salaries		1000-1999	0.00	0.00	0.00	0.00	0.00	0.0%
2) Classified Salaries		2000-2999	0.00	0.00	0.00	0.00	0.00	0.0%
3) Employee Benefits		3000-3999	0.00	0.00	0.00	0.00	0.00	0.0%
4) Books and Supplies		4000-4999	0.00	0.00	0.00	0.00	0.00	0.0%
5) Services and Other Operating Expenditures		5000-5999	18,750.00	28,750.00	0.00	28,750.00	0.00	0.0%
6) Capital Outlay		6000-6999	0.00	0.00	0.00	0.00	0.00	0.0%
7) Other Outgo (excluding Transfers of Indirect Costs)		7100-7299, 7400-7499	0.00	0.00	0.00	0.00	0.00	0.0%
8) Other Outgo - Transfers of Indirect Costs		7300-7399	0.00	0.00	0.00	0.00	0.00	0.0%
9) TOTAL, EXPENDITURES			18,750.00	28,750.00	0.00	28,750.00		
C. EXCESS (DEFICIENCY) OF REVENUES OVER EXPENDITURES BEFORE OTHER FINANCING SOURCES AND USES (A5 - B9)			877,250.00	255,750.00	187,386.45	255,750.00		
D. OTHER FINANCING SOURCES/USES								
1) Interfund Transfers								
a) Transfers In		8900-8929	0.00	0.00	0.00	0.00	0.00	0.0%
b) Transfers Out		7600-7629	1,250,000.00	1,250,000.00	0.00	0.00	1,250,000.00	100.0%
2) Other Sources/Uses								
a) Sources		8930-8979	0.00	0.00	0.00	0.00	0.00	0.0%
b) Uses		7630-7699	0.00	0.00	0.00	0.00	0.00	0.0%
3) Contributions		8980-8999	0.00	0.00	0.00	0.00	0.00	0.0%
4) TOTAL, OTHER FINANCING SOURCES/USES			(1,250,000.00)	(1,250,000.00)	0.00	0.00		

Description	Resource Codes	Object Codes	Original Budget (A)	Board Approved Operating Budget (B)	Actuals To Date (C)	Projected Year Totals (D)	Difference (Col B & D) (E)	% Diff Column B & D (F)
E. NET INCREASE (DECREASE) IN FUND BALANCE (C + D4)			(372,750.00)	(994,250.00)	187,386.45	255,750.00		
F. FUND BALANCE, RESERVES								
1) Beginning Fund Balance								
a) As of July 1 - Unaudited		9791	911,348.51	1,185,862.76		1,185,862.76	0.00	0.0%
b) Audit Adjustments		9793	0.00	0.00		0.00	0.00	0.0%
c) As of July 1 - Audited (F1a + F1b)			911,348.51	1,185,862.76		1,185,862.76		
d) Other Restatements		9795	0.00	0.00		0.00	0.00	0.0%
e) Adjusted Beginning Balance (F1c + F1d)			911,348.51	1,185,862.76		1,185,862.76		
2) Ending Balance, June 30 (E + F1e)			538,598.51	191,612.76		1,441,612.76		
Components of Ending Fund Balance								
a) Nonspendable								
Revolving Cash		9711	0.00	0.00		0.00		
Stores		9712	0.00	0.00		0.00		
Prepaid Items		9713	0.00	0.00		0.00		
All Others		9719	0.00	0.00		0.00		
b) Legally Restricted Balance		9740	538,148.79	191,612.76		1,441,612.76		
c) Committed								
Stabilization Arrangements		9750	0.00	0.00		0.00		
Other Commitments		9760	0.00	0.00		0.00		
d) Assigned								
Other Assignments		9780	449.72	0.00		0.00		
e) Unassigned/Unappropriated								
Reserve for Economic Uncertainties		9789	0.00	0.00		0.00		
Unassigned/Unappropriated Amount		9790	0.00	0.00		0.00		

Description	Resource Codes	Object Codes	Original Budget (A)	Board Approved Operating Budget (B)	Actuals To Date (C)	Projected Year Totals (D)	Difference (Col B & D) (E)	% Diff Column B & D (F)
OTHER STATE REVENUE								
Tax Relief Subventions Restricted Levies - Other								
Homeowners' Exemptions		8575	0.00	0.00	0.00	0.00	0.00	0.0%
Other Subventions/In-Lieu Taxes		8576	0.00	0.00	0.00	0.00	0.00	0.0%
All Other State Revenue		8590	0.00	0.00	0.00	0.00	0.00	0.0%
TOTAL, OTHER STATE REVENUE			0.00	0.00	0.00	0.00	0.00	0.0%
OTHER LOCAL REVENUE								
County and District Taxes								
Other Restricted Levies Secured Roll								
		8615	0.00	0.00	0.00	0.00	0.00	0.0%
		8616	0.00	0.00	0.00	0.00	0.00	0.0%
		8617	0.00	0.00	0.00	0.00	0.00	0.0%
		8618	0.00	0.00	0.00	0.00	0.00	0.0%
Non-Ad Valorem Taxes Parcel Taxes								
		8621	0.00	0.00	0.00	0.00	0.00	0.0%
		8622	0.00	0.00	0.00	0.00	0.00	0.0%
Community Redevelopment Funds Not Subject to LCFF Deduction								
		8625	0.00	0.00	0.00	0.00	0.00	0.0%
Penalties and Interest from Delinquent Non-LCFF Taxes								
		8629	0.00	0.00	0.00	0.00	0.00	0.0%
Sales Sale of Equipment/Supplies								
		8631	0.00	0.00	0.00	0.00	0.00	0.0%
Interest								
		8660	16,000.00	4,500.00	2,222.29	4,500.00	0.00	0.0%
Net Increase (Decrease) in the Fair Value of Investments								
		8662	0.00	0.00	0.00	0.00	0.00	0.0%
Fees and Contracts Mitigation/Developer Fees								
		8681	880,000.00	280,000.00	185,164.16	280,000.00	0.00	0.0%
Other Local Revenue All Other Local Revenue								
		8699	0.00	0.00	0.00	0.00	0.00	0.0%
All Other Transfers In from All Others								
		8799	0.00	0.00	0.00	0.00	0.00	0.0%
TOTAL, OTHER LOCAL REVENUE			896,000.00	284,500.00	187,386.45	284,500.00	0.00	0.0%
TOTAL, REVENUES			896,000.00	284,500.00	187,386.45	284,500.00		

Description	Resource Codes	Object Codes	Original Budget (A)	Board Approved Operating Budget (B)	Actuals To Date (C)	Projected Year Totals (D)	Difference (Col B & D) (E)	% Diff Column B & D (F)
CERTIFICATED SALARIES								
Other Certificated Salaries		1900	0.00	0.00	0.00	0.00	0.00	0.0%
TOTAL, CERTIFICATED SALARIES			0.00	0.00	0.00	0.00	0.00	0.0%
CLASSIFIED SALARIES								
Classified Support Salaries		2200	0.00	0.00	0.00	0.00	0.00	0.0%
Classified Supervisors' and Administrators' Salaries		2300	0.00	0.00	0.00	0.00	0.00	0.0%
Clerical, Technical and Office Salaries		2400	0.00	0.00	0.00	0.00	0.00	0.0%
Other Classified Salaries		2900	0.00	0.00	0.00	0.00	0.00	0.0%
TOTAL, CLASSIFIED SALARIES			0.00	0.00	0.00	0.00	0.00	0.0%
EMPLOYEE BENEFITS								
STRS		3101-3102	0.00	0.00	0.00	0.00	0.00	0.0%
PERS		3201-3202	0.00	0.00	0.00	0.00	0.00	0.0%
OASDI/Medicare/Alternative		3301-3302	0.00	0.00	0.00	0.00	0.00	0.0%
Health and Welfare Benefits		3401-3402	0.00	0.00	0.00	0.00	0.00	0.0%
Unemployment Insurance		3501-3502	0.00	0.00	0.00	0.00	0.00	0.0%
Workers' Compensation		3601-3602	0.00	0.00	0.00	0.00	0.00	0.0%
OPEB, Allocated		3701-3702	0.00	0.00	0.00	0.00	0.00	0.0%
OPEB, Active Employees		3751-3752	0.00	0.00	0.00	0.00	0.00	0.0%
Other Employee Benefits		3901-3902	0.00	0.00	0.00	0.00	0.00	0.0%
TOTAL, EMPLOYEE BENEFITS			0.00	0.00	0.00	0.00	0.00	0.0%
BOOKS AND SUPPLIES								
Approved Textbooks and Core Curricula Materials		4100	0.00	0.00	0.00	0.00	0.00	0.0%
Books and Other Reference Materials		4200	0.00	0.00	0.00	0.00	0.00	0.0%
Materials and Supplies		4300	0.00	0.00	0.00	0.00	0.00	0.0%
Noncapitalized Equipment		4400	0.00	0.00	0.00	0.00	0.00	0.0%
TOTAL, BOOKS AND SUPPLIES			0.00	0.00	0.00	0.00	0.00	0.0%
SERVICES AND OTHER OPERATING EXPENDITURES								
Subagreements for Services		5100	0.00	0.00	0.00	0.00	0.00	0.0%
Travel and Conferences		5200	0.00	0.00	0.00	0.00	0.00	0.0%
Insurance		5400-5450	0.00	0.00	0.00	0.00	0.00	0.0%
Operations and Housekeeping Services		5500	0.00	0.00	0.00	0.00	0.00	0.0%
Rentals, Leases, Repairs, and Noncapitalized Improvements		5600	0.00	0.00	0.00	0.00	0.00	0.0%
Transfers of Direct Costs		5710	0.00	0.00	0.00	0.00	0.00	0.0%
Transfers of Direct Costs - Interfund		5750	14,500.00	14,500.00	0.00	14,500.00	0.00	0.0%
Professional/Consulting Services and Operating Expenditures		5800	4,250.00	14,250.00	0.00	14,250.00	0.00	0.0%
Communications		5900	0.00	0.00	0.00	0.00	0.00	0.0%
TOTAL, SERVICES AND OTHER OPERATING EXPENDITURES			18,750.00	28,750.00	0.00	28,750.00	0.00	0.0%

Description	Resource Codes	Object Codes	Original Budget (A)	Board Approved Operating Budget (B)	Actuals To Date (C)	Projected Year Totals (D)	Difference (Col B & D) (E)	% Diff Column B & D (F)
CAPITAL OUTLAY								
Land		6100	0.00	0.00	0.00	0.00	0.00	0.0%
Land Improvements		6170	0.00	0.00	0.00	0.00	0.00	0.0%
Buildings and Improvements of Buildings		6200	0.00	0.00	0.00	0.00	0.00	0.0%
Books and Media for New School Libraries or Major Expansion of School Libraries		6300	0.00	0.00	0.00	0.00	0.00	0.0%
Equipment		6400	0.00	0.00	0.00	0.00	0.00	0.0%
Equipment Replacement		6500	0.00	0.00	0.00	0.00	0.00	0.0%
Lease Assets		6600	0.00	0.00	0.00	0.00	0.00	0.0%
TOTAL, CAPITAL OUTLAY			0.00	0.00	0.00	0.00	0.00	0.0%
OTHER OUTGO (excluding Transfers of Indirect Costs)								
Other Transfers Out								
All Other Transfers Out to All Others		7299	0.00	0.00	0.00	0.00	0.00	0.0%
Debt Service								
Debt Service - Interest		7438	0.00	0.00	0.00	0.00	0.00	0.0%
Other Debt Service - Principal		7439	0.00	0.00	0.00	0.00	0.00	0.0%
TOTAL, OTHER OUTGO (excluding Transfers of Indirect Costs)			0.00	0.00	0.00	0.00	0.00	0.0%
TOTAL EXPENDITURES			18,750.00	28,750.00	0.00	28,750.00		

Description	Resource Codes	Object Codes	Original Budget (A)	Board Approved Operating Budget (B)	Actuals To Date (C)	Projected Year Totals (D)	Difference (Col B & D) (E)	% Diff Column B & D (F)
INTERFUND TRANSFERS								
INTERFUND TRANSFERS IN								
Other Authorized Interfund Transfers In		8919	0.00	0.00	0.00	0.00	0.00	0.0%
(a) TOTAL, INTERFUND TRANSFERS IN			0.00	0.00	0.00	0.00	0.00	0.0%
INTERFUND TRANSFERS OUT								
To: State School Building Fund/ County School Facilities Fund		7613	0.00	0.00	0.00	0.00	0.00	0.0%
Other Authorized Interfund Transfers Out		7619	1,250,000.00	1,250,000.00	0.00	0.00	1,250,000.00	100.0%
(b) TOTAL, INTERFUND TRANSFERS OUT			1,250,000.00	1,250,000.00	0.00	0.00	1,250,000.00	100.0%
OTHER SOURCES/USES								
SOURCES								
Proceeds								
Proceeds from Disposal of Capital Assets		8953	0.00	0.00	0.00	0.00	0.00	0.0%
Other Sources								
Transfers from Funds of Lapsed/Reorganized LEAs		8965	0.00	0.00	0.00	0.00	0.00	0.0%
Long-Term Debt Proceeds		8971	0.00	0.00	0.00	0.00	0.00	0.0%
Proceeds from Certificates of Participation		8972	0.00	0.00	0.00	0.00	0.00	0.0%
Proceeds from Leases		8973	0.00	0.00	0.00	0.00	0.00	0.0%
Proceeds from Lease Revenue Bonds		8979	0.00	0.00	0.00	0.00	0.00	0.0%
All Other Financing Sources		8979	0.00	0.00	0.00	0.00	0.00	0.0%
(c) TOTAL, SOURCES			0.00	0.00	0.00	0.00	0.00	0.0%
USES								
Transfers of Funds from Lapsed/Reorganized LEAs		7651	0.00	0.00	0.00	0.00	0.00	0.0%
All Other Financing Uses		7699	0.00	0.00	0.00	0.00	0.00	0.0%
(d) TOTAL, USES			0.00	0.00	0.00	0.00	0.00	0.0%
CONTRIBUTIONS								
Contributions from Unrestricted Revenues		8980	0.00	0.00	0.00	0.00	0.00	0.0%
Contributions from Restricted Revenues		8990	0.00	0.00	0.00	0.00	0.00	0.0%
(e) TOTAL, CONTRIBUTIONS			0.00	0.00	0.00	0.00	0.00	0.0%
TOTAL, OTHER FINANCING SOURCES/USES (a - b + c - d + e)			(1,250,000.00)	(1,250,000.00)	0.00	0.00		

Description	Resource Codes	Object Codes	Original Budget (A)	Board Approved Operating Budget (B)	Actuals To Date (C)	Projected Year Totals (D)	Difference (Col B & D) (E)	% Diff Column B & D (F)
A. REVENUES								
1) LCFF Sources		8010-8099	0.00	0.00	0.00	0.00	0.00	0.0%
2) Federal Revenue		8100-8299	0.00	0.00	0.00	0.00	0.00	0.0%
3) Other State Revenue		8300-8599	0.00	0.00	0.00	0.00	0.00	0.0%
4) Other Local Revenue		8600-8799	1,000.00	600.00	301.89	600.00	0.00	0.0%
5) TOTAL, REVENUES			1,000.00	600.00	301.89	600.00		
B. EXPENDITURES								
1) Certificated Salaries		1000-1999	0.00	0.00	0.00	0.00	0.00	0.0%
2) Classified Salaries		2000-2999	0.00	0.00	0.00	0.00	0.00	0.0%
3) Employee Benefits		3000-3999	0.00	0.00	0.00	0.00	0.00	0.0%
4) Books and Supplies		4000-4999	0.00	0.00	0.00	0.00	0.00	0.0%
5) Services and Other Operating Expenditures		5000-5999	3,000.00	3,000.00	0.00	3,000.00	0.00	0.0%
6) Capital Outlay		6000-6999	0.00	0.00	0.00	0.00	0.00	0.0%
7) Other Outgo (excluding Transfers of Indirect Costs)		7100-7299, 7400-7499	0.00	0.00	0.00	0.00	0.00	0.0%
8) Other Outgo - Transfers of Indirect Costs		7300-7399	0.00	0.00	0.00	0.00	0.00	0.0%
9) TOTAL, EXPENDITURES			3,000.00	3,000.00	0.00	3,000.00		
C. EXCESS (DEFICIENCY) OF REVENUES OVER EXPENDITURES BEFORE OTHER FINANCING SOURCES AND USES (A5 - B9)			(2,000.00)	(2,400.00)	301.89	(2,400.00)		
D. OTHER FINANCING SOURCES/USES								
1) Interfund Transfers								
a) Transfers In		8900-8929	0.00	0.00	0.00	0.00	0.00	0.0%
b) Transfers Out		7600-7629	0.00	0.00	0.00	0.00	0.00	0.0%
2) Other Sources/Uses								
a) Sources		8930-8979	0.00	0.00	0.00	0.00	0.00	0.0%
b) Uses		7630-7699	0.00	0.00	0.00	0.00	0.00	0.0%
3) Contributions		8980-8999	0.00	0.00	0.00	0.00	0.00	0.0%
4) TOTAL, OTHER FINANCING SOURCES/USES			0.00	0.00	0.00	0.00		

Description	Resource Codes	Object Codes	Original Budget (A)	Board Approved Operating Budget (B)	Actuals To Date (C)	Projected Year Totals (D)	Difference (Col B & D) (E)	% Diff Column B & D (F)
E. NET INCREASE (DECREASE) IN FUND BALANCE (C + D4)			(2,000.00)	(2,400.00)	301.89	(2,400.00)		
F. FUND BALANCE, RESERVES								
1) Beginning Fund Balance								
a) As of July 1 - Unaudited		9791	174,580.70	174,263.07		174,263.07	0.00	0.0%
b) Audit Adjustments		9793	0.00	0.00		0.00	0.00	0.0%
c) As of July 1 - Audited (F1a + F1b)			174,580.70	174,263.07		174,263.07		
d) Other Restatements		9795	0.00	0.00		0.00	0.00	0.0%
e) Adjusted Beginning Balance (F1c + F1d)			174,580.70	174,263.07		174,263.07		
2) Ending Balance, June 30 (E + F1e)			172,580.70	171,863.07		171,863.07		
Components of Ending Fund Balance								
a) Nonspendable								
Revolving Cash		9711	0.00	0.00		0.00		
Stores		9712	0.00	0.00		0.00		
Prepaid Items		9713	0.00	0.00		0.00		
All Others		9719	0.00	0.00		0.00		
b) Legally Restricted Balance		9740	0.00	0.00		0.00		
c) Committed								
Stabilization Arrangements		9750	0.00	0.00		0.00		
Other Commitments		9760	0.00	0.00		0.00		
d) Assigned								
Other Assignments		9780	172,580.70	171,863.07		171,863.07		
e) Unassigned/Unappropriated								
Reserve for Economic Uncertainties		9789	0.00	0.00		0.00		
Unassigned/Unappropriated Amount		9790	0.00	0.00		0.00		

Description	Resource Codes	Object Codes	Original Budget (A)	Board Approved Operating Budget (B)	Actuals To Date (C)	Projected Year Totals (D)	Difference (Col B & D) (E)	% Diff Column B & D (F)
FEDERAL REVENUE								
FEMA		8281	0.00	0.00	0.00	0.00	0.00	0.0%
All Other Federal Revenue		8290	0.00	0.00	0.00	0.00	0.00	0.0%
TOTAL, FEDERAL REVENUE			0.00	0.00	0.00	0.00	0.00	0.0%
OTHER STATE REVENUE								
Pass-Through Revenues from State Sources		8587	0.00	0.00	0.00	0.00	0.00	0.0%
California Clean Energy Jobs Act	6230	8590	0.00	0.00	0.00	0.00	0.00	0.0%
All Other State Revenue	All Other	8590	0.00	0.00	0.00	0.00	0.00	0.0%
TOTAL, OTHER STATE REVENUE			0.00	0.00	0.00	0.00	0.00	0.0%
OTHER LOCAL REVENUE								
Other Local Revenue								
Community Redevelopment Funds Not Subject to LCFF Deduction		8625	0.00	0.00	0.00	0.00	0.00	0.0%
Sales								
Sale of Equipment/Supplies		8631	0.00	0.00	0.00	0.00	0.00	0.0%
Leases and Rentals		8650	0.00	0.00	0.00	0.00	0.00	0.0%
Interest		8660	1,000.00	600.00	301.89	600.00	0.00	0.0%
Net Increase (Decrease) in the Fair Value of Investments		8662	0.00	0.00	0.00	0.00	0.00	0.0%
Other Local Revenue								
All Other Local Revenue		8699	0.00	0.00	0.00	0.00	0.00	0.0%
All Other Transfers In from All Others		8799	0.00	0.00	0.00	0.00	0.00	0.0%
TOTAL, OTHER LOCAL REVENUE			1,000.00	600.00	301.89	600.00	0.00	0.0%
TOTAL, REVENUES			1,000.00	600.00	301.89	600.00		

Description	Resource Codes	Object Codes	Original Budget (A)	Board Approved Operating Budget (B)	Actuals To Date (C)	Projected Year Totals (D)	Difference (Col B & D) (E)	% Diff Column B & D (F)
CLASSIFIED SALARIES								
Classified Support Salaries		2200	0.00	0.00	0.00	0.00	0.00	0.0%
Classified Supervisors' and Administrators' Salaries		2300	0.00	0.00	0.00	0.00	0.00	0.0%
Clerical, Technical and Office Salaries		2400	0.00	0.00	0.00	0.00	0.00	0.0%
Other Classified Salaries		2900	0.00	0.00	0.00	0.00	0.00	0.0%
TOTAL, CLASSIFIED SALARIES			0.00	0.00	0.00	0.00	0.00	0.0%
EMPLOYEE BENEFITS								
STRS		3101-3102	0.00	0.00	0.00	0.00	0.00	0.0%
PERS		3201-3202	0.00	0.00	0.00	0.00	0.00	0.0%
OASDI/Medicare/Alternative		3301-3302	0.00	0.00	0.00	0.00	0.00	0.0%
Health and Welfare Benefits		3401-3402	0.00	0.00	0.00	0.00	0.00	0.0%
Unemployment Insurance		3501-3502	0.00	0.00	0.00	0.00	0.00	0.0%
Workers' Compensation		3601-3602	0.00	0.00	0.00	0.00	0.00	0.0%
OPEB, Allocated		3701-3702	0.00	0.00	0.00	0.00	0.00	0.0%
OPEB, Active Employees		3751-3752	0.00	0.00	0.00	0.00	0.00	0.0%
Other Employee Benefits		3901-3902	0.00	0.00	0.00	0.00	0.00	0.0%
TOTAL, EMPLOYEE BENEFITS			0.00	0.00	0.00	0.00	0.00	0.0%
BOOKS AND SUPPLIES								
Books and Other Reference Materials		4200	0.00	0.00	0.00	0.00	0.00	0.0%
Materials and Supplies		4300	0.00	0.00	0.00	0.00	0.00	0.0%
Noncapitalized Equipment		4400	0.00	0.00	0.00	0.00	0.00	0.0%
TOTAL, BOOKS AND SUPPLIES			0.00	0.00	0.00	0.00	0.00	0.0%
SERVICES AND OTHER OPERATING EXPENDITURES								
Subagreements for Services		5100	0.00	0.00	0.00	0.00	0.00	0.0%
Travel and Conferences		5200	0.00	0.00	0.00	0.00	0.00	0.0%
Insurance		5400-5450	0.00	0.00	0.00	0.00	0.00	0.0%
Operations and Housekeeping Services		5500	0.00	0.00	0.00	0.00	0.00	0.0%
Rentals, Leases, Repairs, and Noncapitalized Improvements		5600	0.00	0.00	0.00	0.00	0.00	0.0%
Transfers of Direct Costs		5710	0.00	0.00	0.00	0.00	0.00	0.0%
Transfers of Direct Costs - Interfund		5750	0.00	0.00	0.00	0.00	0.00	0.0%
Professional/Consulting Services and Operating Expenditures		5800	3,000.00	3,000.00	0.00	3,000.00	0.00	0.0%
Communications		5900	0.00	0.00	0.00	0.00	0.00	0.0%
TOTAL, SERVICES AND OTHER OPERATING EXPENDITURES			3,000.00	3,000.00	0.00	3,000.00	0.00	0.0%

Description	Resource Codes	Object Codes	Original Budget (A)	Board Approved Operating Budget (B)	Actuals To Date (C)	Projected Year Totals (D)	Difference (Col B & D) (E)	% Diff Column B & D (F)
CAPITAL OUTLAY								
Land		6100	0.00	0.00	0.00	0.00	0.00	0.0%
Land Improvements		6170	0.00	0.00	0.00	0.00	0.00	0.0%
Buildings and Improvements of Buildings		6200	0.00	0.00	0.00	0.00	0.00	0.0%
Books and Media for New School Libraries or Major Expansion of School Libraries		6300	0.00	0.00	0.00	0.00	0.00	0.0%
Equipment		6400	0.00	0.00	0.00	0.00	0.00	0.0%
Equipment Replacement		6500	0.00	0.00	0.00	0.00	0.00	0.0%
Lease Assets		6600	0.00	0.00	0.00	0.00	0.00	0.0%
TOTAL, CAPITAL OUTLAY			0.00	0.00	0.00	0.00	0.00	0.0%
OTHER OUTGO (excluding Transfers of Indirect Costs)								
Other Transfers Out								
Transfers of Pass-Through Revenues								
To Districts or Charter Schools		7211	0.00	0.00	0.00	0.00	0.00	0.0%
To County Offices		7212	0.00	0.00	0.00	0.00	0.00	0.0%
To JPAs		7213	0.00	0.00	0.00	0.00	0.00	0.0%
All Other Transfers Out to All Others		7299	0.00	0.00	0.00	0.00	0.00	0.0%
Debt Service								
Debt Service - Interest		7438	0.00	0.00	0.00	0.00	0.00	0.0%
Other Debt Service - Principal		7439	0.00	0.00	0.00	0.00	0.00	0.0%
TOTAL, OTHER OUTGO (excluding Transfers of Indirect Costs)			0.00	0.00	0.00	0.00	0.00	0.0%
TOTAL, EXPENDITURES			3,000.00	3,000.00	0.00	3,000.00		

Description	Resource Codes	Object Codes	Original Budget (A)	Board Approved Operating Budget (B)	Actuals To Date (C)	Projected Year Totals (D)	Difference (Col B & D) (E)	% Diff Column B & D (F)
INTERFUND TRANSFERS								
INTERFUND TRANSFERS IN								
From: General Fund/CSSF		8912	0.00	0.00	0.00	0.00	0.00	0.0%
Other Authorized Interfund Transfers In		8919	0.00	0.00	0.00	0.00	0.00	0.0%
(a) TOTAL, INTERFUND TRANSFERS IN			0.00	0.00	0.00	0.00	0.00	0.0%
INTERFUND TRANSFERS OUT								
To: General Fund/CSSF		7612	0.00	0.00	0.00	0.00	0.00	0.0%
To: State School Building Fund/ County School Facilities Fund		7613	0.00	0.00	0.00	0.00	0.00	0.0%
Other Authorized Interfund Transfers Out		7619	0.00	0.00	0.00	0.00	0.00	0.0%
(b) TOTAL, INTERFUND TRANSFERS OUT			0.00	0.00	0.00	0.00	0.00	0.0%
OTHER SOURCES/USES								
SOURCES								
Proceeds								
Proceeds from Disposal of Capital Assets		8953	0.00	0.00	0.00	0.00	0.00	0.0%
Other Sources								
Transfers from Funds of Lapsed/Reorganized LEAs		8965	0.00	0.00	0.00	0.00	0.00	0.0%
Long-Term Debt Proceeds		8971	0.00	0.00	0.00	0.00	0.00	0.0%
Proceeds from Certificates of Participation		8972	0.00	0.00	0.00	0.00	0.00	0.0%
Proceeds from Leases		8973	0.00	0.00	0.00	0.00	0.00	0.0%
Proceeds from Lease Revenue Bonds		8979	0.00	0.00	0.00	0.00	0.00	0.0%
All Other Financing Sources			0.00	0.00	0.00	0.00	0.00	0.0%
(c) TOTAL, SOURCES			0.00	0.00	0.00	0.00	0.00	0.0%
USES								
Transfers of Funds from Lapsed/Reorganized LEAs		7651	0.00	0.00	0.00	0.00	0.00	0.0%
All Other Financing Uses		7699	0.00	0.00	0.00	0.00	0.00	0.0%
(d) TOTAL, USES			0.00	0.00	0.00	0.00	0.00	0.0%
CONTRIBUTIONS								
Contributions from Unrestricted Revenues		8980	0.00	0.00	0.00	0.00	0.00	0.0%
Contributions from Restricted Revenues		8990	0.00	0.00	0.00	0.00	0.00	0.0%
(e) TOTAL, CONTRIBUTIONS			0.00	0.00	0.00	0.00	0.00	0.0%
TOTAL, OTHER FINANCING SOURCES/USES (a - b + c - d + e)			0.00	0.00	0.00	0.00		

Description	Resource Codes	Object Codes	Original Budget (A)	Board Approved Operating Budget (B)	Actuals To Date (C)	Projected Year Totals (D)	Difference (Col B & D) (E)	% Diff Column B & D (F)
A. REVENUES								
1) LCFF Sources		8010-8099	0.00	0.00	0.00	0.00	0.00	0.0%
2) Federal Revenue		8100-8299	0.00	0.00	0.00	0.00	0.00	0.0%
3) Other State Revenue		8300-8599	20,251.00	21,954.00	11,016.17	21,954.00	0.00	0.0%
4) Other Local Revenue		8600-8799	2,318,894.00	2,604,511.00	1,411,034.40	2,604,511.00	0.00	0.0%
5) TOTAL, REVENUES			2,339,145.00	2,626,465.00	1,422,050.57	2,626,465.00		
B. EXPENDITURES								
1) Certificated Salaries		1000-1999	0.00	0.00	0.00	0.00	0.00	0.0%
2) Classified Salaries		2000-2999	0.00	0.00	0.00	0.00	0.00	0.0%
3) Employee Benefits		3000-3999	0.00	0.00	0.00	0.00	0.00	0.0%
4) Books and Supplies		4000-4999	0.00	0.00	0.00	0.00	0.00	0.0%
5) Services and Other Operating Expenditures		5000-5999	0.00	0.00	0.00	0.00	0.00	0.0%
6) Capital Outlay		6000-6999	0.00	0.00	0.00	0.00	0.00	0.0%
7) Other Outgo (excluding Transfers of Indirect Costs)		7100-7299, 7400-7499	2,729,238.00	2,891,846.00	1,723,699.14	2,891,846.00	0.00	0.0%
8) Other Outgo - Transfers of Indirect Costs		7300-7399	0.00	0.00	0.00	0.00	0.00	0.0%
9) TOTAL, EXPENDITURES			2,729,238.00	2,891,846.00	1,723,699.14	2,891,846.00		
C. EXCESS (DEFICIENCY) OF REVENUES OVER EXPENDITURES BEFORE OTHER FINANCING SOURCES AND USES (A5 - B9)			(390,093.00)	(265,381.00)	(301,648.57)	(265,381.00)		
D. OTHER FINANCING SOURCES/USES								
1) Interfund Transfers								
a) Transfers In		8900-8929	0.00	0.00	0.00	0.00	0.00	0.0%
b) Transfers Out		7600-7629	0.00	0.00	0.00	0.00	0.00	0.0%
2) Other Sources/Uses								
a) Sources		8930-8979	0.00	0.00	0.00	0.00	0.00	0.0%
b) Uses		7630-7699	0.00	0.00	0.00	0.00	0.00	0.0%
3) Contributions		8980-8999	0.00	0.00	0.00	0.00	0.00	0.0%
4) TOTAL, OTHER FINANCING SOURCES/USES			0.00	0.00	0.00	0.00		

Description	Resource Codes	Object Codes	Original Budget (A)	Board Approved Operating Budget (B)	Actuals To Date (C)	Projected Year Totals (D)	Difference (Col B & D) (E)	% Diff Column B & D (F)
E. NET INCREASE (DECREASE) IN FUND BALANCE (C + D4)			(390,093.00)	(265,381.00)	(301,648.57)	(265,381.00)		
F. FUND BALANCE, RESERVES								
1) Beginning Fund Balance								
a) As of July 1 - Unaudited		9791	3,682,212.87	3,655,389.99		3,655,389.99	0.00	0.0%
b) Audit Adjustments		9793	0.00	0.00		0.00	0.00	0.0%
c) As of July 1 - Audited (F1a + F1b)			3,682,212.87	3,655,389.99		3,655,389.99		
d) Other Restatements		9795	0.00	0.00		0.00	0.00	0.0%
e) Adjusted Beginning Balance (F1c + F1d)			3,682,212.87	3,655,389.99		3,655,389.99		
2) Ending Balance, June 30 (E + F1e)			3,292,119.87	3,390,008.99		3,390,008.99		
Components of Ending Fund Balance								
a) Nonspendable								
Revolving Cash		9711	0.00	0.00		0.00		
Stores		9712	0.00	0.00		0.00		
Prepaid Items		9713	0.00	0.00		0.00		
All Others		9719	0.00	0.00		0.00		
b) Legally Restricted Balance		9740	0.00	0.00		0.00		
c) Committed								
Stabilization Arrangements		9750	0.00	0.00		0.00		
Other Commitments		9760	0.00	0.00		0.00		
d) Assigned								
Other Assignments		9780	3,292,119.87	3,390,008.99		3,390,008.99		
e) Unassigned/Unappropriated								
Reserve for Economic Uncertainties		9789	0.00	0.00		0.00		
Unassigned/Unappropriated Amount		9790	0.00	0.00		0.00		

Description	Resource Codes	Object Codes	Original Budget (A)	Board Approved Operating Budget (B)	Actuals To Date (C)	Projected Year Totals (D)	Difference (Col B & D) (E)	% Diff Column B & D (F)
FEDERAL REVENUE								
All Other Federal Revenue		8290	0.00	0.00	0.00	0.00	0.00	0.0%
TOTAL, FEDERAL REVENUE			0.00	0.00	0.00	0.00	0.00	0.0%
OTHER STATE REVENUE								
Tax Relief Subventions								
Voted Indebtedness Levies								
Homeowners' Exemptions		8571	20,251.00	21,954.00	11,016.17	21,954.00	0.00	0.0%
Other Subventions/In-Lieu Taxes		8572	0.00	0.00	0.00	0.00	0.00	0.0%
TOTAL, OTHER STATE REVENUE			20,251.00	21,954.00	11,016.17	21,954.00	0.00	0.0%
OTHER LOCAL REVENUE								
County and District Taxes								
Voted Indebtedness Levies								
Secured Roll		8611	2,207,346.00	2,526,587.00	1,393,578.74	2,526,587.00	0.00	0.0%
Unsecured Roll		8612	31,848.00	28,424.00	28,189.40	28,424.00	0.00	0.0%
Prior Years' Taxes		8613	0.00	0.00	(13,096.58)	0.00	0.00	0.0%
Supplemental Taxes		8614	49,400.00	33,800.00	(1,793.01)	33,800.00	0.00	0.0%
Penalties and Interest from Delinquent Non-LCFF Taxes		8629	0.00	0.00	0.00	0.00	0.00	0.0%
Interest		8660	30,300.00	15,700.00	4,155.85	15,700.00	0.00	0.0%
Net Increase (Decrease) in the Fair Value of Investments		8662	0.00	0.00	0.00	0.00	0.00	0.0%
Other Local Revenue								
All Other Local Revenue		8699	0.00	0.00	0.00	0.00	0.00	0.0%
All Other Transfers In from All Others		8799	0.00	0.00	0.00	0.00	0.00	0.0%
TOTAL, OTHER LOCAL REVENUE			2,318,894.00	2,604,511.00	1,411,034.40	2,604,511.00	0.00	0.0%
TOTAL, REVENUES			2,339,145.00	2,626,465.00	1,422,050.57	2,626,465.00		
OTHER OUTGO (excluding Transfers of Indirect Costs)								
Debt Service								
Bond Redemptions		7433	1,570,000.00	1,535,000.00	1,035,000.00	1,535,000.00	0.00	0.0%
Bond Interest and Other Service Charges		7434	1,159,238.00	1,356,846.00	688,699.14	1,356,846.00	0.00	0.0%
Debt Service - Interest		7438	0.00	0.00	0.00	0.00	0.00	0.0%
Other Debt Service - Principal		7439	0.00	0.00	0.00	0.00	0.00	0.0%
TOTAL, OTHER OUTGO (excluding Transfers of Indirect Costs)			2,729,238.00	2,891,846.00	1,723,699.14	2,891,846.00	0.00	0.0%
TOTAL, EXPENDITURES			2,729,238.00	2,891,846.00	1,723,699.14	2,891,846.00		

Description	Resource Codes	Object Codes	Original Budget (A)	Board Approved Operating Budget (B)	Actuals To Date (C)	Projected Year Totals (D)	Difference (Col B & D) (E)	% Diff Column B & D (F)
INTERFUND TRANSFERS								
INTERFUND TRANSFERS IN								
Other Authorized Interfund Transfers In		8919	0.00	0.00	0.00	0.00	0.00	0.0%
(a) TOTAL, INTERFUND TRANSFERS IN			0.00	0.00	0.00	0.00	0.00	0.0%
INTERFUND TRANSFERS OUT								
To: General Fund		7614	0.00	0.00	0.00	0.00	0.00	0.0%
Other Authorized Interfund Transfers Out		7619	0.00	0.00	0.00	0.00	0.00	0.0%
(b) TOTAL, INTERFUND TRANSFERS OUT			0.00	0.00	0.00	0.00	0.00	0.0%
OTHER SOURCES/USES								
SOURCES								
Other Sources								
Transfers from Funds of Lapsed/Reorganized LEAs		8965	0.00	0.00	0.00	0.00	0.00	0.0%
All Other Financing Sources		8979	0.00	0.00	0.00	0.00	0.00	0.0%
(c) TOTAL, SOURCES			0.00	0.00	0.00	0.00	0.00	0.0%
USES								
Transfers of Funds from Lapsed/Reorganized LEAs		7651	0.00	0.00	0.00	0.00	0.00	0.0%
All Other Financing Uses		7699	0.00	0.00	0.00	0.00	0.00	0.0%
(d) TOTAL, USES			0.00	0.00	0.00	0.00	0.00	0.0%
CONTRIBUTIONS								
Contributions from Unrestricted Revenues		8980	0.00	0.00	0.00	0.00	0.00	0.0%
Contributions from Restricted Revenues		8990	0.00	0.00	0.00	0.00	0.00	0.0%
(e) TOTAL, CONTRIBUTIONS			0.00	0.00	0.00	0.00	0.00	0.0%
TOTAL, OTHER FINANCING SOURCES/USES (a - b + c - d + e)			0.00	0.00	0.00	0.00		

Description	Resource Codes	Object Codes	Original Budget (A)	Board Approved Operating Budget (B)	Actuals To Date (C)	Projected Year Totals (D)	Difference (Col B & D) (E)	% Diff Column B & D (F)
A. REVENUES								
1) LCFF Sources		8010-8099	0.00	0.00	0.00	0.00	0.00	0.0%
2) Federal Revenue		8100-8299	0.00	0.00	0.00	0.00	0.00	0.0%
3) Other State Revenue		8300-8599	0.00	0.00	0.00	0.00	0.00	0.0%
4) Other Local Revenue		8600-8799	4,800.00	4,800.00	1,621.77	2,800.00	(2,000.00)	-41.7%
5) TOTAL, REVENUES			4,800.00	4,800.00	1,621.77	2,800.00		
B. EXPENSES								
1) Certificated Salaries		1000-1999	0.00	0.00	0.00	0.00	0.00	0.0%
2) Classified Salaries		2000-2999	0.00	0.00	0.00	0.00	0.00	0.0%
3) Employee Benefits		3000-3999	0.00	0.00	0.00	0.00	0.00	0.0%
4) Books and Supplies		4000-4999	0.00	0.00	0.00	0.00	0.00	0.0%
5) Services and Other Operating Expenses		5000-5999	0.00	0.00	0.00	0.00	0.00	0.0%
6) Depreciation and Amortization		6000-6999	0.00	0.00	0.00	0.00	0.00	0.0%
7) Other Outgo (excluding Transfers of Indirect Costs)		7100-7299, 7400-7499	0.00	0.00	0.00	0.00	0.00	0.0%
8) Other Outgo - Transfers of Indirect Costs		7300-7399	0.00	0.00	0.00	0.00	0.00	0.0%
9) TOTAL, EXPENSES			0.00	0.00	0.00	0.00		
C. EXCESS (DEFICIENCY) OF REVENUES OVER EXPENSES BEFORE OTHER FINANCING SOURCES AND USES (A5 - B9)			4,800.00	4,800.00	1,621.77	2,800.00		
D. OTHER FINANCING SOURCES/USES								
1) Interfund Transfers								
a) Transfers In		8900-8929	0.00	0.00	0.00	0.00	0.00	0.0%
b) Transfers Out		7600-7629	0.00	0.00	0.00	0.00	0.00	0.0%
2) Other Sources/Uses								
a) Sources		8930-8979	0.00	0.00	0.00	0.00	0.00	0.0%
b) Uses		7630-7699	0.00	0.00	0.00	0.00	0.00	0.0%
3) Contributions		8980-8999	0.00	0.00	0.00	0.00	0.00	0.0%
4) TOTAL, OTHER FINANCING SOURCES/USES			0.00	0.00	0.00	0.00		

Description	Resource Codes	Object Codes	Original Budget (A)	Board Approved Operating Budget (B)	Actuals To Date (C)	Projected Year Totals (D)	Difference (Col B & D) (E)	% Diff Column B & D (F)
E. NET INCREASE (DECREASE) IN NET POSITION (C + D4)			4,800.00	4,800.00	1,621.77	2,800.00		
F. NET POSITION								
1) Beginning Net Position								
a) As of July 1 - Unaudited		9791	82,845.04	83,226.55		83,226.55	0.00	0.0%
b) Audit Adjustments		9793	0.00	0.00		0.00	0.00	0.0%
c) As of July 1 - Audited (F1a + F1b)			82,845.04	83,226.55		83,226.55		
d) Other Restatements		9795	0.00	0.00		0.00	0.00	0.0%
e) Adjusted Beginning Net Position (F1c + F1d)			82,845.04	83,226.55		83,226.55		
2) Ending Net Position, June 30 (E + F1e)			87,645.04	88,026.55		86,026.55		
Components of Ending Net Position								
a) Net Investment in Capital Assets		9796	78,445.04	88,026.55		86,026.55		
b) Restricted Net Position		9797	0.00	0.00		0.00		
c) Unrestricted Net Position			9,200.00	0.00		0.00		

Description	Resource Codes	Object Codes	Original Budget (A)	Board Approved Operating Budget (B)	Actuals To Date (C)	Projected Year Totals (D)	Difference (Col B & D) (E)	% Diff Column B & D (F)
OTHER STATE REVENUE								
STRS On-Behalf Pension Contributions	7690	8590	0.00	0.00	0.00	0.00	0.00	0.0%
All Other State Revenue	All Other	8590	0.00	0.00	0.00	0.00	0.00	0.0%
TOTAL, OTHER STATE REVENUE			0.00	0.00	0.00	0.00	0.00	0.0%
OTHER LOCAL REVENUE								
Sales								
Sale of Equipment/Supplies		8631	0.00	0.00	0.00	0.00	0.00	0.0%
Interest		8660	4,800.00	4,800.00	1,621.77	2,800.00	(2,000.00)	-41.7%
Net Increase (Decrease) in the Fair Value of Investments		8662	0.00	0.00	0.00	0.00	0.00	0.0%
Fees and Contracts								
In-District Premiums/Contributions		8674	0.00	0.00	0.00	0.00	0.00	0.0%
All Other Fees and Contracts		8689	0.00	0.00	0.00	0.00	0.00	0.0%
Other Local Revenue								
All Other Local Revenue		8699	0.00	0.00	0.00	0.00	0.00	0.0%
All Other Transfers In from All Others		8799	0.00	0.00	0.00	0.00	0.00	0.0%
TOTAL, OTHER LOCAL REVENUE			4,800.00	4,800.00	1,621.77	2,800.00	(2,000.00)	-41.7%
TOTAL, REVENUES			4,800.00	4,800.00	1,621.77	2,800.00		

Description	Resource Codes	Object Codes	Original Budget (A)	Board Approved Operating Budget (B)	Actuals To Date (C)	Projected Year Totals (D)	Difference (Col B & D) (E)	% Diff Column B & D (F)
CERTIFICATED SALARIES								
Certificated Pupil Support Salaries		1200	0.00	0.00	0.00	0.00	0.00	0.0%
Certificated Supervisors' and Administrators' Salaries		1300	0.00	0.00	0.00	0.00	0.00	0.0%
TOTAL, CERTIFICATED SALARIES			0.00	0.00	0.00	0.00	0.00	0.0%
CLASSIFIED SALARIES								
Classified Support Salaries		2200	0.00	0.00	0.00	0.00	0.00	0.0%
Classified Supervisors' and Administrators' Salaries		2300	0.00	0.00	0.00	0.00	0.00	0.0%
Clerical, Technical and Office Salaries		2400	0.00	0.00	0.00	0.00	0.00	0.0%
Other Classified Salaries		2900	0.00	0.00	0.00	0.00	0.00	0.0%
TOTAL, CLASSIFIED SALARIES			0.00	0.00	0.00	0.00	0.00	0.0%
EMPLOYEE BENEFITS								
STRS		3101-3102	0.00	0.00	0.00	0.00	0.00	0.0%
PERS		3201-3202	0.00	0.00	0.00	0.00	0.00	0.0%
OASDI/Medicare/Alternative		3301-3302	0.00	0.00	0.00	0.00	0.00	0.0%
Health and Welfare Benefits		3401-3402	0.00	0.00	0.00	0.00	0.00	0.0%
Unemployment Insurance		3501-3502	0.00	0.00	0.00	0.00	0.00	0.0%
Workers' Compensation		3601-3602	0.00	0.00	0.00	0.00	0.00	0.0%
OPEB, Allocated		3701-3702	0.00	0.00	0.00	0.00	0.00	0.0%
OPEB, Active Employees		3751-3752	0.00	0.00	0.00	0.00	0.00	0.0%
Other Employee Benefits		3901-3902	0.00	0.00	0.00	0.00	0.00	0.0%
TOTAL, EMPLOYEE BENEFITS			0.00	0.00	0.00	0.00	0.00	0.0%
BOOKS AND SUPPLIES								
Books and Other Reference Materials		4200	0.00	0.00	0.00	0.00	0.00	0.0%
Materials and Supplies		4300	0.00	0.00	0.00	0.00	0.00	0.0%
Noncapitalized Equipment		4400	0.00	0.00	0.00	0.00	0.00	0.0%
TOTAL, BOOKS AND SUPPLIES			0.00	0.00	0.00	0.00	0.00	0.0%
SERVICES AND OTHER OPERATING EXPENSES								
Subagreements for Services		5100	0.00	0.00	0.00	0.00	0.00	0.0%
Travel and Conferences		5200	0.00	0.00	0.00	0.00	0.00	0.0%
Dues and Memberships		5300	0.00	0.00	0.00	0.00	0.00	0.0%
Insurance		5400-5450	0.00	0.00	0.00	0.00	0.00	0.0%
Operations and Housekeeping Services		5500	0.00	0.00	0.00	0.00	0.00	0.0%
Rentals, Leases, Repairs, and Noncapitalized Improvements		5600	0.00	0.00	0.00	0.00	0.00	0.0%
Transfers of Direct Costs - Interfund		5750	0.00	0.00	0.00	0.00	0.00	0.0%
Professional/Consulting Services and Operating Expenditures		5800	0.00	0.00	0.00	0.00	0.00	0.0%
Communications		5900	0.00	0.00	0.00	0.00	0.00	0.0%
TOTAL, SERVICES AND OTHER OPERATING EXPENSES			0.00	0.00	0.00	0.00	0.00	0.0%

Description	Resource Codes	Object Codes	Original Budget (A)	Board Approved Operating Budget (B)	Actuals To Date (C)	Projected Year Totals (D)	Difference (Col B & D) (E)	% Diff Column B & D (F)
DEPRECIATION AND AMORTIZATION								
Depreciation Expense		6900	0.00	0.00	0.00	0.00	0.00	0.0%
Amortization Expense-Lease Assets		6910	0.00	0.00	0.00	0.00	0.00	0.0%
TOTAL, DEPRECIATION AND AMORTIZATION			0.00	0.00	0.00	0.00	0.00	0.0%
TOTAL, EXPENSES			0.00	0.00	0.00	0.00		
INTERFUND TRANSFERS								
INTERFUND TRANSFERS IN								
Other Authorized Interfund Transfers In		8919	0.00	0.00	0.00	0.00	0.00	0.0%
(a) TOTAL, INTERFUND TRANSFERS IN			0.00	0.00	0.00	0.00	0.00	0.0%
INTERFUND TRANSFERS OUT								
Other Authorized Interfund Transfers Out		7619	0.00	0.00	0.00	0.00	0.00	0.0%
(b) TOTAL, INTERFUND TRANSFERS OUT			0.00	0.00	0.00	0.00	0.00	0.0%
OTHER SOURCES/USES								
SOURCES								
Other Sources								
Transfers from Funds of Lapsed/Reorganized LEAs		8965	0.00	0.00	0.00	0.00	0.00	0.0%
(c) TOTAL, SOURCES			0.00	0.00	0.00	0.00	0.00	0.0%
USES								
Transfers of Funds from Lapsed/Reorganized LEAs		7651	0.00	0.00	0.00	0.00	0.00	0.0%
(d) TOTAL, USES			0.00	0.00	0.00	0.00	0.00	0.0%
CONTRIBUTIONS								
Contributions from Unrestricted Revenues		8980	0.00	0.00	0.00	0.00	0.00	0.0%
Contributions from Restricted Revenues		8990	0.00	0.00	0.00	0.00	0.00	0.0%
(e) TOTAL, CONTRIBUTIONS			0.00	0.00	0.00	0.00	0.00	0.0%
TOTAL, OTHER FINANCING SOURCES/USES (a - b + c - d + e)			0.00	0.00	0.00	0.00		

Description	Resource Codes	Object Codes	Original Budget (A)	Board Approved Operating Budget (B)	Actuals To Date (C)	Projected Year Totals (D)	Difference (Col B & D) (E)	% Diff Column B & D (F)
A. REVENUES								
1) LCFF Sources		8010-8099	0.00	0.00	0.00	0.00	0.00	0.0%
2) Federal Revenue		8100-8299	0.00	0.00	0.00	0.00	0.00	0.0%
3) Other State Revenue		8300-8599	0.00	0.00	0.00	0.00	0.00	0.0%
4) Other Local Revenue		8600-8799	200,000.00	860,000.00	876,895.75	860,000.00	0.00	0.0%
5) TOTAL, REVENUES			200,000.00	860,000.00	876,895.75	860,000.00		
B. EXPENSES								
1) Certificated Salaries		1000-1999	0.00	0.00	0.00	0.00	0.00	0.0%
2) Classified Salaries		2000-2999	0.00	0.00	0.00	0.00	0.00	0.0%
3) Employee Benefits		3000-3999	0.00	0.00	0.00	0.00	0.00	0.0%
4) Books and Supplies		4000-4999	0.00	0.00	0.00	0.00	0.00	0.0%
5) Services and Other Operating Expenses		5000-5999	0.00	0.00	0.00	0.00	0.00	0.0%
6) Depreciation and Amortization		6000-6999	0.00	0.00	0.00	0.00	0.00	0.0%
7) Other Outgo (excluding Transfers of Indirect Costs)		7100-7299, 7400-7499	0.00	0.00	0.00	0.00	0.00	0.0%
8) Other Outgo - Transfers of Indirect Costs		7300-7399	0.00	0.00	0.00	0.00	0.00	0.0%
9) TOTAL, EXPENSES			0.00	0.00	0.00	0.00		
C. EXCESS (DEFICIENCY) OF REVENUES OVER EXPENSES BEFORE OTHER FINANCING SOURCES AND USES (A5 - B9)			200,000.00	860,000.00	876,895.75	860,000.00		
D. OTHER FINANCING SOURCES/USES								
1) Interfund Transfers								
a) Transfers In		8900-8929	1,535,000.00	0.00	0.00	0.00	0.00	0.0%
b) Transfers Out		7600-7629	0.00	0.00	0.00	0.00	0.00	0.0%
2) Other Sources/Uses								
a) Sources		8930-8979	0.00	0.00	0.00	0.00	0.00	0.0%
b) Uses		7630-7699	0.00	0.00	0.00	0.00	0.00	0.0%
3) Contributions		8980-8999	0.00	0.00	0.00	0.00	0.00	0.0%
4) TOTAL, OTHER FINANCING SOURCES/USES			1,535,000.00	0.00	0.00	0.00		

Description	Resource Codes	Object Codes	Original Budget (A)	Board Approved Operating Budget (B)	Actuals To Date (C)	Projected Year Totals (D)	Difference (Col B & D) (E)	% Diff Column B & D (F)
E. NET INCREASE (DECREASE) IN NET POSITION (C + D4)			1,735,000.00	860,000.00	876,895.75	860,000.00		
F. NET POSITION								
1) Beginning Net Position								
a) As of July 1 - Unaudited		9791	6,458,865.05	7,361,068.35		7,361,068.35	0.00	0.0%
b) Audit Adjustments		9793	0.00	0.00		0.00	0.00	0.0%
c) As of July 1 - Audited (F1a + F1b)			6,458,865.05	7,361,068.35		7,361,068.35		
d) Other Restatements		9795	0.00	0.00		0.00	0.00	0.0%
e) Adjusted Beginning Net Position (F1c + F1d)			6,458,865.05	7,361,068.35		7,361,068.35		
2) Ending Net Position, June 30 (E + F1e)			8,193,865.05	8,221,068.35		8,221,068.35		
Components of Ending Net Position								
a) Net Investment in Capital Assets		9796	0.00	8,221,068.35		8,221,068.35		
b) Restricted Net Position		9797	0.00	0.00		0.00		
c) Unrestricted Net Position			8,193,865.05	0.00		0.00		

Description	Resource Codes	Object Codes	Original Budget (A)	Board Approved Operating Budget (B)	Actuals To Date (C)	Projected Year Totals (D)	Difference (Col B & D) (E)	% Diff Column B & D (F)
OTHER LOCAL REVENUE								
Interest		8660	200,000.00	125,000.00	141,895.75	125,000.00	0.00	0.0%
Net Increase (Decrease) in the Fair Value of Investments		8662	0.00	0.00	0.00	0.00	0.00	0.0%
Fees and Contracts								
In-District Premiums/Contributions		8674	0.00	0.00	0.00	0.00	0.00	0.0%
Other Local Revenue								
All Other Local Revenue		8699	0.00	735,000.00	735,000.00	735,000.00	0.00	0.0%
TOTAL, OTHER LOCAL REVENUE			200,000.00	860,000.00	876,895.75	860,000.00	0.00	0.0%
TOTAL, REVENUES			200,000.00	860,000.00	876,895.75	860,000.00		
SERVICES AND OTHER OPERATING EXPENSES								
Subagreements for Services		5100	0.00	0.00	0.00	0.00	0.00	0.0%
Professional/Consulting Services and Operating Expenditures		5800	0.00	0.00	0.00	0.00	0.00	0.0%
TOTAL, SERVICES AND OTHER OPERATING EXPENSES			0.00	0.00	0.00	0.00	0.00	0.0%
TOTAL, EXPENSES			0.00	0.00	0.00	0.00		
INTERFUND TRANSFERS								
INTERFUND TRANSFERS IN								
Other Authorized Interfund Transfers In		8919	1,535,000.00	0.00	0.00	0.00	0.00	0.0%
(a) TOTAL, INTERFUND TRANSFERS IN			1,535,000.00	0.00	0.00	0.00	0.00	0.0%
OTHER SOURCES/USES								
SOURCES								
Other Sources								
Transfers from Funds of Lapsed/Reorganized LEAs		8965	0.00	0.00	0.00	0.00	0.00	0.0%
All Other Financing Sources		8979	0.00	0.00	0.00	0.00	0.00	0.0%
(c) TOTAL, SOURCES			0.00	0.00	0.00	0.00	0.00	0.0%
USES								
Transfers of Funds from Lapsed/Reorganized LEAs		7651	0.00	0.00	0.00	0.00	0.00	0.0%
(d) TOTAL, USES			0.00	0.00	0.00	0.00	0.00	0.0%
CONTRIBUTIONS								
Contributions from Unrestricted Revenues		8980	0.00	0.00	0.00	0.00	0.00	0.0%
Contributions from Restricted Revenues		8990	0.00	0.00	0.00	0.00	0.00	0.0%
(e) TOTAL, CONTRIBUTIONS			0.00	0.00	0.00	0.00	0.00	0.0%
TOTAL, OTHER FINANCING SOURCES/USES (a + c - d + e)			1,535,000.00	0.00	0.00	0.00		

	Object	Beginning Balances (Ref. Only)									
			July	August	September	October	November	December	January	February	
ACTUALS THROUGH THE MONTH OF (Enter Month Name): JANUARY											
A. BEGINNING CASH			9,623,627.23	10,005,689.74	12,738,783.35	12,202,822.39	10,788,654.56	11,094,093.44	16,370,065.51	16,731,927.85	
B. RECEIPTS											
LCFF/Revenue Limit Sources											
	8010-8019		1,865,672.00	121,422.20	2,984,808.00	1,564,997.00	1,571,069.00	3,584,052.00	1,571,069.00	1,544,770.36	
	8020-8079		0.00	116,132.39	0.00	472,938.25	2,233,316.96	4,982,682.43	518,741.35	0.00	
	8080-8099		(63,446.00)	56,677.00	(273,190.00)	(182,127.00)	(182,127.00)	383,526.00	(199,137.00)	(353,272.32)	
	8100-8299		(16,061.08)	22,795.00	90,877.26	(41,054.22)	46,688.00	0.00	829,569.00	732,674.00	
	8300-8599		(291,508.09)	0.00	808,419.61	2,503,998.06	552,238.00	1,265,223.52	936,231.00	(24,402.00)	
	8600-8799		(543,679.00)	603,550.31	536,033.92	379,877.85	324,804.60	252,296.02	635,448.06	489,567.00	
	8910-8929		0.00	0.00	0.00	0.00	0.00	0.00	0.00	0.00	
	8930-8979		0.00	0.00	0.00	0.00	0.00	0.00	0.00	0.00	
TOTAL RECEIPTS			950,977.83	920,576.90	4,146,948.79	4,698,629.94	4,545,989.56	10,467,779.97	4,291,921.41	2,389,337.04	
C. DISBURSEMENTS											
	1000-1999		390,418.00	263,439.00	1,919,863.00	1,961,276.00	1,969,439.75	1,986,505.16	1,914,643.40	2,005,601.00	
	2000-2999		373,432.50	536,020.00	635,576.00	642,767.69	637,468.93	657,239.35	625,146.19	624,468.00	
	3000-3999		187,330.14	204,620.00	1,006,965.68	3,594,116.37	989,683.56	986,152.24	969,753.36	1,099,519.00	
	4000-4999		8,385.37	88,954.00	214,747.00	159,115.00	134,039.59	117,866.75	436,871.48	165,250.00	
	5000-5999		121,505.00	1,083,553.00	504,475.00	(156,584.00)	337,131.48	247,264.40	(213,007.41)	425,686.00	
	6000-6599		10,349.47	28,780.00	(15,170.00)	60,075.00	0.00	0.00	0.00	3,615.33	
	7000-7499		(183,749.00)	227,198.00	322,684.00	204,477.00	172,832.00	196,780.00	196,780.00	185,000.00	
	7600-7629		0.00	0.00	0.00	0.00	0.00	1,000,000.00	0.00	0.00	
	7630-7699		0.00	0.00	0.00	0.00	0.00	0.00	0.00	0.00	
TOTAL DISBURSEMENTS			907,671.48	2,432,564.00	4,589,140.68	6,465,243.06	4,240,595.31	5,191,807.90	3,930,187.02	4,509,139.33	
D. BALANCE SHEET ITEMS											
<u>Assets and Deferred Outflows</u>											
	9111-9199	20,937.00	0.00	0.00	0.00	0.00	0.00	0.00	0.00	0.00	
	9200-9299	7,749,857.36	1,060,546.00	4,586,420.00	341,112.00	539,375.29	0.00	0.00	0.00	850,000.00	
	9310	370,218.96	0.00	301,733.76	64,689.00	0.00	0.00	0.00	0.00	0.00	
	9320	23,707.75	0.00	0.00	0.00	0.00	0.00	0.00	0.00	0.00	
	9330	0.00	0.00	0.00	0.00	0.00	0.00	0.00	0.00	0.00	
	9340	0.00	0.00	0.00	0.00	0.00	0.00	0.00	0.00	0.00	
	9490	0.00	0.00	0.00	0.00	0.00	0.00	0.00	0.00	0.00	
SUBTOTAL			8,164,721.07	1,060,546.00	4,888,153.76	405,801.00	539,375.29	0.00	0.00	850,000.00	
<u>Liabilities and Deferred Inflows</u>											
	9500-9599	746,862.76	714,043.96	32,803.05	(1,033.48)	0.00	(44.63)	0.00	(127.95)	0.00	
	9610	538,057.45	0.00	610,270.00	(72,213.45)	0.00	0.00	0.00	0.00	0.00	
	9640	0.00	0.00	0.00	0.00	0.00	0.00	0.00	0.00	0.00	
	9650	768,693.78	7,745.88	0.00	572,817.00	186,930.00	0.00	0.00	0.00	1,200.90	
	9690	0.00	0.00	0.00	0.00	0.00	0.00	0.00	0.00	0.00	
SUBTOTAL			2,053,613.99	721,789.84	643,073.05	499,570.07	186,930.00	(44.63)	0.00	(127.95)	1,200.90
<u>Nonoperating</u>											
	9910	0.00	0.00	0.00	0.00	0.00	0.00	0.00	0.00	0.00	
TOTAL BALANCE SHEET ITEMS			6,111,107.08	338,756.16	4,245,080.71	(93,769.07)	352,445.29	44.63	0.00	127.95	848,799.10
E. NET INCREASE/DECREASE (B - C + D)			382,062.51	2,733,093.61	(535,960.96)	(1,414,167.83)	305,438.88	5,275,972.07	361,862.34	(1,271,003.19)	
F. ENDING CASH (A + E)			10,005,689.74	12,738,783.35	12,202,822.39	10,788,654.56	11,094,093.44	16,370,065.51	16,731,927.85	15,460,924.66	
G. ENDING CASH, PLUS CASH ACCRUALS AND ADJUSTMENTS											

	Object	March	April	May	June	Accruals	Adjustments	TOTAL	BUDGET
ACTUALS THROUGH THE MONTH OF									
(Enter Month Name): JANUARY									
A. BEGINNING CASH		15,460,924.66	15,679,903.52	21,171,930.03	19,988,623.93				
B. RECEIPTS									
LCFF/Revenue Limit Sources									
Principal Apportionment		8010-8019 3,444,521.86	1,544,770.36	1,544,770.36	1,899,751.50	1,544,770.36	0.00	24,786,444.00	24,786,444.00
Property Taxes		8020-8079 0.00	7,322,717.00	199,900.00	619,651.62	0.00	0.00	16,466,080.00	16,466,080.00
Miscellaneous Funds		8080-8099 (200,000.00)	(200,000.00)	(200,000.00)	(176,690.39)	445,740.71	0.00	(1,144,046.00)	(1,144,046.00)
Federal Revenue		8100-8299 157,949.00	400,000.00	647,846.00	322,194.00	403,743.00	0.00	3,597,219.96	3,597,219.96
Other State Revenue		8300-8599 550,000.00	100,000.00	174,284.00	244,670.17	348,185.90	0.00	7,167,340.17	7,167,340.17
Other Local Revenue		8600-8799 734,350.00	634,350.00	851,563.23	245,075.99	0.00	0.00	5,143,237.98	5,143,237.98
Interfund Transfers In		8910-8929 0.00	0.00	0.00	0.00	0.00	0.00	0.00	0.00
All Other Financing Sources		8930-8979 0.00	0.00	0.00	0.00	0.00	0.00	0.00	0.00
TOTAL RECEIPTS		4,686,820.86	9,801,837.36	3,218,363.59	3,154,652.89	2,742,439.97	0.00	56,016,276.11	56,016,276.11
C. DISBURSEMENTS									
Certificated Salaries		1000-1999 2,016,313.00	2,122,435.00	1,837,320.46	2,328,769.50	12,315.00	0.00	20,728,338.27	20,728,338.27
Classified Salaries		2000-2999 631,529.00	701,533.00	576,300.00	920,850.00	8,256.98	0.00	7,570,587.64	7,570,587.64
Employee Benefits		3000-3999 1,100,000.00	1,086,622.11	1,104,444.00	808,722.32	3,297.41	0.00	13,141,226.19	13,141,226.19
Books and Supplies		4000-4999 185,000.00	264,808.53	331,117.00	1,169,634.19	249,999.77	0.00	3,525,788.68	3,525,788.68
Services		5000-5999 350,000.00	321,816.28	299,249.80	831,587.00	42,416.09	0.00	4,195,092.64	4,195,092.64
Capital Outlay		6000-6599 0.00	0.00	103,238.43	499,345.77	0.00	0.00	690,234.00	690,234.00
Other Outgo		7000-7499 185,000.00	185,000.00	150,000.00	132,077.00	62,608.00	0.00	2,036,687.00	2,036,687.00
Interfund Transfers Out		7600-7629 0.00	0.00	0.00	573,817.00	0.00	0.00	1,573,817.00	1,573,817.00
All Other Financing Uses		7630-7699 0.00	0.00	0.00	0.00	0.00	0.00	0.00	0.00
TOTAL DISBURSEMENTS		4,467,842.00	4,682,214.92	4,401,669.69	7,264,802.78	378,893.25	0.00	53,461,771.42	53,461,771.42
D. BALANCE SHEET ITEMS									
<u>Assets and Deferred Outflows</u>									
Cash Not In Treasury		9111-9199 0.00	0.00	0.00	20,937.00	0.00	0.00	20,937.00	
Accounts Receivable		9200-9299 0.00	372,404.07	0.00	0.00	0.00	0.00	7,749,857.36	
Due From Other Funds		9310 0.00	0.00	0.00	3,796.20	0.00	0.00	370,218.96	
Stores		9320 0.00	0.00	0.00	23,707.75	0.00	0.00	23,707.75	
Prepaid Expenditures		9330 0.00	0.00	0.00	0.00	0.00	0.00	0.00	
Other Current Assets		9340 0.00	0.00	0.00	0.00	0.00	0.00	0.00	
Deferred Outflows of Resources		9490 0.00	0.00	0.00	0.00	0.00	0.00	0.00	
SUBTOTAL		0.00	372,404.07	0.00	48,440.95	0.00	0.00	8,164,721.07	
<u>Liabilities and Deferred Inflows</u>									
Accounts Payable		9500-9599 0.00	0.00	0.00	1,221.81	0.00	0.00	746,862.76	
Due To Other Funds		9610 0.00	0.00	0.00	0.00	0.00	0.00	538,056.55	
Current Loans		9640 0.00	0.00	0.00	0.00	0.00	0.00	0.00	
Unearned Revenues		9650 0.00	0.00	0.00	0.00	0.00	0.00	768,693.78	
Deferred Inflows of Resources		9690 0.00	0.00	0.00	0.00	0.00	0.00	0.00	
SUBTOTAL		0.00	0.00	0.00	1,221.81	0.00	0.00	2,053,613.09	
<u>Nonoperating</u>									
Suspense Clearing		9910 0.00	0.00	0.00	0.00	0.00	0.00	0.00	
TOTAL BALANCE SHEET ITEMS		0.00	372,404.07	0.00	47,219.14	0.00	0.00	6,111,107.98	
E. NET INCREASE/DECREASE (B - C + D)		218,978.86	5,492,026.51	(1,183,306.10)	(4,062,930.75)	2,363,546.72	0.00	8,665,612.67	2,554,504.69
F. ENDING CASH (A + E)		15,679,903.52	21,171,930.03	19,988,623.93	15,925,693.18				
G. ENDING CASH, PLUS CASH ACCRUALS AND ADJUSTMENTS								18,289,239.90	

	Object	Beginning Balances (Ref. Only)	July	August	September	October	November	December	January	February
			ACTUALS THROUGH THE MONTH OF (Enter Month Name): JANUARY							
A. BEGINNING CASH			15,925,693.18	14,372,700.77	13,908,888.74	12,615,325.19	15,116,073.81	12,825,769.97	20,008,477.73	17,924,115.81
B. RECEIPTS										
LCFF/Revenue Limit Sources										
	8010-8019		857,574.15	857,574.15	2,794,888.22	1,543,633.47	1,543,633.47	2,794,888.22	1,543,633.47	1,543,633.47
	8020-8079		0.00	0.00	0.00	0.00	0.00	8,473,879.00	0.00	0.00
	8080-8099		0.00	(250,847.86)	548,304.28	(200,000.00)	(200,000.00)	(200,000.00)	(200,000.00)	(200,000.00)
	8100-8299		0.00	0.00	0.00	2,000,000.00	0.00	17,948.68	214,443.55	2,000,000.00
	8300-8599		0.00	45,000.00	0.00	1,900,000.00	3,104.51	201,600.00	0.00	300,000.00
	8600-8799		5,000.00	95,000.00	145,000.00	500,000.00	500,000.00	500,000.00	475,000.00	450,000.00
	8910-8929		0.00	0.00	0.00	0.00	0.00	0.00	0.00	0.00
	8930-8979		0.00	0.00	0.00	0.00	0.00	0.00	0.00	0.00
TOTAL RECEIPTS			862,574.15	746,726.29	3,488,192.50	5,743,633.47	1,846,737.98	11,788,315.90	2,033,077.02	4,093,633.47
C. DISBURSEMENTS										
	1000-1999		611,471.97	611,471.97	1,799,765.83	1,869,065.99	1,959,989.49	1,942,442.62	1,920,021.98	1,926,136.70
	2000-2999		309,599.07	479,104.56	577,402.27	567,340.30	627,030.47	647,062.06	627,712.12	640,870.08
	3000-3999		205,622.07	246,746.49	955,457.23	940,378.27	1,103,878.66	1,204,945.34	1,128,179.77	1,130,921.39
	4000-4999		123,661.68	121,811.38	415,361.81	503,589.82	83,526.03	314,320.93	100,286.61	123,986.65
	5000-5999		565,211.77	343,715.50	387,846.03	150,166.97	116,361.22	249,861.14	158,227.06	417,130.46
	6000-6599		400,000.00	161,598.05	400,000.00	312,343.50	46,255.95	46,976.05	0.00	0.00
	7000-7499		0.00	150,000.00	200,000.00	200,000.00	200,000.00	200,000.00	183,011.40	200,000.00
	7600-7629		0.00	0.00	0.00	0.00	0.00	0.00	0.00	0.00
	7630-7699		0.00	0.00	0.00	0.00	0.00	0.00	0.00	0.00
TOTAL DISBURSEMENTS			2,215,566.56	2,114,447.95	4,735,833.17	4,542,884.85	4,137,041.82	4,605,608.14	4,117,438.94	4,439,045.28
D. BALANCE SHEET ITEMS										
<u>Assets and Deferred Outflows</u>										
	9111-9199	0.00	0.00	0.00	0.00	0.00	0.00	0.00	0.00	0.00
	9200-9299	2,742,439.97	0.00	1,036,880.00	0.00	1,300,000.00	0.00	0.00	0.00	405,559.97
	9310	0.00	0.00	0.00	0.00	0.00	0.00	0.00	0.00	0.00
	9320	0.00	0.00	0.00	0.00	0.00	0.00	0.00	0.00	0.00
	9330	0.00	0.00	0.00	0.00	0.00	0.00	0.00	0.00	0.00
	9340	0.00	0.00	0.00	0.00	0.00	0.00	0.00	0.00	0.00
	9490	0.00	0.00	0.00	0.00	0.00	0.00	0.00	0.00	0.00
SUBTOTAL			2,742,439.97	0.00	1,036,880.00	0.00	1,300,000.00	0.00	0.00	405,559.97
<u>Liabilities and Deferred Inflows</u>										
	9500-9599	378,893.25	200,000.00	132,970.37	45,922.88	0.00	0.00	0.00	0.00	0.00
	9610	0.00	0.00	0.00	0.00	0.00	0.00	0.00	0.00	0.00
	9640	0.00	0.00	0.00	0.00	0.00	0.00	0.00	0.00	0.00
	9650	0.00	0.00	0.00	0.00	0.00	0.00	0.00	0.00	0.00
	9690	0.00	0.00	0.00	0.00	0.00	0.00	0.00	0.00	0.00
SUBTOTAL			378,893.25	200,000.00	132,970.37	45,922.88	0.00	0.00	0.00	0.00
<u>Nonoperating</u>										
	9910	0.00	0.00	0.00	0.00	0.00	0.00	0.00	0.00	0.00
TOTAL BALANCE SHEET ITEMS			2,363,546.72	(200,000.00)	903,909.63	(45,922.88)	1,300,000.00	0.00	0.00	405,559.97
E. NET INCREASE/DECREASE (B - C + D)			(1,552,992.41)	(463,812.03)	(1,293,563.55)	2,500,748.62	(2,290,303.84)	7,182,707.76	(2,084,361.92)	60,148.16
F. ENDING CASH (A + E)			14,372,700.77	13,908,888.74	12,615,325.19	15,116,073.81	12,825,769.97	20,008,477.73	17,924,115.81	17,984,263.97
G. ENDING CASH, PLUS CASH ACCRUALS AND ADJUSTMENTS										

	Object	March	April	May	June	Accruals	Adjustments	TOTAL	BUDGET
ACTUALS THROUGH THE MONTH OF (Enter Month Name): JANUARY									
A. BEGINNING CASH		17,984,263.97	16,922,220.55	23,711,603.24	21,157,515.44				
B. RECEIPTS									
LCFF/Revenue Limit Sources									
Principal Apportionment		8010-8019 2,794,888.22	1,543,633.47	1,543,633.47	1,251,254.75	1,543,633.47	0.00	22,156,502.00	22,156,502.00
Property Taxes		8020-8079 0.00	8,473,879.00	0.00	0.00	0.00	0.00	16,947,758.00	16,947,758.00
Miscellaneous Funds		8080-8099 (200,000.00)	(200,000.00)	(200,000.00)	(200,000.00)	46,382.58	0.00	(1,456,161.00)	(1,456,161.00)
Federal Revenue		8100-8299 0.00	217,498.00	0.00	18,981.00	624,677.38	0.00	5,093,548.61	5,093,548.61
Other State Revenue		8300-8599 300,000.00	1,000,000.00	500,000.00	2,167,021.26	319,911.00	0.00	6,736,636.77	6,736,636.77
Other Local Revenue		8600-8799 434,024.85	250,000.00	225,000.00	138,851.80	13,971.49	0.00	3,731,848.14	3,731,848.14
Interfund Transfers In		8910-8929 0.00	0.00	0.00	0.00	0.00	0.00	0.00	0.00
All Other Financing Sources		8930-8979 0.00	0.00	0.00	0.00	0.00	0.00	0.00	0.00
TOTAL RECEIPTS		3,328,913.07	11,285,010.47	2,068,633.47	3,376,108.81	2,548,575.92	0.00	53,210,132.52	53,210,132.52
C. DISBURSEMENTS									
Certificated Salaries		1000-1999 1,936,327.90	2,060,802.77	1,936,327.90	1,800,000.00	8,573.85	0.00	20,382,398.97	20,382,398.98
Classified Salaries		2000-2999 647,836.06	719,817.84	639,322.08	1,250,000.00	6,879.88	0.00	7,739,976.79	7,739,976.77
Employee Benefits		3000-3999 1,137,775.46	1,192,608.02	1,145,503.02	3,294,823.64	21,298.75	0.00	13,708,138.11	13,708,138.11
Books and Supplies		4000-4999 115,952.09	132,604.79	293,678.66	492,429.79	262,622.08	0.00	3,083,832.32	3,083,832.31
Services		5000-5999 330,682.48	189,794.36	424,638.81	801,744.78	35,924.01	0.00	4,171,304.59	4,171,304.59
Capital Outlay		6000-6599 22,382.50	0.00	0.00	595,677.95	0.00	0.00	1,985,234.00	1,985,234.00
Other Outgo		7000-7499 200,000.00	200,000.00	183,250.80	206,021.75	30,177.70	0.00	2,152,461.65	2,152,461.65
Interfund Transfers Out		7600-7629 0.00	0.00	0.00	520,000.00	0.00	0.00	520,000.00	520,000.00
All Other Financing Uses		7630-7699 0.00	0.00	0.00	0.00	0.00	0.00	0.00	0.00
TOTAL DISBURSEMENTS		4,390,956.49	4,495,627.78	4,622,721.27	8,960,697.91	365,476.27	0.00	53,743,346.43	53,743,346.41
D. BALANCE SHEET ITEMS									
<u>Assets and Deferred Outflows</u>									
Cash Not In Treasury		9111-9199 0.00	0.00	0.00	0.00	0.00	0.00	0.00	
Accounts Receivable		9200-9299 0.00	0.00	0.00	0.00	0.00	0.00	2,742,439.97	
Due From Other Funds		9310 0.00	0.00	0.00	0.00	0.00	0.00	0.00	
Stores		9320 0.00	0.00	0.00	0.00	0.00	0.00	0.00	
Prepaid Expenditures		9330 0.00	0.00	0.00	0.00	0.00	0.00	0.00	
Other Current Assets		9340 0.00	0.00	0.00	0.00	0.00	0.00	0.00	
Deferred Outflows of Resources		9490 0.00	0.00	0.00	0.00	0.00	0.00	0.00	
SUBTOTAL		0.00	0.00	0.00	0.00	0.00	0.00	2,742,439.97	
<u>Liabilities and Deferred Inflows</u>									
Accounts Payable		9500-9599 0.00	0.00	0.00	0.00	0.00	0.00	378,893.25	
Due To Other Funds		9610 0.00	0.00	0.00	0.00	0.00	0.00	0.00	
Current Loans		9640 0.00	0.00	0.00	0.00	0.00	0.00	0.00	
Unearned Revenues		9650 0.00	0.00	0.00	0.00	0.00	0.00	0.00	
Deferred Inflows of Resources		9690 0.00	0.00	0.00	0.00	0.00	0.00	0.00	
SUBTOTAL		0.00	0.00	0.00	0.00	0.00	0.00	378,893.25	
<u>Nonoperating</u>									
Suspense Clearing		9910 0.00	0.00	0.00	0.00	0.00	0.00	0.00	
TOTAL BALANCE SHEET ITEMS		0.00	0.00	0.00	0.00	0.00	0.00	2,363,546.72	
E. NET INCREASE/DECREASE (B - C + D)		(1,062,043.42)	6,789,382.69	(2,554,087.80)	(5,584,589.10)	2,183,099.65	0.00	1,830,332.81	(533,213.89)
F. ENDING CASH (A + E)		16,922,220.55	23,711,603.24	21,157,515.44	15,572,926.34				
G. ENDING CASH, PLUS CASH ACCRUALS AND ADJUSTMENTS								17,756,025.99	

Description	ESTIMATED FUNDED ADA Original Budget (A)	ESTIMATED FUNDED ADA Board Approved Operating Budget (B)	ESTIMATED P-2 REPORT ADA Projected Year Totals (C)	ESTIMATED FUNDED ADA Projected Year Totals (D)	DIFFERENCE (Col. D - B) (E)	PERCENTAGE DIFFERENCE (Col. E / B) (F)
A. DISTRICT						
1. Total District Regular ADA Includes Opportunity Classes, Home & Hospital, Special Day Class, Continuation Education, Special Education NPS/LCI and Extended Year, and Community Day School (includes Necessary Small School ADA)		4,112.35	3,636.00	4,112.35	0.00	0%
2. Total Basic Aid Choice/Court Ordered Voluntary Pupil Transfer Regular ADA Includes Opportunity Classes, Home & Hospital, Special Day Class, Continuation Education, Special Education NPS/LCI and Extended Year, and Community Day School (ADA not included in Line A1 above)	0.00	0.00	0.00	0.00	0.00	0%
3. Total Basic Aid Open Enrollment Regular ADA Includes Opportunity Classes, Home & Hospital, Special Day Class, Continuation Education, Special Education NPS/LCI and Extended Year, and Community Day School (ADA not included in Line A1 above)	0.00	0.00	0.00	0.00	0.00	0%
4. Total, District Regular ADA (Sum of Lines A1 through A3)	0.00	4,112.35	3,636.00	4,112.35	0.00	0%
5. District Funded County Program ADA						
a. County Community Schools	0.00	0.00	0.00	0.00	0.00	0%
b. Special Education-Special Day Class	0.00	0.00	0.00	0.00	0.00	0%
c. Special Education-NPS/LCI	0.00	0.00	0.00	0.00	0.00	0%
d. Special Education Extended Year	0.00	0.00	0.00	0.00	0.00	0%
e. Other County Operated Programs: Opportunity Schools and Full Day Opportunity Classes, Specialized Secondary Schools	0.00	0.00	0.00	0.00	0.00	0%
f. County School Tuition Fund (Out of State Tuition) [EC 2000 and 46380]	0.00	0.00	0.00	0.00	0.00	0%
g. Total, District Funded County Program ADA (Sum of Lines A5a through A5f)	0.00	0.00	0.00	0.00	0.00	0%
6. TOTAL DISTRICT ADA (Sum of Line A4 and Line A5g)	0.00	4,112.35	3,636.00	4,112.35	0.00	0%
7. Adults in Correctional Facilities	0.00	0.00	0.00	0.00	0.00	0%
8. Charter School ADA (Enter Charter School ADA using Tab C. Charter School ADA)						

Description	ESTIMATED FUNDED ADA Original Budget (A)	ESTIMATED FUNDED ADA Board Approved Operating Budget (B)	ESTIMATED P-2 REPORT ADA Projected Year Totals (C)	ESTIMATED FUNDED ADA Projected Year Totals (D)	DIFFERENCE (Col. D - B) (E)	PERCENTAGE DIFFERENCE (Col. E / B) (F)
C. CHARTER SCHOOL ADA						
Authorizing LEAs reporting charter school SACS financial data in their Fund 01, 09, or 62 use this worksheet to report ADA for those charter schools. Charter schools reporting SACS financial data separately from their authorizing LEAs in Fund 01 or Fund 62 use this worksheet to report their ADA.						
FUND 01: Charter School ADA corresponding to SACS financial data reported in Fund 01.						
1. Total Charter School Regular ADA	0.00	0.00	0.00	0.00	0.00	0%
2. Charter School County Program Alternative Education ADA						
a. County Group Home and Institution Pupils	0.00	0.00	0.00	0.00	0.00	0%
b. Juvenile Halls, Homes, and Camps	0.00	0.00	0.00	0.00	0.00	0%
c. Probation Referred, On Probation or Parole, Expelled per EC 48915(a) or (c) [EC 2574(c)(4)(A)]	0.00	0.00	0.00	0.00	0.00	0%
d. Total, Charter School County Program Alternative Education ADA (Sum of Lines C2a through C2c)	0.00	0.00	0.00	0.00	0.00	0%
3. Charter School Funded County Program ADA						
a. County Community Schools	0.00	0.00	0.00	0.00	0.00	0%
b. Special Education-Special Day Class	0.00	0.00	0.00	0.00	0.00	0%
c. Special Education-NPS/LCI	0.00	0.00	0.00	0.00	0.00	0%
d. Special Education Extended Year	0.00	0.00	0.00	0.00	0.00	0%
e. Other County Operated Programs: Opportunity Schools and Full Day Opportunity Classes, Specialized Secondary Schools	0.00	0.00	0.00	0.00	0.00	0%
f. Total, Charter School Funded County Program ADA (Sum of Lines C3a through C3e)	0.00	0.00	0.00	0.00	0.00	0%
4. TOTAL CHARTER SCHOOL ADA (Sum of Lines C1, C2d, and C3f)	0.00	0.00	0.00	0.00	0.00	0%
FUND 09 or 62: Charter School ADA corresponding to SACS financial data reported in Fund 09 or Fund 62.						
5. Total Charter School Regular ADA	813.50	813.50	709.48	709.48	(104.02)	-13%
6. Charter School County Program Alternative Education ADA						
a. County Group Home and Institution Pupils	0.00	0.00	0.00	0.00	0.00	0%
b. Juvenile Halls, Homes, and Camps	0.00	0.00	0.00	0.00	0.00	0%
c. Probation Referred, On Probation or Parole, Expelled per EC 48915(a) or (c) [EC 2574(c)(4)(A)]	0.00	0.00	0.00	0.00	0.00	0%
d. Total, Charter School County Program Alternative Education ADA (Sum of Lines C6a through C6c)	0.00	0.00	0.00	0.00	0.00	0%
7. Charter School Funded County Program ADA						
a. County Community Schools	0.00	0.00	0.00	0.00	0.00	0%
b. Special Education-Special Day Class	0.00	0.00	0.00	0.00	0.00	0%
c. Special Education-NPS/LCI	0.00	0.00	0.00	0.00	0.00	0%
d. Special Education Extended Year	0.00	0.00	0.00	0.00	0.00	0%
e. Other County Operated Programs: Opportunity Schools and Full Day Opportunity Classes, Specialized Secondary Schools	0.00	0.00	0.00	0.00	0.00	0%
f. Total, Charter School Funded County Program ADA (Sum of Lines C7a through C7e)	0.00	0.00	0.00	0.00	0.00	0%
8. TOTAL CHARTER SCHOOL ADA (Sum of Lines C5, C6d, and C7f)	813.50	813.50	709.48	709.48	(104.02)	-13%
9. TOTAL CHARTER SCHOOL ADA Reported in Fund 01, 09, or 62 (Sum of Lines C4 and C8)	813.50	813.50	709.48	709.48	(104.02)	-13%

Section I - Expenditures	Funds 01, 09, and 62			2021-22 Expenditures
	Goals	Functions	Objects	
A. Total state, federal, and local expenditures (all resources)	All	All	1000-7999	61,825,103.07
B. Less all federal expenditures not allowed for MOE (Resources 3000-5999, except 3385)	All	All	1000-7999	3,532,847.81
C. Less state and local expenditures not allowed for MOE: (All resources, except federal as identified in Line B)				
1. Community Services	All	5000-5999	1000-7999	701,895.79
2. Capital Outlay	All except 7100-7199	All except 5000-5999	6000-6999	690,234.00
3. Debt Service	All	9100	5400-5450, 5800, 7430-7439	0.00
4. Other Transfers Out	All	9200	7200-7299	0.00
5. Interfund Transfers Out	All	9300	7600-7629	1,573,817.00
6. All Other Financing Uses	All	9100	7699	0.00
		9200	7651	
7. Nonagency	7100-7199	All except 5000-5999, 9000-9999	1000-7999	0.00
8. Tuition (Revenue, in lieu of expenditures, to approximate costs of services for which tuition is received)	All	All	8710	532,817.00
9. Supplemental expenditures made as a result of a Presidentially declared disaster	Manually entered. Must not include expenditures in lines B, C1-C8, D1, or D2.			
10. Total state and local expenditures not allowed for MOE calculation (Sum lines C1 through C9)				3,498,763.79
D. Plus additional MOE expenditures:				
1. Expenditures to cover deficits for food services (Funds 13 and 61) (If negative, then zero)	All	All	1000-7143, 7300-7439 minus 8000-8699	0.00
2. Expenditures to cover deficits for student body activities	Manually entered. Must not include expenditures in lines A or D1.			
E. Total expenditures subject to MOE (Line A minus lines B and C10, plus lines D1 and D2)				54,793,491.47

Section II - Expenditures Per ADA		2021-22 Annual ADA/ Exps. Per ADA
A. Average Daily Attendance (Form AI, Column C, sum of lines A6 and C9)*		4,345.48
B. Expenditures per ADA (Line I.E divided by Line II.A)		12,609.31
Section III - MOE Calculation (For data collection only. Final determination will be done by CDE)		
	Total	Per ADA
A. Base expenditures (Preloaded expenditures extracted from prior year Unaudited Actuals MOE calculation). (Note: If the prior year MOE was not met, in its final determination, CDE will adjust the prior year base to 90 percent of the preceding prior year amount rather than the actual prior year expenditure amount.)	51,957,704.52	10,638.24
1. Adjustment to base expenditure and expenditure per ADA amounts for LEAs failing prior year MOE calculation (From Section IV)	0.00	0.00
2. Total adjusted base expenditure amounts (Line A plus Line A.1)	51,957,704.52	10,638.24
B. Required effort (Line A.2 times 90%)	46,761,934.07	9,574.42
C. Current year expenditures (Line I.E and Line II.B)	54,793,491.47	12,609.31
D. MOE deficiency amount, if any (Line B minus Line C) (If negative, then zero)	0.00	0.00
E. MOE determination (If one or both of the amounts in line D are zero, the MOE requirement is met; if both amounts are positive, the MOE requirement is not met. If either column in Line A.2 or Line C equals zero, the MOE calculation is incomplete.)	MOE Met	
F. MOE deficiency percentage, if MOE not met; otherwise, zero (Line D divided by Line B) (Funding under ESSA covered programs in FY 2023-24 may be reduced by the lower of the two percentages)	0.00%	0.00%

*Interim Periods - Annual ADA not available from Form AI. For your convenience, Projected Year Totals Estimated P-2 ADA is extracted. Manual adjustment may be required to reflect estimated Annual ADA.

SECTION IV - Detail of Adjustments to Base Expenditures (used in Section III, Line A.1)		
Description of Adjustments	Total Expenditures	Expenditures Per ADA
Total adjustments to base expenditures	0.00	0.00

Second Interim
2021-22 Projected Year Totals
SUMMARY OF INTERFUND ACTIVITIES
FOR ALL FUNDS

Description	Direct Costs - Interfund		Indirect Costs - Interfund		Interfund Transfers In 8900-8929	Interfund Transfers Out 7600-7629	Due From Other Funds 9310	Due To Other Funds 9610
	Transfers In 5750	Transfers Out 5750	Transfers In 7350	Transfers Out 7350				
011 GENERAL FUND								
Expenditure Detail	0.00	(1,779,811.13)	0.00	(75,000.00)				
Other Sources/Uses Detail					0.00	1,573,817.00		
Fund Reconciliation								
081 STUDENT ACTIVITY SPECIAL REVENUE FUND								
Expenditure Detail	0.00	0.00	0.00	0.00				
Other Sources/Uses Detail					0.00	0.00		
Fund Reconciliation								
091 CHARTER SCHOOLS SPECIAL REVENUE FUND								
Expenditure Detail	1,763,052.56	0.00	0.00	0.00				
Other Sources/Uses Detail					0.00	0.00		
Fund Reconciliation								
101 SPECIAL EDUCATION PASS-THROUGH FUND								
Expenditure Detail								
Other Sources/Uses Detail								
Fund Reconciliation								
111 ADULT EDUCATION FUND								
Expenditure Detail	0.00	0.00	0.00	0.00				
Other Sources/Uses Detail					0.00	0.00		
Fund Reconciliation								
121 CHILD DEVELOPMENT FUND								
Expenditure Detail	0.00	0.00	12,000.00	0.00				
Other Sources/Uses Detail					0.00	0.00		
Fund Reconciliation								
131 CAFETERIA SPECIAL REVENUE FUND								
Expenditure Detail	2,258.57	0.00	63,000.00	0.00				
Other Sources/Uses Detail					0.00	0.00		
Fund Reconciliation								
141 DEFERRED MAINTENANCE FUND								
Expenditure Detail	0.00	0.00						
Other Sources/Uses Detail					1,573,817.00	0.00		
Fund Reconciliation								
151 PUPIL TRANSPORTATION EQUIPMENT FUND								
Expenditure Detail	0.00	0.00						
Other Sources/Uses Detail					0.00	0.00		
Fund Reconciliation								
171 SPECIAL RESERVE FUND FOR OTHER THAN CAPITAL OUTLAY								
Expenditure Detail								
Other Sources/Uses Detail					0.00	0.00		
Fund Reconciliation								
181 SCHOOL BUS EMISSIONS REDUCTION FUND								
Expenditure Detail	0.00	0.00						
Other Sources/Uses Detail					0.00	0.00		
Fund Reconciliation								
191 FOUNDATION SPECIAL REVENUE FUND								
Expenditure Detail	0.00	0.00	0.00	0.00				
Other Sources/Uses Detail						0.00		
Fund Reconciliation								
201 SPECIAL RESERVE FUND FOR POSTEMPLOYMENT BENEFITS								
Expenditure Detail								
Other Sources/Uses Detail					0.00	0.00		
Fund Reconciliation								
211 BUILDING FUND								
Expenditure Detail	0.00	0.00						
Other Sources/Uses Detail					0.00	0.00		
Fund Reconciliation								
251 CAPITAL FACILITIES FUND								
Expenditure Detail	14,500.00	0.00						
Other Sources/Uses Detail					0.00	0.00		
Fund Reconciliation								
301 STATE SCHOOL BUILDING LEASE/PURCHASE FUND								
Expenditure Detail	0.00	0.00						
Other Sources/Uses Detail					0.00	0.00		
Fund Reconciliation								
351 COUNTY SCHOOL FACILITIES FUND								
Expenditure Detail	0.00	0.00						
Other Sources/Uses Detail					0.00	0.00		
Fund Reconciliation								
401 SPECIAL RESERVE FUND FOR CAPITAL OUTLAY PROJECTS								
Expenditure Detail	0.00	0.00						
Other Sources/Uses Detail					0.00	0.00		
Fund Reconciliation								
491 CAP PROJ FUND FOR BLENDED COMPONENT UNITS								
Expenditure Detail	0.00	0.00						
Other Sources/Uses Detail					0.00	0.00		
Fund Reconciliation								
511 BOND INTEREST AND REDEMPTION FUND								
Expenditure Detail								
Other Sources/Uses Detail					0.00	0.00		
Fund Reconciliation								
521 DEBT SVC FUND FOR BLENDED COMPONENT UNITS								
Expenditure Detail								
Other Sources/Uses Detail					0.00	0.00		
Fund Reconciliation								
531 TAX OVERRIDE FUND								
Expenditure Detail								
Other Sources/Uses Detail					0.00	0.00		
Fund Reconciliation								
561 DEBT SERVICE FUND								
Expenditure Detail								
Other Sources/Uses Detail					0.00	0.00		
Fund Reconciliation								
571 FOUNDATION PERMANENT FUND								
Expenditure Detail	0.00	0.00	0.00	0.00				
Other Sources/Uses Detail						0.00		
Fund Reconciliation								

Description	Direct Costs - Interfund		Indirect Costs - Interfund		Interfund Transfers In 8900-8929	Interfund Transfers Out 7600-7629	Due From Other Funds 9310	Due To Other Funds 9610
	Transfers In 5750	Transfers Out 5750	Transfers In 7350	Transfers Out 7350				
611 CAFETERIA ENTERPRISE FUND								
Expenditure Detail	0.00	0.00	0.00	0.00				
Other Sources/Uses Detail					0.00	0.00		
Fund Reconciliation								
621 CHARTER SCHOOLS ENTERPRISE FUND								
Expenditure Detail	0.00	0.00	0.00	0.00				
Other Sources/Uses Detail					0.00	0.00		
Fund Reconciliation								
631 OTHER ENTERPRISE FUND								
Expenditure Detail	0.00	0.00						
Other Sources/Uses Detail					0.00	0.00		
Fund Reconciliation								
661 WAREHOUSE REVOLVING FUND								
Expenditure Detail	0.00	0.00						
Other Sources/Uses Detail					0.00	0.00		
Fund Reconciliation								
671 SELF-INSURANCE FUND								
Expenditure Detail	0.00	0.00						
Other Sources/Uses Detail					0.00	0.00		
Fund Reconciliation								
711 RETIREE BENEFIT FUND								
Expenditure Detail								
Other Sources/Uses Detail					0.00			
Fund Reconciliation								
731 FOUNDATION PRIVATE-PURPOSE TRUST FUND								
Expenditure Detail	0.00	0.00						
Other Sources/Uses Detail					0.00			
Fund Reconciliation								
761 WARRANT/PASS-THROUGH FUND								
Expenditure Detail								
Other Sources/Uses Detail								
Fund Reconciliation								
951 STUDENT BODY FUND								
Expenditure Detail								
Other Sources/Uses Detail								
Fund Reconciliation								
TOTALS	1,779,811.13	(1,779,811.13)	75,000.00	(75,000.00)	1,573,817.00	1,573,817.00		

Provide methodology and assumptions used to estimate ADA, enrollment, revenues, expenditures, reserves and fund balance, and multiyear commitments (including cost-of-living adjustments).

Deviations from the standards must be explained and may affect the interim certification.

CRITERIA AND STANDARDS

1. CRITERION: Average Daily Attendance

STANDARD: Funded average daily attendance (ADA) for any of the current fiscal year or two subsequent fiscal years has not changed by more than two percent since first interim projections.

District's ADA Standard Percentage Range: -2.0% to +2.0%

1A. Calculating the District's ADA Variances

DATA ENTRY: First Interim data that exist will be extracted into the first column, otherwise, enter data for all fiscal years. Second Interim Projected Year Totals data that exist for the current year will be extracted; otherwise, enter data for all fiscal years. Enter district regular ADA and charter school ADA corresponding to financial data reported in the General Fund, only, for all fiscal years.

Estimated Funded ADA

Fiscal Year	First Interim Projected Year Totals (Form 01CSI, Item 1A)	Second Interim Projected Year Totals (Form AI, Lines A4 and C4)	Percent Change	Status
Current Year (2021-22)	District Regular	4,112.35		
	Charter School	0.00		
	Total ADA	4,112.35	4,112.35	0.0%
1st Subsequent Year (2022-23)	District Regular	3,768.00		
	Charter School	813.50	734.41	
	Total ADA	4,581.50	4,370.41	-4.6%
2nd Subsequent Year (2023-24)	District Regular	3,700.00		
	Charter School	813.50	734.41	
	Total ADA	4,513.50	4,379.41	-3.0%

1B. Comparison of District ADA to the Standard

DATA ENTRY: Enter an explanation if the standard is not met.

- 1a. STANDARD NOT MET - The projected change since first interim projections for funded ADA exceeds two percent in any of the current year or two subsequent fiscal years. Provide reasons why the change(s) exceed the standard, a description of the methods and assumptions used in projecting funded ADA, and what changes will be made to improve the accuracy of projections in this area.

Explanation:
(required if NOT met)

Our attendance percentage is coming in quite a bit lower than was projected at First Interim due to COVID. While we are making efforts to improve our attendance percentage, we have adjusted our projections accordingly

2. CRITERION: Enrollment

STANDARD: Projected enrollment for any of the current fiscal year or two subsequent fiscal years has not changed by more than two percent since first interim projections.

District's Enrollment Standard Percentage Range: -2.0% to +2.0%

2A. Calculating the District's Enrollment Variances

DATA ENTRY: First Interim data that exist will be extracted; otherwise, enter data into the first column for all fiscal years. Enter data in the second column for all fiscal years. Enter district regular enrollment and charter school enrollment corresponding to financial data reported in the General Fund, only, for all fiscal years.

Fiscal Year	Enrollment		Percent Change	Status
	First Interim (Form 01CSI, Item 2A)	Second Interim CBEDS/Projected		
Current Year (2021-22)				
District Regular	3,996	3,996		
Charter School	762	762		
Total Enrollment	4,758	4,758	0.0%	Met
1st Subsequent Year (2022-23)				
District Regular	3,906	3,906		
Charter School	762	762		
Total Enrollment	4,668	4,668	0.0%	Met
2nd Subsequent Year (2023-24)				
District Regular	3,816	3,816		
Charter School	762	762		
Total Enrollment	4,578	4,578	0.0%	Met

2B. Comparison of District Enrollment to the Standard

DATA ENTRY: Enter an explanation if the standard is not met.

- 1a. STANDARD MET - Enrollment projections have not changed since first interim projections by more than two percent for the current year and two subsequent fiscal years.

Explanation:
(required if NOT met)

3. CRITERION: ADA to Enrollment

STANDARD: Projected second period (P-2) average daily attendance (ADA) to enrollment ratio for any of the current fiscal year or two subsequent fiscal years has not increased from the historical average ratio from the three prior fiscal years by more than one half of one percent (0.5%).

3A. Calculating the District's ADA to Enrollment Standard

DATA ENTRY: Unaudited Actuals data that exist will be extracted into the P-2 ADA column for the First Prior Year; otherwise, enter First Prior Year data. P-2 ADA for the second and third prior years are preloaded. First Interim data that exist will be extracted into the Enrollment column; otherwise, enter Enrollment data for all fiscal years. Data should reflect district regular and charter school ADA/enrollment corresponding to financial data reported in the General Fund, only, for all fiscal years.

Fiscal Year	P-2 ADA Unaudited Actuals (Form A, Lines A4 and C4)	Enrollment CBEDS Actual (Form 01CSI, Item 3A)	Historical Ratio of ADA to Enrollment
Third Prior Year (2018-19)			
District Regular	4,180	5,181	
Charter School	755		
Total ADA/Enrollment	4,935	5,181	95.3%
Second Prior Year (2019-20)			
District Regular	4,105	5,082	
Charter School	749		
Total ADA/Enrollment	4,854	5,082	95.5%
First Prior Year (2020-21)			
District Regular	4,112	3,971	
Charter School	0	871	
Total ADA/Enrollment	4,112	4,842	84.9%
Historical Average Ratio:			91.9%
District's ADA to Enrollment Standard (historical average ratio plus 0.5%):			92.4%

3B. Calculating the District's Projected Ratio of ADA to Enrollment

DATA ENTRY: Estimated P-2 ADA will be extracted into the first column for the Current Year; enter data in the first column for the subsequent fiscal years. Data should reflect district regular and charter school ADA/enrollment corresponding to financial data reported in the General Fund, only, for all fiscal years. All other data are extracted.

Fiscal Year	Estimated P-2 ADA (Form AI, Lines A4 and C4)	Enrollment CBEDS/Projected (Criterion 2, Item 2A)	Ratio of ADA to Enrollment	Status
Current Year (2021-22)				
District Regular	3,636	3,996		
Charter School	0	762		
Total ADA/Enrollment	3,636	4,758	76.4%	Met
1st Subsequent Year (2022-23)				
District Regular	3,636	3,906		
Charter School	734	762		
Total ADA/Enrollment	4,370	4,668	93.6%	Not Met
2nd Subsequent Year (2023-24)				
District Regular	3,645	3,816		
Charter School	734	762		
Total ADA/Enrollment	4,379	4,578	95.7%	Not Met

3C. Comparison of District ADA to Enrollment Ratio to the Standard

DATA ENTRY: Enter an explanation if the standard is not met.

- 1a. STANDARD NOT MET - Projected P-2 ADA to enrollment ratio exceeds the standard in any of the current year or two subsequent fiscal years. Provide reasons why the projected ratio exceeds the district's historical average ratio by more than 0.5%.

Explanation:
(required if NOT met)

The form is not allowing me to enter the P-2 ADA for our dependent charter school and is therefore skewing the percentage. Our combined ADA for the district and the charter should be around 4,370. The reason the attendance percentage is so low is due to COVID, multiple quarantines and declining enrollment. Our attendance percentage should recover somewhat in 22-23, although not all the way back to pre-pandemic levels. We are planning to devote additional staff members to the attendance issue next school year.

4. CRITERION: LCFF Revenue

STANDARD: Projected LCFF revenue for any of the current fiscal year or two subsequent fiscal years has not changed by more than two percent since first interim projections.

District's LCFF Revenue Standard Percentage Range: -2.0% to +2.0%

4A. Calculating the District's Projected Change in LCFF Revenue

DATA ENTRY: First Interim data that exist will be extracted; otherwise, enter data into the first column. In the Second Interim column, Current Year data are extracted; enter data for the two subsequent years.

Fiscal Year	LCFF Revenue (Fund 01, Objects 8011, 8012, 8020-8089)		Percent Change	Status
	First Interim	Second Interim		
	(Form 01CSI, Item 4A)	Projected Year Totals		
Current Year (2021-22)	41,427,555.00	41,377,524.00	-0.1%	Met
1st Subsequent Year (2022-23)	39,949,520.00	39,104,260.00	-2.1%	Not Met
2nd Subsequent Year (2023-24)	40,498,455.00	40,497,253.00	0.0%	Met

4B. Comparison of District LCFF Revenue to the Standard

DATA ENTRY: Enter an explanation if the standard is not met.

- 1a. **STANDARD NOT MET** - Projected LCFF revenue has changed since first interim projections by more than two percent in any of the current year or two subsequent fiscal years. Provide reasons why the change(s) exceed the standard and a description of the methods and assumptions used in projecting LCFF revenue.

Explanation:
(required if NOT met)

Changes in 22/23 are due to lower ADA in 21/22. We will most likely be funded on prior year meaning that our lower ADA in 21/22 will not impact us until 22/23. ADA was changed at Second Interim after the P-1 reporting.

5. CRITERION: Salaries and Benefits

STANDARD: Projected ratio of total unrestricted salaries and benefits to total unrestricted general fund expenditures for any of the current fiscal year or two subsequent fiscal years has not changed from the historical average ratio from the three prior fiscal years by more than the greater of three percent or the district's required reserves percentage.

5A. Calculating the District's Historical Average Ratio of Unrestricted Salaries and Benefits to Total Unrestricted General Fund Expenditures

DATA ENTRY: Unaudited Actuals data that exist for the First Prior Year will be extracted; otherwise, enter data for the First Prior Year. Unaudited Actuals data for the second and third prior years are preloaded.

Fiscal Year	Unaudited Actuals - Unrestricted (Resources 0000-1999)		Ratio of Unrestricted Salaries and Benefits to Total Unrestricted Expenditures
	Salaries and Benefits (Form 01, Objects 1000-3999)	Total Expenditures (Form 01, Objects 1000-7499)	
Third Prior Year (2018-19)	30,300,544.55	34,273,462.93	88.4%
Second Prior Year (2019-20)	29,545,041.89	32,404,824.88	91.2%
First Prior Year (2020-21)	30,098,120.98	31,367,302.63	96.0%
	Historical Average Ratio:		91.9%

	Current Year (2021-22)	1st Subsequent Year (2022-23)	2nd Subsequent Year (2023-24)
District's Reserve Standard Percentage (Criterion 10B, Line 4)	3.0%	3.0%	3.0%
District's Salaries and Benefits Standard (historical average ratio, plus/minus the greater of 3% or the district's reserve standard percentage):	88.9% to 94.9%	88.9% to 94.9%	88.9% to 94.9%

5B. Calculating the District's Projected Ratio of Unrestricted Salaries and Benefits to Total Unrestricted General Fund Expenditures

DATA ENTRY: If Form MYPI exists, Projected Year Totals data for the two subsequent years will be extracted; if not, enter Projected Year Totals data. Projected Year Totals data for Current Year are extracted.

Fiscal Year	Projected Year Totals - Unrestricted (Resources 0000-1999)		Ratio of Unrestricted Salaries and Benefits to Total Unrestricted Expenditures	Status
	Salaries and Benefits (Form 011, Objects 1000-3999) (Form MYPI, Lines B1-B3)	Total Expenditures (Form 011, Objects 1000-7499) (Form MYPI, Lines B1-B8, B10)		
Current Year (2021-22)	29,753,910.94	34,260,399.88	86.8%	Not Met
1st Subsequent Year (2022-23)	28,981,476.53	32,081,399.70	90.3%	Met
2nd Subsequent Year (2023-24)	29,810,570.20	32,974,352.84	90.4%	Met

5C. Comparison of District Salaries and Benefits Ratio to the Standard

DATA ENTRY: Enter an explanation if the standard is not met.

- 1a. STANDARD NOT MET - Projected ratio of unrestricted salary and benefit costs to total unrestricted expenditures has changed by more than the standard in any of the current year or two subsequent fiscal years. Provide reasons why the change(s) exceed the standard and a description of the methods and assumptions used in projecting salaries and benefits.

Explanation:
(required if NOT met)

Expenditures have been impacted due to COVID and one-time buying of items. Final adjustments in the final months of the fiscal year should bring the spending more in line with previous years.

6. CRITERION: Other Revenues and Expenditures

STANDARD: Projected operating revenues (including federal, other state and other local) or expenditures (including books and supplies, and services and other operating), for any of the current fiscal year or two subsequent fiscal years, have not changed by more than five percent since first interim projections.

Changes that exceed five percent in any major object category must be explained.

District's Other Revenues and Expenditures Standard Percentage Range:	-5.0% to +5.0%
District's Other Revenues and Expenditures Explanation Percentage Range:	-5.0% to +5.0%

6A. Calculating the District's Change by Major Object Category and Comparison to the Explanation Percentage Range

DATA ENTRY: First Interim data that exist will be extracted; otherwise, enter data into the first column. Second Interim data for the Current Year are extracted. If Second Interim Form MYPI exists, data for the two subsequent years will be extracted; if not, enter data for the two subsequent years into the second column.

Explanations must be entered for each category if the percent change for any year exceeds the district's explanation percentage range.

Object Range / Fiscal Year	First Interim Projected Year Totals (Form 01CSI, Item 6A)	Second Interim Projected Year Totals (Fund 01) (Form MYPI)	Percent Change	Change Is Outside Explanation Range
Federal Revenue (Fund 01, Objects 8100-8299) (Form MYPI, Line A2)				
Current Year (2021-22)	3,387,904.96	3,597,219.96	6.2%	Yes
1st Subsequent Year (2022-23)	4,642,626.06	5,093,548.61	9.7%	Yes
2nd Subsequent Year (2023-24)	2,563,778.74	3,186,176.10	24.3%	Yes

Explanation:
(required if Yes)

Our federal revenue and expenditures is fluctuating quite a bit because of the COVID relief funds that will be spent over the next few years. As we are made aware of additional funding we include it in our budget.

Other State Revenue (Fund 01, Objects 8300-8599) (Form MYPI, Line A3)				
Current Year (2021-22)	7,266,289.00	7,167,340.17	-1.4%	No
1st Subsequent Year (2022-23)	4,634,212.86	6,736,636.77	45.4%	Yes
2nd Subsequent Year (2023-24)	3,410,044.17	4,702,247.25	37.9%	Yes

Explanation:
(required if Yes)

The change in State Revenue is largely due to the Expanded Learning Opportunity Program. With the release of the Governor's Budget Proposal in January it appears that school districts will be receiving significantly more funding to spend on this program, which has been included in Resource 2600 in Second Interim.

Other Local Revenue (Fund 01, Objects 8600-8799) (Form MYPI, Line A4)				
Current Year (2021-22)	4,908,150.98	5,143,237.98	4.8%	No
1st Subsequent Year (2022-23)	3,923,717.66	3,731,848.14	-4.9%	No
2nd Subsequent Year (2023-24)	3,825,635.84	3,716,938.90	-2.8%	No

Explanation:
(required if Yes)

Revenue for our Campus Connection program, in object code 6699 was removed from the budget at Second Interim. This program will be changing due to the Expanded Learning Opportunity Program.

Books and Supplies (Fund 01, Objects 4000-4999) (Form MYPI, Line B4)				
Current Year (2021-22)	3,697,824.87	3,525,788.68	-4.7%	No
1st Subsequent Year (2022-23)	2,955,621.14	3,083,832.31	4.3%	No
2nd Subsequent Year (2023-24)	2,770,869.21	2,919,793.17	5.4%	Yes

Explanation:
(required if Yes)

Changes in the timing and usage of federal COVID funds.

Services and Other Operating Expenditures (Fund 01, Objects 5000-5999) (Form MYPI, Line B5)				
Current Year (2021-22)	4,136,800.77	4,195,092.64	1.4%	No
1st Subsequent Year (2022-23)	3,970,438.68	4,171,304.59	5.1%	Yes
2nd Subsequent Year (2023-24)	3,409,272.43	3,563,595.65	4.5%	No

Explanation:
(required if Yes)

Changes in the timing and usage of federal COVID funds.

6B. Calculating the District's Change in Total Operating Revenues and Expenditures

DATA ENTRY: All data are extracted or calculated.

Object Range / Fiscal Year	First Interim Projected Year Totals	Second Interim Projected Year Totals	Percent Change	Status
Total Federal, Other State, and Other Local Revenue (Section 6A)				
Current Year (2021-22)	15,562,344.94	15,907,798.11	2.2%	Met
1st Subsequent Year (2022-23)	13,200,556.58	15,562,033.52	17.9%	Not Met
2nd Subsequent Year (2023-24)	9,799,458.75	11,605,362.25	18.4%	Not Met
Total Books and Supplies, and Services and Other Operating Expenditures (Section 6A)				
Current Year (2021-22)	7,834,625.64	7,720,881.32	-1.5%	Met
1st Subsequent Year (2022-23)	6,926,059.82	7,255,136.90	4.8%	Met
2nd Subsequent Year (2023-24)	6,180,141.64	6,483,388.82	4.9%	Met

6C. Comparison of District Total Operating Revenues and Expenditures to the Standard Percentage Range

DATA ENTRY: Explanations are linked from Section 6A if the status in Section 6B is Not Met; no entry is allowed below.

- 1a. STANDARD NOT MET - One or more projected operating revenue have changed since first interim projections by more than the standard in one or more of the current year or two subsequent fiscal years. Reasons for the projected change, descriptions of the methods and assumptions used in the projections, and what changes, if any, will be made to bring the projected operating revenues within the standard must be entered in Section 6A above and will also display in the explanation box below.

Explanation:

Federal Revenue
(linked from 6A
if NOT met)

Our federal revenue and expenditures is fluctuating quite a bit because of the COVID relief funds that will be spent over the next few years. As we are made aware of additional funding we include it in our budget.

Explanation:

Other State Revenue
(linked from 6A
if NOT met)

The change in State Revenue is largely due to the Expanded Learning Opportunity Program. With the release of the Governor's Budget Proposal in January it appears that schoold districts will be receiving significantly more funding to spend on this program, which has been included in Resource 2600 in Second Interim.

Explanation:

Other Local Revenue
(linked from 6A
if NOT met)

Revenue for our Campus Connection program, in object code 6699 was removed from the budget at Second Interim. This program will be chaning due to the Expanded Learning Opportunity Program.

- 1b. STANDARD MET - Projected total operating expenditures have not changed since first interim projections by more than the standard for the current year and two subsequent fiscal years.

Explanation:

Books and Supplies
(linked from 6A
if NOT met)

Explanation:

Services and Other Exps
(linked from 6A
if NOT met)

7. CRITERION: Facilities Maintenance

STANDARD: Identify changes that have occurred since first interim projections in the projected contributions for facilities maintenance funding as required pursuant to Education Code Section 17070.75, or in how the district is providing adequately to preserve the functionality of its facilities for their normal life in accordance with Education Code sections 52060(d)(1) and 17002(d)(1).

Determining the District's Compliance with the Contribution Requirement for EC Section 17070.75 - Ongoing and Major Maintenance/Restricted Maintenance Account (OMMA/RMA)

NOTE: EC Section 17070.75 requires the district to deposit into the account a minimum amount equal to or greater than three percent of the total general fund expenditures and other financing uses for that fiscal year. Per SB 98 and SB 820 of 2020, resources 3210, 3215, 3220, 5316, 7027, 7420, and 7690 are excluded from the total general fund expenditures calculation.

DATA ENTRY: Enter the Required Minimum Contribution if First Interim data does not exist. First Interim data that exist will be extracted; otherwise, enter First Interim data into lines 1, if applicable, and 2. All other data are extracted.

	Required Minimum Contribution	Second Interim Contribution Projected Year Totals (Fund 01, Resource 8150, Objects 8900-8999)	Status
1. OMMA/RMA Contribution	1,518,544.54	1,600,000.00	Met
2. First Interim Contribution (information only) (Form 01CSI, First Interim, Criterion 7, Line 1)		1,550,000.00	

If status is not met, enter an X in the box that best describes why the minimum required contribution was not made:

- Not applicable (district does not participate in the Leroy F. Greene School Facilities Act of 1998)
- Exempt (due to district's small size [EC Section 17070.75 (b)(2)(E)])
- Other (explanation must be provided)

Explanation:
(required if NOT met
and Other is marked)

8. CRITERION: Deficit Spending

STANDARD: Unrestricted deficit spending (total unrestricted expenditures and other financing uses is greater than total unrestricted revenues and other financing sources) as a percentage of total unrestricted expenditures and other financing uses, has not exceeded one-third of the district's available reserves¹ as a percentage of total expenditures and other financing uses² in any of the current fiscal year or two subsequent fiscal years.

¹Available reserves are the unrestricted amounts in the Stabilization Arrangements, Reserve for Economic Uncertainties, and Unassigned/Unappropriated accounts in the General Fund and the Special Reserve Fund for Other Than Capital Outlay Projects. Available reserves will be reduced by any negative ending balances in restricted resources in the General Fund.

²A school district that is the Administrative Unit of a Special Education Local Plan Area (SELPA) may exclude from its expenditures the distribution of funds to its participating members.

8A. Calculating the District's Deficit Spending Standard Percentage Levels

DATA ENTRY: All data are extracted or calculated.

	Current Year (2021-22)	1st Subsequent Year (2022-23)	2nd Subsequent Year (2023-24)
District's Available Reserve Percentages (Criterion 10C, Line 9)	3.0%	3.0%	3.0%
District's Deficit Spending Standard Percentage Levels (one-third of available reserve percentage):	1.0%	1.0%	1.0%

8B. Calculating the District's Deficit Spending Percentages

DATA ENTRY: Current Year data are extracted. If Form MYPI exists, data for the two subsequent years will be extracted; if not, enter data for the two subsequent years into the first and second columns.

Fiscal Year	Projected Year Totals		Deficit Spending Level (If Net Change in Unrestricted Fund Balance is negative, else N/A)	Status
	Net Change in Unrestricted Fund Balance (Form 011, Section E) (Form MYPI, Line C)	Total Unrestricted Expenditures and Other Financing Uses (Form 011, Objects 1000-7999) (Form MYPI, Line B11)		
Current Year (2021-22)	663,062.59	35,260,399.88	N/A	Met
1st Subsequent Year (2022-23)	(648,275.20)	32,081,399.70	2.0%	Not Met
2nd Subsequent Year (2023-24)	(557,187.74)	32,974,352.84	1.7%	Not Met

8C. Comparison of District Deficit Spending to the Standard

DATA ENTRY: Enter an explanation if the standard is not met.

- 1a. **STANDARD NOT MET** - Unrestricted deficit spending has exceeded the standard percentage level in any of the current year or two subsequent fiscal years. Provide reasons for the deficit spending, a description of the methods and assumptions used in balancing the unrestricted budget, and what changes will be made to ensure that the budget deficits are eliminated or are balanced within the standard.

Explanation:
(required if NOT met)

The District is aware of our deficit spending, largely due to declining enrollment. We are looking to attract new students and also continue to right-size our staffing.

9. CRITERION: Fund and Cash Balances

A. FUND BALANCE STANDARD: Projected general fund balance will be positive at the end of the current fiscal year and two subsequent fiscal years.

9A-1. Determining if the District's General Fund Ending Balance is Positive

DATA ENTRY: Current Year data are extracted. If Form MYPI exists, data for the two subsequent years will be extracted; if not, enter data for the two subsequent years.

Fiscal Year	Ending Fund Balance General Fund Projected Year Totals (Form 011, Line F2) (Form MYPI, Line D2)	Status
Current Year (2021-22)	18,289,239.03	Met
1st Subsequent Year (2022-23)	17,756,025.14	Met
2nd Subsequent Year (2023-24)	16,846,256.50	Met

9A-2. Comparison of the District's Ending Fund Balance to the Standard

DATA ENTRY: Enter an explanation if the standard is not met.

1a. STANDARD MET - Projected general fund ending balance is positive for the current fiscal year and two subsequent fiscal years.

Explanation:
(required if NOT met)

B. CASH BALANCE STANDARD: Projected general fund cash balance will be positive at the end of the current fiscal year.

9B-1. Determining if the District's Ending Cash Balance is Positive

DATA ENTRY: If Form CASH exists, data will be extracted; if not, data must be entered below.

Fiscal Year	Ending Cash Balance General Fund (Form CASH, Line F, June Column)	Status
Current Year (2021-22)	15,925,693.18	Met

9B-2. Comparison of the District's Ending Cash Balance to the Standard

DATA ENTRY: Enter an explanation if the standard is not met.

1a. STANDARD MET - Projected general fund cash balance will be positive at the end of the current fiscal year.

Explanation:
(required if NOT met)

10. CRITERION: Reserves

STANDARD: Available reserves¹ for any of the current fiscal year or two subsequent fiscal years are not less than the following percentages or amounts² as applied to total expenditures and other financing uses³:

DATA ENTRY: Current Year data are extracted. If Form MYPI exists, 1st and 2nd Subsequent Year data will be extracted. If not, enter district regular ADA and charter school ADA corresponding to financial data reported in the General Fund, only, for the two subsequent years.

Percentage Level	District ADA		
5% or \$71,000 (greater of)	0	to	300
4% or \$71,000 (greater of)	301	to	1,000
3%	1,001	to	30,000
2%	30,001	to	400,000
1%	400,001	and	over

¹ Available reserves are the unrestricted amounts in the Stabilization Arrangements, Reserve for Economic Uncertainties, and Unassigned/Unappropriated accounts in the General Fund and Special Reserve Fund for Other Than Capital Outlay Projects. Available reserves will be reduced by any negative ending balances in restricted resources in the General Fund.

² Dollar amounts to be adjusted annually by the prior year statutory cost-of-living adjustment, as referenced in Education Code Section 42238.02, rounded to the nearest thousand.

³ A school district that is the Administrative Unit (AU) of a Special Education Local Plan Area (SELPA) may exclude from its expenditures the distribution of funds to its participating members.

	Current Year (2021-22)	1st Subsequent Year (2022-23)	2nd Subsequent Year (2023-24)
District Estimated P-2 ADA (Current Year, Form AI, Lines A4 and C4. Subsequent Years, Form MYPI, Line F2, if available.)	3,636	3,562	3,389
District's Reserve Standard Percentage Level:	3%	3%	3%

10A. Calculating the District's Special Education Pass-through Exclusions (only for districts that serve as the AU of a SELPA)

DATA ENTRY: For SELPA AUs, if Form MYPI exists, all data will be extracted including the Yes/No button selection. If not, click the appropriate Yes or No button for item 1 and, if Yes, enter data for item 2a and for the two subsequent years in item 2b; Current Year data are extracted.

For districts that serve as the AU of a SELPA (Form MYPI, Lines F1a, F1b1, and F1b2):

- Do you choose to exclude from the reserve calculation the pass-through funds distributed to SELPA members?
- If you are the SELPA AU and are excluding special education pass-through funds:
 - Enter the name(s) of the SELPA(s): _____

	Current Year Projected Year Totals (2021-22)	1st Subsequent Year (2022-23)	2nd Subsequent Year (2023-24)
b. Special Education Pass-through Funds (Fund 10, resources 3300-3499, 6500-6540 and 6546, objects 7211-7213 and 7221-7223)	0.00		

10B. Calculating the District's Reserve Standard

DATA ENTRY: If Form MYPI exists, all data will be extracted or calculated. If not, enter data for line 1 for the two subsequent years; Current Year data are extracted.

	Current Year Projected Year Totals (2021-22)	1st Subsequent Year (2022-23)	2nd Subsequent Year (2023-24)
1. Expenditures and Other Financing Uses (Form 011, objects 1000-7999) (Form MYPI, Line B11)	53,461,771.42	53,743,346.41	51,479,215.89
2. Plus: Special Education Pass-through (Criterion 10A, Line 2b, if Criterion 10A, Line 1 is No)			
3. Total Expenditures and Other Financing Uses (Line B1 plus Line B2)	53,461,771.42	53,743,346.41	51,479,215.89
4. Reserve Standard Percentage Level	3%	3%	3%
5. Reserve Standard - by Percent (Line B3 times Line B4)	1,603,853.14	1,612,300.39	1,544,376.48
6. Reserve Standard - by Amount (\$71,000 for districts with less than 1,001 ADA, else 0)	0.00	0.00	0.00
7. District's Reserve Standard (Greater of Line B5 or Line B6)	1,603,853.14	1,612,300.39	1,544,376.48

10C. Calculating the District's Available Reserve Amount

DATA ENTRY: All data are extracted from fund data and Form MYPI. If Form MYPI does not exist, enter data for the two subsequent years.

Reserve Amounts (Unrestricted resources 0000-1999 except Line 4)	Current Year Projected Year Totals (2021-22)	1st Subsequent Year (2022-23)	2nd Subsequent Year (2023-24)
1. General Fund - Stabilization Arrangements (Fund 01, Object 9750) (Form MYPI, Line E1a)	0.00	0.00	0.00
2. General Fund - Reserve for Economic Uncertainties (Fund 01, Object 9789) (Form MYPI, Line E1b)	1,605,000.00	1,615,000.00	1,545,000.00
3. General Fund - Unassigned/Unappropriated Amount (Fund 01, Object 9790) (Form MYPI, Line E1c)	0.00	0.00	0.00
4. General Fund - Negative Ending Balances in Restricted Resources (Fund 01, Object 979Z, if negative, for each of resources 2000-9999) (Form MYPI, Line E1d)	0.00	0.00	0.00
5. Special Reserve Fund - Stabilization Arrangements (Fund 17, Object 9750) (Form MYPI, Line E2a)	0.00	0.00	0.00
6. Special Reserve Fund - Reserve for Economic Uncertainties (Fund 17, Object 9789) (Form MYPI, Line E2b)	0.00	0.00	0.00
7. Special Reserve Fund - Unassigned/Unappropriated Amount (Fund 17, Object 9790) (Form MYPI, Line E2c)	0.00	0.00	0.00
8. District's Available Reserve Amount (Lines C1 thru C7)	1,605,000.00	1,615,000.00	1,545,000.00
9. District's Available Reserve Percentage (Information only) (Line 8 divided by Section 10B, Line 3)	3.00%	3.01%	3.00%
District's Reserve Standard (Section 10B, Line 7):	1,603,853.14	1,612,300.39	1,544,376.48
Status:	Met	Met	Met

10D. Comparison of District Reserve Amount to the Standard

DATA ENTRY: Enter an explanation if the standard is not met.

- 1a. STANDARD MET - Available reserves have met the standard for the current year and two subsequent fiscal years.

Explanation:
(required if NOT met)

SUPPLEMENTAL INFORMATION

DATA ENTRY: Click the appropriate Yes or No button for items S1 through S4. Enter an explanation for each Yes answer.

S1. Contingent Liabilities

1a. Does your district have any known or contingent liabilities (e.g., financial or program audits, litigation, state compliance reviews) that have occurred since first interim projections that may impact the budget?

1b. If Yes, identify the liabilities and how they may impact the budget:

S2. Use of One-time Revenues for Ongoing Expenditures

1a. Does your district have ongoing general fund expenditures funded with one-time revenues that have changed since first interim projections by more than five percent?

1b. If Yes, identify the expenditures and explain how the one-time resources will be replaced to continue funding the ongoing expenditures in the following fiscal years:

S3. Temporary Interfund Borrowings

1a. Does your district have projected temporary borrowings between funds?
(Refer to Education Code Section 42603)

1b. If Yes, identify the interfund borrowings:

S4. Contingent Revenues

1a. Does your district have projected revenues for the current fiscal year or either of the two subsequent fiscal years contingent on reauthorization by the local government, special legislation, or other definitive act (e.g., parcel taxes, forest reserves)?

1b. If Yes, identify any of these revenues that are dedicated for ongoing expenses and explain how the revenues will be replaced or expenditures reduced:

S5. Contributions

Identify projected contributions from unrestricted resources in the general fund to restricted resources in the general fund for the current fiscal year and two subsequent fiscal years. Provide an explanation if contributions have changed by more than \$20,000 and more than five percent since first interim projections.

Identify projected transfers to or from the general fund to cover operating deficits in either the general fund or any other fund for the current fiscal year and two subsequent fiscal years. Provide an explanation if transfers have changed by more than \$20,000 and more than five percent since first interim projections.

Identify capital project cost overruns that have occurred since first interim projections that may impact the general fund budget.

District's Contributions and Transfers Standard: -5.0% to +5.0%
or -\$20,000 to +\$20,000

S5A. Identification of the District's Projected Contributions, Transfers, and Capital Projects that may Impact the General Fund

DATA ENTRY: First Interim data that exist will be extracted; otherwise, enter data into the first column. For Contributions, the Second Interim's Current Year data will be extracted. Enter Second Interim Contributions for the 1st and 2nd Subsequent Years. For Transfers In and Transfers Out, the Second Interim's Current Year data will be extracted. If Form MYPI exists, the data will be extracted into the Second Interim column for the 1st and 2nd Subsequent Years. If Form MYPI does not exist, enter data for 1st and 2nd Subsequent Years. Click on the appropriate button for Item 1d; all other data will be calculated.

Description / Fiscal Year	First Interim (Form 01CSI, Item S5A)	Second Interim Projected Year Totals	Percent Change	Amount of Change	Status
1a. Contributions, Unrestricted General Fund (Fund 01, Resources 0000-1999, Object 8980)					
Current Year (2021-22)	(6,114,462.71)	(5,950,877.24)	-2.7%	(163,585.47)	Met
1st Subsequent Year (2022-23)	(6,629,898.18)	(6,095,669.00)	-8.1%	(534,229.18)	Not Met
2nd Subsequent Year (2023-24)	(7,054,582.38)	(6,396,742.00)	-9.3%	(657,840.38)	Not Met
1b. Transfers In, General Fund *					
Current Year (2021-22)	0.00	0.00	0.0%	0.00	Met
1st Subsequent Year (2022-23)	0.00	0.00	0.0%	0.00	Met
2nd Subsequent Year (2023-24)	0.00	0.00	0.0%	0.00	Met
1c. Transfers Out, General Fund *					
Current Year (2021-22)	1,531,707.14	1,573,817.00	2.7%	42,109.86	Met
1st Subsequent Year (2022-23)	520,000.00	520,000.00	0.0%	0.00	Met
2nd Subsequent Year (2023-24)	500,000.00	500,000.00	0.0%	0.00	Met

1d. Capital Project Cost Overruns

Have capital project cost overruns occurred since first interim projections that may impact the general fund operational budget?

No

* Include transfers used to cover operating deficits in either the general fund or any other fund.

S5B. Status of the District's Projected Contributions, Transfers, and Capital Projects

DATA ENTRY: Enter an explanation if Not Met for items 1a-1c or if Yes for Item 1d.

1a. NOT MET - The projected contributions from the unrestricted general fund to restricted general fund programs have changed since first interim projections by more than the standard for any of the current year or subsequent two fiscal years. Identify restricted programs and contribution amount for each program and whether contributions are ongoing or one-time in nature. Explain the district's plan, with timeframes, for reducing or eliminating the contribution.

Explanation:
(required if NOT met)

Contributions to restricted funds have decreased since First Interim due to an increase in the amount of special education funding projected to be received beginning in 22-23, ongoing.

1b. MET - Projected transfers in have not changed since first interim projections by more than the standard for the current year and two subsequent fiscal years.

Explanation:
(required if NOT met)

1c. MET - Projected transfers out have not changed since first interim projections by more than the standard for the current year and two subsequent fiscal years.

Explanation:
(required if NOT met)

--

1d. NO - There have been no capital project cost overruns occurring since first interim projections that may impact the general fund operational budget.

Project Information:
(required if YES)

S6. Long-term Commitments

Identify all existing and new multiyear commitments¹ and their annual required payment for the current fiscal year and two subsequent fiscal years.

Explain how any increase in annual payments will be funded. Also, explain how any decrease to funding sources used to pay long-term commitments will be replaced.

¹ Include multiyear commitments, multiyear debt agreements, and new programs or contracts that result in long-term obligations.

S6A. Identification of the District's Long-term Commitments

DATA ENTRY: If First Interim data exist (Form 01CSI, Item S6A), long-term commitment data will be extracted and it will only be necessary to click the appropriate button for Item 1b. Extracted data may be overwritten to update long-term commitment data in Item 2, as applicable. If no First Interim data exist, click the appropriate buttons for items 1a and 1b, and enter all other data, as applicable.

1. a. Does your district have long-term (multiyear) commitments?
(If No, skip items 1b and 2 and sections S6B and S6C) Yes
- b. If Yes to Item 1a, have new long-term (multiyear) commitments been incurred since first interim projections? No
2. If Yes to Item 1a, list (or update) all new and existing multiyear commitments and required annual debt service amounts. Do not include long-term commitments for postemployment benefits other than pensions (OPEB); OPEB is disclosed in Item S7A.

Type of Commitment	# of Years Remaining	SACS Fund and Object Codes Used For:		Principal Balance as of July 1, 2021
		Funding Sources (Revenues)	Debt Service (Expenditures)	
Leases	2	General Fund	obj. 5xxx	98,000
Certificates of Participation				
General Obligation Bonds	10	Debt Services (Fund 51): taxes 8571, 8611, 8614	Debt Services: Fund 51, obj 7433-7464	2,600,000
Supp Early Retirement Program				
State School Building Loans				
Compensated Absences		General Fund	General Fund	50,000

Other Long-term Commitments (do not include OPEB):

Bond Anticipation Note	3	Bond Fund - Fund 21	Bond Fund - Fund 21	7,323,063
TOTAL:				10,071,063

Type of Commitment (continued)	Prior Year (2020-21) Annual Payment (P & I)	Current Year (2021-22) Annual Payment (P & I)	1st Subsequent Year (2022-23) Annual Payment (P & I)	2nd Subsequent Year (2023-24) Annual Payment (P & I)
Leases				
Certificates of Participation	0	0		
General Obligation Bonds				
Supp Early Retirement Program				
State School Building Loans				
Compensated Absences				

Other Long-term Commitments (continued):

Bond Anticipation Note				
Total Annual Payments:	0	0	0	0
Has total annual payment increased over prior year (2020-21)?	No	No	No	No

S6B. Comparison of the District's Annual Payments to Prior Year Annual Payment

DATA ENTRY: Enter an explanation if Yes.

- 1a. No - Annual payments for long-term commitments have not increased in one or more of the current and two subsequent fiscal years.

Explanation:
(Required if Yes
to increase in total
annual payments)

S6C. Identification of Decreases to Funding Sources Used to Pay Long-term Commitments

DATA ENTRY: Click the appropriate Yes or No button in Item 1; if Yes, an explanation is required in Item 2.

1. Will funding sources used to pay long-term commitments decrease or expire prior to the end of the commitment period, or are they one-time sources?

No

2. No - Funding sources will not decrease or expire prior to the end of the commitment period, and one-time funds are not being used for long-term commitment.

Explanation:
(Required if Yes)

S7. Unfunded Liabilities

Identify any changes in estimates for unfunded liabilities since first interim projections, and indicate whether the changes are the result of a new actuarial valuation.

S7A. Identification of the District's Estimated Unfunded Liability for Postemployment Benefits Other Than Pensions (OPEB)

DATA ENTRY: Click the appropriate button(s) for items 1a-1c, as applicable. First Interim data that exist (Form 01CSI, Item S7A) will be extracted; otherwise, enter First Interim and Second Interim data in items 2-4.

1. a. Does your district provide postemployment benefits other than pensions (OPEB)? (If No, skip items 1b-4)

Yes

b. If Yes to Item 1a, have there been changes since first interim in OPEB liabilities?

No

c. If Yes to Item 1a, have there been changes since first interim in OPEB contributions?

No

2. OPEB Liabilities

	First Interim (Form 01CSI, Item S7A)	Second Interim
a. Total OPEB liability	9,569,534.00	9,569,534.00
b. OPEB plan(s) fiduciary net position (if applicable)	6,757,730.00	6,757,730.00
c. Total/Net OPEB liability (Line 2a minus Line 2b)	2,811,804.00	2,811,804.00
d. Is total OPEB liability based on the district's estimate or an actuarial valuation?	Actuarial	Actuarial
e. If based on an actuarial valuation, indicate the measurement date of the OPEB valuation.	Jun 30, 2021	Jun 30, 2021

3. OPEB Contributions

a. OPEB actuarially determined contribution (ADC) if available, per actuarial valuation or Alternative Measurement Method

	First Interim (Form 01CSI, Item S7A)	Second Interim
Current Year (2021-22)	179,000.00	179,000.00
1st Subsequent Year (2022-23)	0.00	0.00
2nd Subsequent Year (2023-24)	0.00	0.00

b. OPEB amount contributed (for this purpose, include premiums paid to a self-insurance fund) (Funds 01-70, objects 3701-3752)

Current Year (2021-22)	1,202,846.10	1,193,892.54
1st Subsequent Year (2022-23)	650,000.00	1,197,558.00
2nd Subsequent Year (2023-24)	650,000.00	1,426,049.00

c. Cost of OPEB benefits (equivalent of "pay-as-you-go" amount)

Current Year (2021-22)	900,241.00	900,241.00
1st Subsequent Year (2022-23)	868,277.00	868,277.00
2nd Subsequent Year (2023-24)	1,032,367.00	1,032,367.00

d. Number of retirees receiving OPEB benefits

Current Year (2021-22)	49	52
1st Subsequent Year (2022-23)	48	70
2nd Subsequent Year (2023-24)	50	72

4. Comments:

We offered a retirement incentive to our certificated staff which resulted in a change in the number of retirees eligible for health benefits between First and Second Interim.

S7B. Identification of the District's Unfunded Liability for Self-insurance Programs

DATA ENTRY: Click the appropriate button(s) for items 1a-1c, as applicable. First Interim data that exist (Form 01CSI, Item S7B) will be extracted; otherwise, enter First Interim and Second Interim data in items 2-4.

- 1. a. Does your district operate any self-insurance programs such as workers' compensation, employee health and welfare, or property and liability? (Do not include OPEB; which is covered in Section S7A) (If No, skip items 1b-4)

No

- b. If Yes to item 1a, have there been changes since first interim in self-insurance liabilities?

n/a

- c. If Yes to item 1a, have there been changes since first interim in self-insurance contributions?

n/a

	First Interim (Form 01CSI, Item S7B)	Second Interim
2. Self-Insurance Liabilities		
a. Accrued liability for self-insurance programs		
b. Unfunded liability for self-insurance programs		

	First Interim (Form 01CSI, Item S7B)	Second Interim
3. Self-Insurance Contributions		
a. Required contribution (funding) for self-insurance programs		
Current Year (2021-22)		
1st Subsequent Year (2022-23)		
2nd Subsequent Year (2023-24)		
b. Amount contributed (funded) for self-insurance programs		
Current Year (2021-22)		
1st Subsequent Year (2022-23)		
2nd Subsequent Year (2023-24)		

4. Comments:

S8. Status of Labor Agreements

Analyze the status of all employee labor agreements. Identify new labor agreements that have been ratified since first interim projections, as well as new commitments provided as part of previously ratified multiyear agreements; and include all contracts, including all administrator contracts (and including all compensation). For new agreements, indicate the date of the required board meeting. Compare the increase in new commitments to the projected increase in ongoing revenues and explain how these commitments will be funded in future fiscal years.

If salary and benefit negotiations are not finalized, upon settlement with certificated or classified staff:

The school district must determine the cost of the settlement, including salaries, benefits, and any other agreements that change costs, and provide the county office of education (COE) with an analysis of the cost of the settlement and its impact on the operating budget.

The county superintendent shall review the analysis relative to the criteria and standards and may provide written comments to the president of the district governing board and superintendent.

S8A. Cost Analysis of District's Labor Agreements - Certificated (Non-management) Employees

DATA ENTRY: Click the appropriate Yes or No button for "Status of Certificated Labor Agreements as of the Previous Reporting Period." There are no extractions in this section.

Status of Certificated Labor Agreements as of the Previous Reporting Period

Were all certificated labor negotiations settled as of first interim projections?

No

If Yes, complete number of FTEs, then skip to section S8B.

If No, continue with section S8A.

Certificated (Non-management) Salary and Benefit Negotiations

	Prior Year (2nd Interim) (2020-21)	Current Year (2021-22)	1st Subsequent Year (2022-23)	2nd Subsequent Year (2023-24)
Number of certificated (non-management) full-time-equivalent (FTE) positions	194.5	193.2	187.2	184.2

1a. Have any salary and benefit negotiations been settled since first interim projections?

No

If Yes, and the corresponding public disclosure documents have been filed with the COE, complete questions 2 and 3.

If Yes, and the corresponding public disclosure documents have not been filed with the COE, complete questions 2-5.

If No, complete questions 6 and 7.

1b. Are any salary and benefit negotiations still unsettled?

Yes

If Yes, complete questions 6 and 7.

Negotiations Settled Since First Interim Projections

2a. Per Government Code Section 3547.5(a), date of public disclosure board meeting:

2b. Per Government Code Section 3547.5(b), was the collective bargaining agreement certified by the district superintendent and chief business official?

If Yes, date of Superintendent and CBO certification:

3. Per Government Code Section 3547.5(c), was a budget revision adopted to meet the costs of the collective bargaining agreement?

n/a

If Yes, date of budget revision board adoption:

4. Period covered by the agreement:

Begin Date:

End Date:

5. Salary settlement:

Current Year
(2021-22)

1st Subsequent Year
(2022-23)

2nd Subsequent Year
(2023-24)

Is the cost of salary settlement included in the interim and multiyear projections (MYPs)?

--	--	--

One Year Agreement

Total cost of salary settlement

--	--	--

% change in salary schedule from prior year
or

--	--	--

Multiyear Agreement

Total cost of salary settlement

--	--	--

% change in salary schedule from prior year
(may enter text, such as "Reopener")

--	--	--

Identify the source of funding that will be used to support multiyear salary commitments:

Negotiations Not Settled

6. Cost of a one percent increase in salary and statutory benefits

188,939

7. Amount included for any tentative salary schedule increases

Current Year (2021-22)	1st Subsequent Year (2022-23)	2nd Subsequent Year (2023-24)
0	0	0

Certificated (Non-management) Health and Welfare (H&W) Benefits

- Are costs of H&W benefit changes included in the interim and MYPs?
- Total cost of H&W benefits
- Percent of H&W cost paid by employer
- Percent projected change in H&W cost over prior year

Current Year (2021-22)	1st Subsequent Year (2022-23)	2nd Subsequent Year (2023-24)
No	No	No
2,140,746	2,075,746	2,036,746
flat rate	flat rate	flat rate
0.0%	0.0%	0.0%

Certificated (Non-management) Prior Year Settlements Negotiated Since First Interim Projections

Are any new costs negotiated since first interim projections for prior year settlements included in the interim?

No		
----	--	--

If Yes, amount of new costs included in the interim and MYPs
If Yes, explain the nature of the new costs:

H&W: Employer pays \$18,675 for family coverage, \$13,500 for two party coverage and \$8922 for single coverage for all units.
--

Certificated (Non-management) Step and Column Adjustments

- Are step & column adjustments included in the interim and MYPs?
- Cost of step & column adjustments
- Percent change in step & column over prior year

Current Year (2021-22)	1st Subsequent Year (2022-23)	2nd Subsequent Year (2023-24)
Yes	Yes	Yes
274,759	273,192	273,338
2.0%	2.0%	2.0%

Certificated (Non-management) Attrition (layoffs and retirements)

- Are savings from attrition included in the interim and MYPs?
- Are additional H&W benefits for those laid-off or retired employees included in the interim and MYPs?

Current Year (2021-22)	1st Subsequent Year (2022-23)	2nd Subsequent Year (2023-24)
Yes	Yes	Yes
Yes	Yes	Yes

Certificated (Non-management) - Other

List other significant contract changes that have occurred since first interim projections and the cost impact of each change (i.e., class size, hours of employment, leave of absence, bonuses, etc.):

S8B. Cost Analysis of District's Labor Agreements - Classified (Non-management) Employees

DATA ENTRY: Click the appropriate Yes or No button for "Status of Classified Labor Agreements as of the Previous Reporting Period." There are no extractions in this section.

Status of Classified Labor Agreements as of the Previous Reporting Period

Were all classified labor negotiations settled as of first interim projections?
 If Yes, complete number of FTEs, then skip to section S8C.
 If No, continue with section S8B.

Classified (Non-management) Salary and Benefit Negotiations

	Prior Year (2nd Interim) (2020-21)	Current Year (2021-22)	1st Subsequent Year (2022-23)	2nd Subsequent Year (2023-24)
Number of classified (non-management) FTE positions	147.2	151.2	151.2	151.2

1a. Have any salary and benefit negotiations been settled since first interim projections?
 If Yes, and the corresponding public disclosure documents have been filed with the COE, complete questions 2 and 3.
 If Yes, and the corresponding public disclosure documents have not been filed with the COE, complete questions 2-5.
 If No, complete questions 6 and 7.

1b. Are any salary and benefit negotiations still unsettled?
 If Yes, complete questions 6 and 7.

Negotiations Settled Since First Interim Projections

2a. Per Government Code Section 3547.5(a), date of public disclosure board meeting:
 2b. Per Government Code Section 3547.5(b), was the collective bargaining agreement certified by the district superintendent and chief business official?
 If Yes, date of Superintendent and CBO certification:
 3. Per Government Code Section 3547.5(c), was a budget revision adopted to meet the costs of the collective bargaining agreement?
 If Yes, date of budget revision board adoption:
 4. Period covered by the agreement: Begin Date: End Date:

5. Salary settlement:

	Current Year (2021-22)	1st Subsequent Year (2022-23)	2nd Subsequent Year (2023-24)
Is the cost of salary settlement included in the interim and multiyear projections (MYPs)?			

One Year Agreement

Total cost of salary settlement			
% change in salary schedule from prior year or			

Multiyear Agreement

Total cost of salary settlement			
% change in salary schedule from prior year (may enter text, such as "Reopener")			

Identify the source of funding that will be used to support multiyear salary commitments:

Negotiations Not Settled

6. Cost of a one percent increase in salary and statutory benefits

	Current Year (2021-22)	1st Subsequent Year (2022-23)	2nd Subsequent Year (2023-24)
7. Amount included for any tentative salary schedule increases	0	0	0

Classified (Non-management) Health and Welfare (H&W) Benefits

1. Are costs of H&W benefit changes included in the interim and MYPs?
2. Total cost of H&W benefits
3. Percent of H&W cost paid by employer
4. Percent projected change in H&W cost over prior year

Current Year (2021-22)	1st Subsequent Year (2022-23)	2nd Subsequent Year (2023-24)
No	No	No
1,286,727	1,238,214	1,215,152
flat rate	flat rate	flat rate
0.0%	0.0%	0.0%

Classified (Non-management) Prior Year Settlements Negotiated Since First Interim

Are any new costs negotiated since first interim for prior year settlements included in the interim?

No		
----	--	--

If Yes, amount of new costs included in the interim and MYPs
If Yes, explain the nature of the new costs:

Classified (Non-management) Step and Column Adjustments

1. Are step & column adjustments included in the interim and MYPs?
2. Cost of step & column adjustments
3. Percent change in step & column over prior year

Current Year (2021-22)	1st Subsequent Year (2022-23)	2nd Subsequent Year (2023-24)
Yes	Yes	Yes
115,811	77,416	64,209
2.5%	2.0%	2.0%

Classified (Non-management) Attrition (layoffs and retirements)

1. Are savings from attrition included in the interim and MYPs?
2. Are additional H&W benefits for those laid-off or retired employees included in the interim and MYPs?

Current Year (2021-22)	1st Subsequent Year (2022-23)	2nd Subsequent Year (2023-24)
No	No	No
Yes	Yes	Yes

Classified (Non-management) - Other

List other significant contract changes that have occurred since first interim and the cost impact of each (i.e., hours of employment, leave of absence, bonuses, etc.):

Some of our classified staff who retire are eligible for health and welfare benefits until the age of 65.

S8C. Cost Analysis of District's Labor Agreements - Management/Supervisor/Confidential Employees

DATA ENTRY: Click the appropriate Yes or No button for "Status of Management/Supervisor/Confidential Labor Agreements as of the Previous Reporting Period." There are no extractions in this section.

Status of Management/Supervisor/Confidential Labor Agreements as of the Previous Reporting Period

Were all managerial/confidential labor negotiations settled as of first interim projections?
If Yes or n/a, complete number of FTEs, then skip to S9.
If No, continue with section S8C.

Management/Supervisor/Confidential Salary and Benefit Negotiations

	Prior Year (2nd Interim) (2020-21)	Current Year (2021-22)	1st Subsequent Year (2022-23)	2nd Subsequent Year (2023-24)
Number of management, supervisor, and confidential FTE positions	31.2	34.4	34.4	34.4

- 1a. Have any salary and benefit negotiations been settled since first interim projections?
If Yes, complete question 2.
If No, complete questions 3 and 4.
- 1b. Are any salary and benefit negotiations still unsettled?
If Yes, complete questions 3 and 4.

Negotiations Settled Since First Interim Projections

2. Salary settlement:

	Current Year (2021-22)	1st Subsequent Year (2022-23)	2nd Subsequent Year (2023-24)
Is the cost of salary settlement included in the interim and multiyear projections (MYPs)?			
Total cost of salary settlement			
Change in salary schedule from prior year (may enter text, such as "Reopener")			

Negotiations Not Settled

3. Cost of a one percent increase in salary and statutory benefits

	Current Year (2021-22)	1st Subsequent Year (2022-23)	2nd Subsequent Year (2023-24)
4. Amount included for any tentative salary schedule increases	0	0	0

Management/Supervisor/Confidential Health and Welfare (H&W) Benefits

	Current Year (2021-22)	1st Subsequent Year (2022-23)	2nd Subsequent Year (2023-24)
1. Are costs of H&W benefit changes included in the interim and MYPs?	Yes	Yes	Yes
2. Total cost of H&W benefits	522,136	522,136	522,136
3. Percent of H&W cost paid by employer	flat rate	flat rate	flat rate
4. Percent projected change in H&W cost over prior year	0.0%	0.0%	0.0%

Management/Supervisor/Confidential Step and Column Adjustments

	Current Year (2021-22)	1st Subsequent Year (2022-23)	2nd Subsequent Year (2023-24)
1. Are step & column adjustments included in the interim and MYPs?	Yes	Yes	Yes
2. Cost of step & column adjustments	29,279	22,209	6,503
3. Percent change in step and column over prior year	1.0%	1.0%	0.5%

Management/Supervisor/Confidential Other Benefits (mileage, bonuses, etc.)

	Current Year (2021-22)	1st Subsequent Year (2022-23)	2nd Subsequent Year (2023-24)
1. Are costs of other benefits included in the interim and MYPs?	Yes	Yes	Yes
2. Total cost of other benefits	45,313	45,313	45,313
3. Percent change in cost of other benefits over prior year	0.0%	0.0%	0.0%

S9. Status of Other Funds

Analyze the status of other funds that may have negative fund balances at the end of the current fiscal year. If any other fund has a projected negative fund balance, prepare an interim report and multiyear projection for that fund. Explain plans for how and when the negative fund balance will be addressed.

S9A. Identification of Other Funds with Negative Ending Fund Balances

DATA ENTRY: Click the appropriate button in Item 1. If Yes, enter data in Item 2 and provide the reports referenced in Item 1.

1. Are any funds other than the general fund projected to have a negative fund balance at the end of the current fiscal year?

No

If Yes, prepare and submit to the reviewing agency a report of revenues, expenditures, and changes in fund balance (e.g., an interim fund report) and a multiyear projection report for each fund.

2. If Yes, identify each fund, by name and number, that is projected to have a negative ending fund balance for the current fiscal year. Provide reasons for the negative balance(s) and explain the plan for how and when the problem(s) will be corrected.

ADDITIONAL FISCAL INDICATORS

The following fiscal indicators are designed to provide additional data for reviewing agencies. A "Yes" answer to any single indicator does not necessarily suggest a cause for concern, but may alert the reviewing agency to the need for additional review.

DATA ENTRY: Click the appropriate Yes or No button for items A2 through A9; Item A1 is automatically completed based on data from Criterion 9.

- A1. Do cash flow projections show that the district will end the current fiscal year with a negative cash balance in the general fund? (Data from Criterion 9B-1, Cash Balance, are used to determine Yes or No)

- A2. Is the system of personnel position control independent from the payroll system?

- A3. Is enrollment decreasing in both the prior and current fiscal years?

- A4. Are new charter schools operating in district boundaries that impact the district's enrollment, either in the prior or current fiscal year?

- A5. Has the district entered into a bargaining agreement where any of the current or subsequent fiscal years of the agreement would result in salary increases that are expected to exceed the projected state funded cost-of-living adjustment?

- A6. Does the district provide uncapped (100% employer paid) health benefits for current or retired employees?

- A7. Is the district's financial system independent of the county office system?

- A8. Does the district have any reports that indicate fiscal distress pursuant to Education Code Section 42127.6(a)? (If Yes, provide copies to the county office of education.)

- A9. Have there been personnel changes in the superintendent or chief business official positions within the last 12 months?

When providing comments for additional fiscal indicators, please include the item number applicable to each comment.

Comments:
(optional)

A change in the CBO position in October of 2021. The position is currently vacant.

End of School District Second Interim Criteria and Standards Review

NOTICE OF CRITERIA AND STANDARDS REVIEW. This interim report was based upon and reviewed using the state-adopted Criteria and Standards. (Pursuant to Education Code (EC) sections 33129 and 42130)

Signed: _____ Date: _____
District Superintendent or Designee

NOTICE OF INTERIM REVIEW. All action shall be taken on this report during a regular or authorized special meeting of the governing board.

To the County Superintendent of Schools:

This interim report and certification of financial condition are hereby filed by the governing board of the school district. (Pursuant to EC Section 42131)

Meeting Date: March 09, 2022 Signed: _____
President of the Governing Board

CERTIFICATION OF FINANCIAL CONDITION

POSITIVE CERTIFICATION

As President of the Governing Board of this school district, I certify that based upon current projections this district will meet its financial obligations for the current fiscal year and subsequent two fiscal years.

QUALIFIED CERTIFICATION

As President of the Governing Board of this school district, I certify that based upon current projections this district may not meet its financial obligations for the current fiscal year or two subsequent fiscal years.

NEGATIVE CERTIFICATION

As President of the Governing Board of this school district, I certify that based upon current projections this district will be unable to meet its financial obligations for the remainder of the current fiscal year or for the subsequent fiscal year.

Contact person for additional information on the interim report:

Name: Sandra Knight Telephone: 805-938-8915
Title: Director, Fiscal Services E-mail: sknight@orcutt-schools.net

Criteria and Standards Review Summary

The following summary is automatically completed based on data provided in the Criteria and Standards Review form (Form 01CSI). Criteria and standards that are "Not Met," and supplemental information and additional fiscal indicators that are "Yes," may indicate areas of potential concern, which could affect the interim report certification, and should be carefully reviewed.

CRITERIA AND STANDARDS			Met	Not Met
1	Average Daily Attendance	Funded ADA for any of the current or two subsequent fiscal years has not changed by more than two percent since first interim.		X

CRITERIA AND STANDARDS (continued)			Met	Not Met
2	Enrollment	Projected enrollment for any of the current or two subsequent fiscal years has not changed by more than two percent since first interim.	X	
3	ADA to Enrollment	Projected second period (P-2) ADA to enrollment ratio for the current and two subsequent fiscal years is consistent with historical ratios.		X
4	Local Control Funding Formula (LCFF) Revenue	Projected LCFF revenue for any of the current or two subsequent fiscal years has not changed by more than two percent since first interim.		X
5	Salaries and Benefits	Projected ratio of total unrestricted salaries and benefits to total unrestricted general fund expenditures has not changed by more than the standard for the current and two subsequent fiscal years.		X
6a	Other Revenues	Projected operating revenues (federal, other state, other local) for the current and two subsequent fiscal years have not changed by more than five percent since first interim.		X
6b	Other Expenditures	Projected operating expenditures (books and supplies, services and other expenditures) for the current and two subsequent fiscal years have not changed by more than five percent since first interim.	X	
7	Ongoing and Major Maintenance Account	If applicable, changes occurring since first interim meet the required contribution to the ongoing and major maintenance account (i.e., restricted maintenance account).	X	
8	Deficit Spending	Unrestricted deficit spending, if any, has not exceeded the standard in any of the current or two subsequent fiscal years.		X
9a	Fund Balance	Projected general fund balance will be positive at the end of the current and two subsequent fiscal years.	X	
9b	Cash Balance	Projected general fund cash balance will be positive at the end of the current fiscal year.	X	
10	Reserves	Available reserves (e.g., reserve for economic uncertainties, unassigned/unappropriated amounts) meet minimum requirements for the current and two subsequent fiscal years.	X	

SUPPLEMENTAL INFORMATION			No	Yes
S1	Contingent Liabilities	Have any known or contingent liabilities (e.g., financial or program audits, litigation, state compliance reviews) occurred since first interim that may impact the budget?	X	
S2	Using One-time Revenues to Fund Ongoing Expenditures	Are there ongoing general fund expenditures funded with one-time revenues that have changed since first interim by more than five percent?	X	
S3	Temporary Interfund Borrowings	Are there projected temporary borrowings between funds?	X	
S4	Contingent Revenues	Are any projected revenues for any of the current or two subsequent fiscal years contingent on reauthorization by the local government, special legislation, or other definitive act (e.g., parcel taxes, forest reserves)?	X	
S5	Contributions	Have contributions from unrestricted to restricted resources, or transfers to or from the general fund to cover operating deficits, changed since first interim by more than \$20,000 and more than 5% for any of the current or two subsequent fiscal years?		X

SUPPLEMENTAL INFORMATION (continued)			No	Yes
S6	Long-term Commitments	Does the district have long-term (multiyear) commitments or debt agreements?		X
		• If yes, have annual payments for the current or two subsequent fiscal years increased over prior year's (2020-21) annual payment?	X	
		• If yes, will funding sources used to pay long-term commitments decrease or expire prior to the end of the commitment period, or are they one-time sources?	X	
S7a	Postemployment Benefits Other than Pensions	Does the district provide postemployment benefits other than pensions (OPEB)?		X
		• If yes, have there been changes since first interim in OPEB liabilities?	X	
S7b	Other Self-insurance Benefits	Does the district operate any self-insurance programs (e.g., workers' compensation)?	X	
		• If yes, have there been changes since first interim in self-insurance liabilities?	n/a	
S8	Status of Labor Agreements	As of second interim projections, are salary and benefit negotiations still unsettled for:		
		• Certificated? (Section S8A, Line 1b)		X
		• Classified? (Section S8B, Line 1b)		X
S8	Labor Agreement Budget Revisions	For negotiations settled since first interim, per Government Code Section 3547.5(c), are budget revisions still needed to meet the costs of the collective bargaining agreement(s) for:		
		• Certificated? (Section S8A, Line 3)	n/a	
		• Classified? (Section S8B, Line 3)	n/a	
S9	Status of Other Funds	Are any funds other than the general fund projected to have a negative fund balance at the end of the current fiscal year?	X	

ADDITIONAL FISCAL INDICATORS			No	Yes
A1	Negative Cash Flow	Do cash flow projections show that the district will end the current fiscal year with a negative cash balance in the general fund?	X	
A2	Independent Position Control	Is personnel position control independent from the payroll system?	X	
A3	Declining Enrollment	Is enrollment decreasing in both the prior and current fiscal years?		X
A4	New Charter Schools Impacting District Enrollment	Are any new charter schools operating in district boundaries that are impacting the district's enrollment, either in the prior or current fiscal year?	X	
A5	Salary Increases Exceed COLA	Has the district entered into a bargaining agreement where any of the current or subsequent fiscal years of the agreement would result in salary increases that are expected to exceed the projected state funded cost-of-living adjustment?	X	
A6	Uncapped Health Benefits	Does the district provide uncapped (100% employer paid) health benefits for current or retired employees?	X	
A7	Independent Financial System	Is the district's financial system independent from the county office system?	X	
A8	Fiscal Distress Reports	Does the district have any reports that indicate fiscal distress? If yes, provide copies to the COE, pursuant to EC 42127.6(a).	X	
A9	Change of CBO or Superintendent	Have there been personnel changes in the superintendent or chief business official (CBO) positions within the last 12 months?		X

Part I - General Administrative Share of Plant Services Costs

California's indirect cost plan allows that the general administrative costs in the indirect cost pool may include that portion of plant services costs (maintenance and operations costs and facilities rents and leases costs) attributable to the general administrative offices. The calculation of the plant services costs attributed to general administration and included in the pool is standardized and automated using the percentage of salaries and benefits relating to general administration as proxy for the percentage of square footage occupied by general administration.

A. Salaries and Benefits - Other General Administration and Centralized Data Processing

- 1. Salaries and benefits paid through payroll (Funds 01, 09, and 62, objects 1000-3999 except 3701-3702)
(Functions 7200-7700, goals 0000 and 9000) 1,481,987.22
- 2. Contracted general administrative positions not paid through payroll
 - a. Enter the costs, if any, of general administrative positions performing services ON SITE but paid through a contract, rather than through payroll, in functions 7200-7700, goals 0000 and 9000, Object 5800. _____
 - b. If an amount is entered on Line A2a, provide the title, duties, and approximate FTE of each general administrative position paid through a contract. Retain supporting documentation in case of audit.

B. Salaries and Benefits - All Other Activities

- 1. Salaries and benefits paid through payroll (Funds 01, 09, and 62, objects 1000-3999 except 3701-3702)
(Functions 1000-6999, 7100-7180, & 8100-8400; Functions 7200-7700, all goals except 0000 & 9000) 44,343,700.05

C. Percentage of Plant Services Costs Attributable to General Administration

(Line A1 plus Line A2a, divided by Line B1; zero if negative) (See Part III, Lines A5 and A6) 3.34%

Part II - Adjustments for Employment Separation Costs

When an employee separates from service, the local educational agency (LEA) may incur costs associated with the separation in addition to the employee's regular salary and benefits for the final pay period. These additional costs can be categorized as "normal" or "abnormal or mass" separation costs.

Normal separation costs include items such as pay for accumulated unused leave or routine severance pay authorized by governing board policy. Normal separation costs are not allowable as direct costs to federal programs, but are allowable as indirect costs. State programs may have similar restrictions. Where federal or state program guidelines required that the LEA charge an employee's normal separation costs to an unrestricted resource rather than to the restricted program in which the employee worked, the LEA may identify and enter these costs on Line A for inclusion in the indirect cost pool.

Abnormal or mass separation costs are those costs resulting from actions taken by an LEA to influence employees to terminate their employment earlier than they normally would have. Abnormal or mass separation costs include retirement incentives such as a Golden Handshake or severance packages negotiated to effect termination. Abnormal or mass separation costs may not be charged to federal programs as either direct costs or indirect costs. Where an LEA paid abnormal or mass separation costs on behalf of positions in general administrative functions included in the indirect cost pool, the LEA must identify and enter these costs on Line B for exclusion from the pool.

A. Normal Separation Costs (optional)

Enter any normal separation costs paid on behalf of employees of restricted state or federal programs that were charged to an unrestricted resource (0000-1999) in funds 01, 09, and 62 with functions 1000-6999 or 8100-8400 rather than to the restricted program. These costs will be moved in Part III from base costs to the indirect cost pool. Retain supporting documentation. _____

B. Abnormal or Mass Separation Costs (required)

Enter any abnormal or mass separation costs paid on behalf of general administrative positions charged to unrestricted resources (0000-1999) in funds 01, 09, and 62 with functions 7200-7700. These costs will be moved in Part III from the indirect cost pool to base costs. If none, enter zero. 0.00

Part III - Indirect Cost Rate Calculation (Funds 01, 09, and 62, unless indicated otherwise)

A. Indirect Costs

1. Other General Administration, less portion charged to restricted resources or specific goals (Functions 7200-7600, objects 1000-5999, minus Line B9)	2,411,997.06
2. Centralized Data Processing, less portion charged to restricted resources or specific goals (Function 7700, objects 1000-5999, minus Line B10)	0.00
3. External Financial Audit - Single Audit (Function 7190, resources 0000-1999, goals 0000 and 9000, objects 5000-5999)	17,500.00
4. Staff Relations and Negotiations (Function 7120, resources 0000-1999, goals 0000 and 9000, objects 1000-5999)	0.00
5. Plant Maintenance and Operations (portion relating to general administrative offices only) (Functions 8100-8400, objects 1000-5999 except 5100, times Part I, Line C)	163,896.62
6. Facilities Rents and Leases (portion relating to general administrative offices only) (Function 8700, resources 0000-1999, objects 1000-5999 except 5100, times Part I, Line C)	0.00
7. Adjustment for Employment Separation Costs	
a. Plus: Normal Separation Costs (Part II, Line A)	0.00
b. Less: Abnormal or Mass Separation Costs (Part II, Line B)	0.00
8. Total Indirect Costs (Lines A1 through A7a, minus Line A7b)	2,593,393.68
9. Carry-Forward Adjustment (Part IV, Line F)	(283,713.10)
10. Total Adjusted Indirect Costs (Line A8 plus Line A9)	2,309,680.58

B. Base Costs

1. Instruction (Functions 1000-1999, objects 1000-5999 except 5100)	36,770,134.20
2. Instruction-Related Services (Functions 2000-2999, objects 1000-5999 except 5100)	7,356,564.15
3. Pupil Services (Functions 3000-3999, objects 1000-5999 except 4700 and 5100)	3,934,566.16
4. Ancillary Services (Functions 4000-4999, objects 1000-5999 except 5100)	341,190.14
5. Community Services (Functions 5000-5999, objects 1000-5999 except 5100)	701,895.79
6. Enterprise (Function 6000, objects 1000-5999 except 4700 and 5100)	0.00
7. Board and Superintendent (Functions 7100-7180, objects 1000-5999, minus Part III, Line A4)	483,662.84
8. External Financial Audit - Single Audit and Other (Functions 7190-7191, objects 5000-5999, minus Part III, Line A3)	0.00
9. Other General Administration (portion charged to restricted resources or specific goals only) (Functions 7200-7600, resources 2000-9999, objects 1000-5999; Functions 7200-7600, resources 0000-1999, all goals except 0000 and 9000, objects 1000-5999)	19,234.40
10. Centralized Data Processing (portion charged to restricted resources or specific goals only) (Function 7700, resources 2000-9999, objects 1000-5999; Function 7700, resources 0000-1999, all goals except 0000 and 9000, objects 1000-5999)	0.00
11. Plant Maintenance and Operations (all except portion relating to general administrative offices) (Functions 8100-8400, objects 1000-5999 except 5100, minus Part III, Line A5)	4,743,187.94
12. Facilities Rents and Leases (all except portion relating to general administrative offices) (Function 8700, objects 1000-5999 except 5100, minus Part III, Line A6)	0.00
13. Adjustment for Employment Separation Costs	
a. Less: Normal Separation Costs (Part II, Line A)	0.00
b. Plus: Abnormal or Mass Separation Costs (Part II, Line B)	0.00
14. Student Activity (Fund 08, functions 4000-5999, objects 1000-5999 except 5100)	0.00
15. Adult Education (Fund 11, functions 1000-6999, 8100-8400, and 8700, objects 1000-5999 except 5100)	0.00
16. Child Development (Fund 12, functions 1000-6999, 8100-8400 & 8700, objects 1000-5999 except 4700 & 5100)	298,481.08
17. Cafeteria (Funds 13 & 61, functions 1000-6999, 8100-8400 & 8700, objects 1000-5999 except 4700 & 5100)	1,170,991.78
18. Foundation (Funds 19 & 57, functions 1000-6999, 8100-8400 & 8700, objects 1000-5999 except 4700 & 5100)	0.00
19. Total Base Costs (Lines B1 through B12 and Lines B13b through B18, minus Line B13a)	55,819,908.48

C. Straight Indirect Cost Percentage Before Carry-Forward Adjustment

(For information only - not for use when claiming/recovering indirect costs) (Line A8 divided by Line B19)	4.65%
---	-------

D. Preliminary Proposed Indirect Cost Rate

(For final approved fixed-with-carry-forward rate for use in 2023-24 see www.cde.ca.gov/fg/ac/ic) (Line A10 divided by Line B19)	4.14%
---	-------

Part IV - Carry-forward Adjustment

The carry-forward adjustment is an after-the-fact adjustment for the difference between indirect costs recoverable using the indirect cost rate approved for use in a given year, and the actual indirect costs incurred in that year. The carry-forward adjustment eliminates the need for LEAs to file amended federal reports when their actual indirect costs vary from the estimated indirect costs on which the approved rate was based.

Where the ratio of indirect costs incurred in the current year is less than the estimated ratio of indirect costs on which the approved rate for use in the current year was based, the carry-forward adjustment is limited by using either the approved rate times current year base costs, or the highest rate actually used to recover costs from any program times current year base costs, if the highest rate used was less than the approved rate. Rates used to recover costs from programs are displayed in Exhibit A.

A. Indirect costs incurred in the current year (Part III, Line A8)	<u>2,593,393.68</u>
B. Carry-forward adjustment from prior year(s)	
1. Carry-forward adjustment from the second prior year	<u>371,611.89</u>
2. Carry-forward adjustment amount deferred from prior year(s), if any	<u>0.00</u>
C. Carry-forward adjustment for under- or over-recovery in the current year	
1. Under-recovery: Part III, Line A8, plus carry-forward adjustment from prior years, minus (approved indirect cost rate (5.82%) times Part III, Line B19); zero if negative	<u>0.00</u>
2. Over-recovery: Part III, Line A8, plus carry-forward adjustment from prior years, minus the lesser of (approved indirect cost rate (5.82%) times Part III, Line B19) or (the highest rate used to recover costs from any program (6.17%) times Part III, Line B19); zero if positive	<u>(283,713.10)</u>
D. Preliminary carry-forward adjustment (Line C1 or C2)	<u>(283,713.10)</u>
E. Optional allocation of negative carry-forward adjustment over more than one year	
Where a negative carry-forward adjustment causes the proposed approved rate to fall below zero or would reduce the rate at which the LEA could recover indirect costs to such an extent that it would cause the LEA significant fiscal harm, the LEA may request that the carry-forward adjustment be allocated over more than one year. Where allocation of a negative carry-forward adjustment over more than one year does not resolve a negative rate, the CDE will work with the LEA on a case-by-case basis to establish an approved rate.	
Option 1. Preliminary proposed approved rate (Part III, Line D) if entire negative carry-forward adjustment is applied to the current year calculation:	<u>4.14%</u>
Option 2. Preliminary proposed approved rate (Part III, Line D) if one-half of negative carry-forward adjustment (\$-141,856.55) is applied to the current year calculation and the remainder (\$-141,856.55) is deferred to one or more future years:	<u>4.39%</u>
Option 3. Preliminary proposed approved rate (Part III, Line D) if one-third of negative carry-forward adjustment (\$-94,571.03) is applied to the current year calculation and the remainder (\$-189,142.07) is deferred to one or more future years:	<u>4.48%</u>
LEA request for Option 1, Option 2, or Option 3	<u>1</u>
F. Carry-forward adjustment used in Part III, Line A9 (Line D minus amount deferred if Option 2 or Option 3 is selected)	<u>(283,713.10)</u>

Balance in Excess Minimum Reserve Requirements

District: Orcutt Union School District
 CDS #: 4269260

Reasons for Assigned and Unassigned Ending Fund Balances in Excess of Minimum Recommended Reserves

Education Code Section 42127(a)(2)(B) requires a statement of the reasons that substantiates the need for assigned and unassigned ending fund balances in excess of the minimum reserve standard for economic uncertainties for each fiscal year identified in the budget.

Combined Assigned and Unassigned/unappropriated Fund Balances		
Form	Fund	2021-22
01	General Fund/County School Service Fund	\$ 14,761,108
01	Special Reserve Fund for Other Than Capital Outlay Projects	-
Total Assigned and Unassigned Ending Fund Balances		\$ 14,761,108
District Standard Reserve Level		3%
Less District Minimum Reserve for Economic Uncertainties		1,605,000
Less Committed Funds		
Remaining Balance That Needs to be Substantiated		\$ 13,156,108

Reasons for Fund Balances in Excess of Minimum Reserve for Economic Uncertainties			
Form	Fund	2021-22	Enter descriptions of need. Replace sample descriptions below:
01	General Fund/County School Service Fund	\$ 1,214,534	LCAP Carryover
01	General Fund/County School Service Fund	1,000,000	Technology Update - Committed
01	General Fund/County School Service Fund	1,000,000	Textbook Adoption - Committed
01	General Fund/County School Service Fund	5,076,615	Set Aside for declining enrollment
01	General Fund/County School Service Fund	46,959	Stores/Revolving Cash
01	General Fund/County School Service Fund	68,000	CTE Match Requirement
01	General Fund/County School Service Fund	1,500,000	TK Expansion Planning - Committed
01	General Fund/County School Service Fund	3,000,000	Strategic Plan - Committed
01	General Fund/County School Service Fund	200,000	Site Donation Accounts
01	General Fund/County School Service Fund	50,000	Compensated Absences
Total of Substantiated Needs		\$ 13,156,108	

Remaining Unsubstantiated Balance \$ (0)

Education Code Section 42127 (d)(1) requires a county superintendent to either conditionally approve or disapprove a school district budget if the district does not provide for EC 42127 (a)(2)(B) public review and discussion at its public budget hearing.



updated 2/28/22

District: Orcutt Union School District
 CDS #: 4269260

Reasons for Assigned and Unassigned Ending Fund Balances in Excess of Minimum Recommended Reserves

Education Code Section 42127(a)(2)(B) requires a statement of the reasons that substantiates the need for assigned and unassigned ending fund balances in excess of the minimum reserve standard for economic uncertainties for each fiscal year identified in the budget.

Combined Assigned and Unassigned/unappropriated Fund Balances		
Form	Fund	2022-23
01	General Fund/County School Service Fund	\$ 14,112,833
17	Special Reserve Fund for Other Than Capital Outlay Projects	-
Total Assigned and Unassigned Ending Fund Balances		\$ 14,112,833
District Standard Reserve Level		3%
Less District Minimum Reserve for Economic Uncertainties		1,615,000
Less Committed Funds		-
Remaining Balance That Needs to be Substantiated		\$ 12,497,833

Reasons for Fund Balances in Excess of Minimum Reserve for Economic Uncertainties			
Form	Fund	2022-23	Enter descriptions of need. Replace sample descriptions below:
01	General Fund/County School Service Fund	\$ 764,534	LCAP Carryover
01	General Fund/County School Service Fund	1,000,000	Technology Update - Committed
01	General Fund/County School Service Fund	1,000,000	Textbook Adoption - Committed
01	General Fund/County School Service Fund	4,868,340	Set Aside for declining enrollment
01	General Fund/County School Service Fund	46,959	Stores/Revolving Cash
01	General Fund/County School Service Fund	68,000	CTE Match Requirement
01	General Fund/County School Service Fund	1,500,000	TK Expansion Planning - Committed
01	General Fund/County School Service Fund	3,000,000	Strategic Plan - Committed
01	General Fund/County School Service Fund	200,000	Site Donation Accounts
01	General Fund/County School Service Fund	50,000	Compensated Absences
Total of Substantiated Needs		\$ 12,497,833	

Remaining Unsubstantiated Balance \$ -

Education Code Section 42127 (d)(1) requires a county superintendent to either conditionally approve or disapprove a school district budget if the district does not provide for EC 42127 (a)(2)(B) public review and discussion at its public budget hearing.



Balance in Excess of Minimum Reserve Requirements

District: Orcutt Union School District
 CDS #: 4269260

Reasons for Assigned and Unassigned Ending Fund Balances in Excess of Minimum Recommended Reserves

Education Code Section 42127(a)(2)(B) requires a statement of the reasons that substantiates the need for assigned and unassigned ending fund balances in excess of the minimum reserve standard for economic uncertainties for each fiscal year identified in the budget.

Combined Assigned and Unassigned/unappropriated Fund Balances		
Form	Fund	2023-24
01	General Fund/County School Service Fund	\$ 13,555,645
17	Special Reserve Fund for Other Than Capital Outlay Projects	-
Total Assigned and Unassigned Ending Fund Balances		\$ 13,555,645
District Standard Reserve Level		3%
Less District Minimum Reserve for Economic Uncertainties		1,545,000
Less Committed Funds		-
Remaining Balance That Needs to be Substantiated		\$ 12,010,645

Reasons for Fund Balances in Excess of Minimum Reserve for Economic Uncertainties			
Form	Fund	2023-24	Enter descriptions of need. Replace sample descriptions below:
01	General Fund/County School Service Fund	\$ 314,534	LCAP Carryover
01	General Fund/County School Service Fund	1,000,000	Technology Update - Committed
01	General Fund/County School Service Fund	1,000,000	Textbook Adoption - Committed
01	General Fund/County School Service Fund	4,831,152	Set Aside for declining enrollment
01	General Fund/County School Service Fund	46,959	Stores/Revolving Cash
01	General Fund/County School Service Fund	68,000	CTE Match Requirement
01	General Fund/County School Service Fund	1,500,000	TK Expansion Planning - Committed
01	General Fund/County School Service Fund	3,000,000	Strategic Plan - Committed
01	General Fund/County School Service Fund	200,000	Site Donation Accounts
01	General Fund/County School Service Fund	50,000	Compensated Absences
Total of Substantiated Needs		\$ 12,010,645	

Remaining Unsubstantiated Balance \$ -

Education Code Section 42127 (d)(1) requires a county superintendent to either conditionally approve or disapprove a school district budget if the district does not provide for EC 42127 (a)(2)(B) public review and discussion at its public budget hearing.



updated 2/28/22

SACS2021ALL Financial Reporting Software - 2021.2.0
2/28/2022 9:05:12 AM

42-69260-0000000

Second Interim
2021-22 Projected Totals
Technical Review Checks

Orcutt Union Elementary

Santa Barbara County

Following is a chart of the various types of technical review checks and related requirements:

- F - Fatal (Data must be corrected; an explanation is not allowed)
- W/WC - Warning/Warning with Calculation (If data are not correct, correct the data; if data are correct an explanation is required)
- O - Informational (If data are not correct, correct the data; if data are correct an explanation is optional, but encouraged)

IMPORT CHECKS

GENERAL LEDGER CHECKS

SUPPLEMENTAL CHECKS

EXPORT CHECKS

Checks Completed.

SACS2021ALL Financial Reporting Software - 2021.2.0
2/28/2022 9:06:04 AM

42-69260-0000000

Second Interim
2021-22 Original Budget
Technical Review Checks

Orcutt Union Elementary

Santa Barbara County

Following is a chart of the various types of technical review checks and related requirements:

- F - Fatal (Data must be corrected; an explanation is not allowed)
- W/WC - Warning/Warning with Calculation (If data are not correct, correct the data; if data are correct an explanation is required)
- O - Informational (If data are not correct, correct the data; if data are correct an explanation is optional, but encouraged)

IMPORT CHECKS

CHK-RESOURCExOBJECTA - (W) - The following combinations for RESOURCE and OBJECT (objects 8000 through 9999, except for 9791, 9793, and 9795) are invalid. Data should be corrected or narrative must be provided explaining why the exception(s) should be considered appropriate. EXCEPTION

ACCOUNT					RESOURCE	OBJECT	VALUE	
FD	RS	PY	GO	FN	OB			
01-3212-0-0000-0000-9740						3212	9740	960,894.30
Explanation:COVID relief funds.								Errors have been corrected.
01-3215-0-0000-0000-9740						3215	9740	22,935.13
09-3215-0-0000-0000-9740						3215	9740	64,402.00
Explanation:COVID Relief funds.								Errors have been corrected.

CHK-RESOURCExOBJECTB - (O) - The following combinations for RESOURCE and OBJECT (objects 9791, 9793, and 9795) are invalid: EXCEPTION

ACCOUNT					RESOURCE	OBJECT	VALUE	
FD	RS	PY	GO	FN	OB			
01-3210-0-0000-0000-9791						3210	9791	99,275.44
01-3215-0-0000-0000-9791						3215	9791	69,232.00
09-3215-0-0000-0000-9791						3215	9791	32,201.00

GENERAL LEDGER CHECKS

SUPPLEMENTAL CHECKS

EXPORT CHECKS

Checks Completed.



BUSINESS SERVICES MEMORANDUM

TO: Board of Trustees
Holly Edds, Ed.D.

FROM: Sandra Knight
Director, Fiscal Services

BOARD MEETING DATE: March 9, 2022

BOARD AGENDA ITEM: Resolution No. 9 To Commit and Uncommit the General Fund Balance

BACKGROUND: Board Policy 3100 allows the Board of Trustees to classify fund balances within five categories: 1.) Nonspendable, 2.) Restricted, 3.) Committed, 4.) Assigned, and 5.) Unassigned. The committed fund balance classification includes amounts that can be used only for the specific purposes determined by the Board of Trustees. The committed fund balance cannot be used for any other purpose unless the Board of Trustees removes or changes the specified use by taking the same type of action (for example, resolution) it employed to previously commit those amounts. The attached Resolution recommends \$11,576,615.34 be designated as committed funds in the 2021-2022 General Fund ending balance and at the same time uncommits all previous committed funds from budget adoption.

RECOMMENDATION: Staff recommends that the Board of Trustees adopt Resolution No. 9, Commitment of the General Fund Balance as presented.

FUNDING: N/A

ORCUTT UNION SCHOOL DISTRICT

Resolution No. 9

IN THE MATTER OF: COMMIT/UNCOMMIT GENERAL FUND BALANCE, 2021-22 SECOND INTERIM BUDGET

The following RESOLUTION was duly passed by the Board of Trustees of the Orcutt Union School District, at a regular meeting held on the 9th of March 2022, by the following roll call vote:

Shaun Henderson	_____
Lisa Morinini	_____
Liz Phillips	_____
Mark Steller	_____
Melanie Waffle	_____

Signed and approved by me after its passage:

Mark Steller, President

Attest:

Shaun Henderson, Clerk

WHEREAS, school district governing boards are responsible for maintaining the fiscal solvency of the schools they govern;

WHEREAS, the Governing Board of the Orcutt Union School District has adopted budget criteria and standards as outlined in Board Policy 3100;

WHEREAS, the Governing Board of the Orcutt Union School District wishes to establish a committed fund balance in the general fund in conformance with the standards and criteria established by the state board of education pursuant to Education Code section 33127;

WHEREAS, the California Department of Education urges school districts to commit to maintaining a prudent level of financial resources to protect against the need to reduce services because of temporary revenue shortfalls or unpredicted expenditures;

WHEREAS, the California Department of Education and the Government Finance Officers Association recommend that school districts maintain committed, assigned, and unassigned reserves of at least two months of operating expenditures or approximately 17 percent reserve to mitigate revenue shortfalls and unanticipated expenditures;

WHEREAS, the Governing Board of the Orcutt Union School District wishes to commit funds in the general fund for emergency facility repairs, major textbook adoptions, unexpected costs, management of cash flow, mitigation of volatility in funding or expenditures, unexpected costs for special education students with highly specialized needs, a natural disaster that reduces student attendance and associated state funding, deferred maintenance, or a lawsuit that results in a costly judgment or settlement against the district;

WHEREAS, maintaining positive cash flow will diminish the need for borrowing and its associated costs;

WHEREAS, California's tax system relies heavily on income taxes paid by individuals and businesses, which are volatile revenue sources;

WHEREAS, certain district expenditures such as pension costs can be difficult to predict precisely and are anticipated to increase in costs;

WHEREAS, healthy reserves can address these cost increases rather than immediately reducing spending, staffing, and other areas of the budget;

WHEREAS, the district can experience unexpected costs for special education students with highly specialized needs, emergency facility repairs, natural disasters that reduce school attendance, and associated school funding for lawsuits that result in costly settlements or judgments against the district;

WHEREAS, the district is in need of replacing textbooks and related curriculum, computers, school buses and equipment and facility components that have reached the end of their useful lives such as flooring, or heating and cooling systems;

WHEREAS, the district may need to finance the construction of school buildings and other capital projects and cannot rely completely on bond measures or state funding;

WHEREAS, in the event that the school district needs to borrow money, healthy reserves will provide the district with a higher rating from the credit rating agencies and lower interest rates;

NOW, THEREFORE, IT IS HEREBY RESOLVED AS FOLLOWS:

- 1) It is hereby determined that the amount of \$11,576,615.34 is hereby committed from the 2021-2022 General Fund ending balance for the following purposes:
 - i) Technology Update - \$ 1,000,000
 - ii) Textbook Adoption - \$1,000,000
 - iii) Declining Enrollment/Economic Downturn- \$5,076,615.34
 - iv) TK Expansion Planning - \$1,500,000
 - v) Strategic Plan - \$3,000,000
- 2) The governing board of the school district, reserves the right to modify these committed funds in the future as the need arises through a similar resolution.

WHEREAS, on December 15, 2021, the Governing Board took action to commit a total of \$11,745,156.94 for Technology Update (\$1,000,000), Textbook Adoption (\$1,000,000), Declining Enrollment/Economic Downturn (\$5,072,201.32), TK Expansion Planning (\$1,500,000) and Strategic Plan (\$3,172,955.62);

WHEREAS, all previous amounts committed at First Interim are uncommitted and recommitted in the 2021-22 Budget as Reserve for Technology Updates, Textbook Adoption, Declining Enrollment/Economic Downturn, TK Expansion Planning and Strategic Plan.

NOW, THEREFORE, IT IS HEREBY RESOLVED AS FOLLOWS: It is hereby determined that the amount of \$11,745,156.94 is hereby uncommitted from the 2021-22 General Fund ending balance and committed as noted above in section 1.

Joseph Dana
Assistant Superintendent of Educational Services



March 3, 2022

To: Dr. Holly Edds, District Superintendent
From: Joe Dana
Re: UC A-G Completion Improvement Grant Plan

Background

One of several goals established by Assembly Bill 130, the landmark education legislation signed into law by our governor in 2021, is **to increase the number of California high school students, particularly unduplicated students (low-income students, English Learners, and foster youth), who graduate from high school having accomplished the University of California's A-G requirements.** For background these requirements include (A) History, two years of UC-approved courses; (B) English, four years of college-preparatory English courses; (C) Mathematics, three years of college-preparatory math courses; (D) Science, two years of college-preparatory science courses; (E) Language Other Than English, two years of the same language other than English; (F) Visual and Performing Arts, one yearlong course in dance, music, theater, visual arts, or interdisciplinary arts; and (G) College-preparatory Electives, one year (two semester) chosen from courses specific to the elective area or courses beyond those used to satisfy the requirements of the A-F subjects. Completion of these A-G requirements are necessary for admission to the University of California and California State University systems.

To support the desired increase in UC A-G eligibility, Assembly Bill 130 provides **UC A-G Completion Improvement Grant funding** to California high schools. Our own Orcutt Academy High School (OAHS) is being allotted a UC A-G grant of **\$230,000** that needs to be expended by the conclusion of the 2025-2026 school year.

As for OAHS, all of its students have full access to courses leading to accomplishment of the UC A-G requirements. This is borne out in the school's A-G accomplishment rate, which saw 73.9 percent of 2021 graduates meet A-G requirements, including 71.1 percent of Hispanic students, 74.0 percent of White students, and 65.7 percent of socioeconomically disadvantaged students (other subgroups were not statistically significant). It is expected that the introduction of the OAHS/Allan Hancock College Early College Cadre Program in 2022-2023 will provide further impetus toward UC A-G eligibility.

The OAHS UC A-G Completion Improvement Grant has been written to provide additional counseling services in support of UC A-G completion. OAHS has two counselors who currently are asked to meet students' social/emotional needs, assist students and families with course scheduling, conference regularly with students and parents/guardians, provide guidance on career goals, help students register for Hancock College courses, walk students through the college/university application

A-G Completion Improvement Grant Plan

Local Educational Agency (LEA) Name	Total Grant Allocation
Orcutt Academy Charter School	\$230,000

Plan Descriptions

A description of the extent to which all students, including foster youth, low-income students, and English learners, will have access to A-G courses approved by the University of California.

The goal of Orcutt Academy High School's UC A-G Completion Improvement Grant is to increase its rate of UC A-G eligibility both schoolwide and for statistically significant subgroups.

All Orcutt Academy High School students have full access to courses leading to accomplishment of the University of California A-G requirements. This is borne out in the school's A-G accomplishment rate, which saw 73.9 percent of 2021 graduates meet A-G requirements, including 71.1 percent of Hispanic students, 74.0 percent of White students, and 65.7 percent of socioeconomically disadvantaged students (other subgroups were not statistically significant). The overall rate of 73.9 percent in 2021 represented an increase from 2019, in which 69.3 of graduates met A-G requirements (56.6 percent of Hispanic students, 74.7 percent of White students, and 64.3 percent of socioeconomically disadvantaged students met requirements in 2019).

OAHS attributes its success in helping students, including students from underrepresented subgroups, meet UC A-G requirements to the following reasons:

- The school's 240-unit graduation requirement compels students to take more core courses
- Most of the school's available courses are UC A-G approved
- Many students capitalize on College Now courses at Allan Hancock College to meet UC A-G requirements
- OAHS counselors emphasize UC A-G fulfillment as a desired outcome for students, monitor students' progress toward this goal, and report on this progress in conferences with students and parents/guardians

In the 2022-2023 school year, OAHS is launching an Early College Cadre Program in partnership with Allan Hancock College. In this program, a group (cadre) of incoming ninth graders will commit to earning 60 Hancock units on a liberal arts pathway that will qualify them to receive an

Associate in Arts (A.A.) degree from Hancock by the time they graduate from high school. Hancock courses will be offered during zero period, and participating students will receive extra support from Hancock staff, an OAHS Spartan Homeroom teacher, and OAHS counselors. Participants will be able to matriculate to college having completed not just UC A-G requirements, but much of the general education requirements for the first two years of college in the University of California or California State University systems. In recruiting and selecting students for this program, OAHS will be faithful to Hancock's mission of "changing the odds" for local students and families. To the fullest extent practicable, OAHS will select for this program students who are the first in their family to attend college and students from underrepresented subgroups.

A description of how the funds will be used to increase or improve services for foster youth, low-income students, and English learners to improve A-G eligibility.

Funds from the UC A-G Completion Improvement Grant will be utilized for additional counseling time in support of UC A-G completion. OAHS has two counselors who currently are asked to meet students' social/emotional needs, assist students and families with course scheduling, conference regularly with students and parents/guardians, provide guidance on career goals, help students register for Hancock College courses, walk students through the college/university application process, facilitate applications for financial aid and scholarships, and organize college exploration activities. In 2022-2023, OAHS is expanding enrollment and introducing the new Early College Cadre Program, and additional time from a credentialed counselor is needed in order for OAHS to further improve its UC A-G eligibility rate.

As for services for unduplicated students such as low-income students, English Learners, and foster youth, additional counseling time will enable the following to occur:

- Development of a comprehensive advising plan for students in these subgroups
- Development of Spartan Homeroom curriculum in support of UC A-G eligibility
- More meeting time with families of incoming ninth graders to discuss UC A-G requirements, the Early College Cadre, and the path to future college/university attendance
- More frequent monitoring of student progress toward UC A-G requirements and, if needed, more frequent communication with students and parents/guardians
- If needed, one-to-one assistance with college/university applications and applications for financial aid and scholarships

We acknowledge that this cause will benefit from continued efforts with credit recovery as well as professional development for teachers, counselors, and administrators around increasing our UC A-G eligibility rate. We are prepared to fund these items out of other available budgets.

The number of students who were identified for opportunities to retake A-G approved courses in which they received a "D", "F", or "Fail" grade in the 2020 spring semester or the 2020-21 school year and a description of the method used to offer the opportunity retake courses.

OAHS concluded the 2020-2021 school year with 48 students in need of credit recovery. In response, OAHS offered seven weeks of credit recovery during Summer 2021 utilizing the Edgenuity online curriculum. One week of credit recovery with Edgenuity was offered during the third week of Winter Break in January 2022.

A description of how the plan and described services, and associated expenditures, if applicable, supplement services in the Local Control and Accountability Plan and Learning Recovery Plan (AB 86 - IPI/ELOG).

The goal of increasing the percentage of students accomplishing UC A-G requirements is part of Orcutt Academy LCAP Goal 1: “We will provide and support engaging, high quality instruction, which promotes active learning and maximizes student achievement while creating a positive culture.” Counseling services at OAHS are written into the LCAP under Goal 4: “We will provide inspiring, creative, healthy, and safe environments that nurture imagination and compassion, fostering engaged, supported, and challenged students.”

The UC A-G Completion Improvement Grant would supplement what is included in the LCAP because the \$230,000 accessible through the 2025-2026 school year comes over and above what is present in the LCAP. The counseling activities described here would supplement the LCAP counseling actions, which focus primarily on addressing social/emotional needs.

Plan Expenditures

Programs and services to increase or improve A-G completion	Planned Expenditures
Additional services from a credentialed counselor in support of UC A-G completion	Total of \$230,000 through 2025-2026 school year

process, facilitate applications for financial aid and scholarships, and organize college exploration activities. Moreover, in 2022-2023 OAHS is expanding enrollment and introducing the new Early College Cadre Program. In light of all of this, OAHS proposes to use grant funding for additional service time from a credentialed counselor to work with unduplicated students such as low-income students, English Learners, and foster youth as follows:

- Development of a comprehensive advising plan for students in these subgroups
- Development of Spartan Homeroom curriculum in support of UC A-G eligibility
- More meeting time with families of incoming ninth graders to discuss UC A-G requirements, the Early College Cadre, and the path to future college/university attendance
- More frequent monitoring of student progress toward UC A-G requirements and, if needed, more frequent communication with students and parents/guardians
- If needed, one-to-one assistance with college/university applications and applications for financial aid and scholarships

OAHS believes the additional counseling services described here are integral to improving UC A-G eligibility among OAHS students.

Recommendation

Staff recommends that the Board of Trustees approve the OAHS UC A-G Completion Improvement Grant Plan as submitted.

Fiscal Impact

OAHS will receive a UC A-G Completion Improvement Grant allotment in the amount of \$230,000. This grant will need to be expended by the end of the 2025-2026 school year.