



# Financial Aid Night

Academic Year 2024-2025



NIAGARA  
UNIVERSITY



Katie Kocsis, Director of Financial Aid,  
Niagara University

716-286-8686

[fao@niagara.edu](mailto:fao@niagara.edu)



NIAGARA  
UNIVERSITY

## FAFSA 2024-25

- For the 24-25 Academic Year, the FAFSA is going through a “Simplification” process.
- Due to this overhaul, the FAFSA will not be available until December 2023.
  - Will go back to Oct 1 in following years.



# Getting started

## Step 1 – Create an Account (FSA ID)

Whether you're a student, parent, or borrower, you'll need to create your own account to complete federal student aid tasks.

### What You Can Use Your Account For:

- Filling out the *Free Application for Federal Student Aid (FAFSA®)* form
- Signing your *Master Promissory Note (MPN)*
- Applying for repayment plans
- Completing loan counseling
- Using the *Public Service Loan Forgiveness Help Tool*

### Items Needed to Create an Account:

- Social Security number
- Your own mobile phone number and/or email address



**NIAGARA  
UNIVERSITY**

# Free Application for Federal Student Aid (FAFSA)

- Driving factor in determining eligibility for aid other than merit scholarships
- The 2024-2025 application will be open sometime in December 2023 and based upon 2022 taxes
- Recommend that you complete as soon as possible once it opens

**[Studentaid.gov](https://studentaid.gov)**



## Get Money to Pay for School

Use the Free Application for Federal Student Aid (FAFSA®) form to apply for financial aid for college or graduate school.



### 2024-25 FAFSA Form

Start a New Form

Edit Existing Form

Need to access last year's form? [Start or Edit a 2023-24 Form](#)

### Check FAFSA® Deadlines for the State You Live In

Some states and colleges use FAFSA information to award their own grants, scholarships, and loans. Check your state's deadlines here!

School Year

State of Residence

Find Deadlines

[View All FAFSA Deadlines](#)



#### Who Should Complete This?

Any student, regardless of income, who wants to be considered for federal, state, and school financial aid programs, which includes scholarships, grants, loans, and Federal work-study.




#### How Long Will it Take?

It takes most people less than an hour to complete, including gathering any documents or data needed.



#### What Do I Need?

- Verified StudentAid.gov account
- Social Security Number
- Parent or spouse contributor email addresses
- Income and asset information, if required



NIAGARA  
UNIVERSITY



# Dependent Student Log In

If the student selects "Start a New Form" from the FAFSA® landing page and they are not logged in to [StudentAid.gov](https://studentaid.gov), they are taken to the "Log In" page to enter their log-in credentials. To access the FAFSA form, all students are required to have an FSA ID (account username and password). If the student doesn't have an FSA ID, they can select "Create an Account."

The screenshot shows the Federal Student Aid website's login interface. At the top, there is a navigation bar with the Federal Student Aid logo, a search icon, and links for "FAFSA® Form", "Loans and Grants", "Loan Repayment", "Loan Forgiveness", "Log In | Create Account", "Help Center", "Submit a Complaint", and "English | Español". The main content area features a "Log In" section with a blue "Log In" button. Below the button are links for "Forgot My Username" and "Forgot My Password", and a "Create an Account" link. At the bottom of the page, there is a footer with "Help Center | Contact Us | Site Feedback" and "About Us | Announcements | Data Center | Resources | Forms Library". The Federal Student Aid logo and social media icons are also present in the footer.

Log In

Email, Phone, or FSA ID Username  
test595011023

Password  
Show Password

Log In

Forgot My Username | Forgot My Password

Create an Account

Help Me Log In to My Account

# Dependent Student Roles

After logging in, the student can select the applicable role to fill out the FAFSA® form: "Student," or "Parent." The student selects "Student."



The screenshot displays the FAFSA 2024-25 login interface. At the top left, the text reads "FAFSA® FORM 2024-25". The main header area features a light blue background with illustrations of hot air balloons and a banner that says "Welcome, Raya, to the FAFSA® Form". Below this, a green line is followed by the text "I am starting the FAFSA form as a" and another green line. Two selection boxes are presented: "Student" with a blue radio button and a graduation cap icon, and "Parent" with a white radio button and a family icon. At the bottom, there are "Previous" and "Continue" buttons.



# Dependent Student Identity Information

This is the first page within the student section. The student can verify that their personal information is correct. To update any of the personal information, the student must access their Account Settings on [StudentAid.gov](https://studentaid.gov). For fields related to the student's mailing address, the student can edit them directly on this page.

The screenshot shows the FAFSA 2024-25 interface for Student Raya Tran. The page title is "Student Identity Information" and it includes a prompt to review and verify the information. The displayed information is as follows:

Name	Raya A. Tran
Date of Birth	05/05/1995
Social Security Number	***-**-1234
Email Address	rayaatran@gmail.com
Mobile Phone Number	(555) 555-5555

To update this information for all federal student aid communications, go to Account Settings.

# Dependent Student Provides Consent

This page informs the student about consent and their federal tax information. By providing consent, the student's federal tax information is transferred directly into the FAFSA® form from the IRS to help complete the Student Financials section. The student selects "Approve" to provide consent and is taken to the next page.

**FAFSA**<sup>®</sup>  
FORM 2024-25
Student Raya Tran
Save | FAFSA Menu

### Provide Consent or Be Ineligible for Federal Student Aid

**Summary**

Your consent is needed to retrieve and disclose federal tax information (FTI). With your consent, we can obtain tax return information automatically from the IRS to help you complete the FAFSA<sup>®</sup> form. If you don't provide consent, you will not be eligible for federal student aid, including grants and loans. You must provide consent even if you didn't file a U.S. federal tax return or any tax return at all.

→ Get your 2022 tax return information for the 2024-25 FAFSA form.

→ FTI is used to determine your eligibility for federal student aid.

→ Tax return information is required to complete the FAFSA form.

Under penalty of law, I certify that I am the individual associated with the FSA ID log-in credentials used to access the FAFSA form to provide the necessary approval and consent for the disclosure and use of my federal tax information (FTI) from the U.S. Department of the Treasury. By accepting below, I approve and consent to:

- The U.S. Department of Education to disclose my Social Security number, last name, and date of birth to the U.S. Department of the Treasury in order to obtain my FTI only for the purpose of determining the eligibility for, and the amount of, federal student aid for myself or of others for which I participated and shared my FTI by a program authorized under subpart 1 of Part A, Part C, or Part D of Title IV of the Higher Education Act of 1965, as amended.
- The use of my FTI by U.S. Department of Education officials and contractors (as defined in 26 U.S.C. § 6103(d)(13)), only for the purpose of determining the eligibility for, and amount of, federal student aid for myself or of others for which I participated and shared my FTI by a program authorized under Title IV of the Higher Education Act of 1965, as amended.
- The U.S. Department of Education to redisclose my FTI received from the U.S. Department of the Treasury, pursuant to 26 U.S.C. 6103(d)(13)(D)(iii), which includes:
  - institutions of higher education participating in the federal student aid programs authorized under the Higher Education Act of 1965, as amended;
  - state higher education agencies; and
  - scholarship organizations designated prior to Dec. 19, 2019, by the Secretary of Education.
- The use of my FTI for the application, award, and administration of student aid awarded by the federal government, institutions of higher education, state higher education agencies, and designated scholarship organizations.
- The redisclosure of my FTI to any future 2024-25 FAFSA forms for which I elect to participate (e.g., if I elect to participate in my child's FAFSA form or to complete my own FAFSA form after participating in another FAFSA form). My FTI will be redisclosed to these additional applications upon my affirmation to participate. I understand that I may decline an invitation to participate, which will prevent the transfer of my FTI to that FAFSA form.

# Which parent to report?

If the parents are divorced or separated, answer the questions about the parent who provides the greater portion of the student's financial support, even if the student does not live with them. If this parent is remarried as of today, answer the questions about that parent and the stepparent.

# Which parent to report?

1. The parent of record is the parent who provided the greater portion of the student's financial support during the 12 months immediately prior to filing the FAFSA.
2. If neither parent provided support in the 12-month period in #1, the parent of record is the parent who provided the greater portion of support during the most recent year that the student received financial support from a parent.
3. If both parents claim an equal amount of support, then the parent of record is the parent with the greater amount of income or assets. Examples of support could include child support paid, federal/state benefits, health insurance dependent, etc.

# Dependent Student: Tell Us About Your Parents

As the student is considered dependent, they are asked to provide information about their parents. The FAFSA® form considers their “Parent” to be their legal (biological or adoptive) parent. The student is asked if their parents are married. The student selects "Yes" and is required to invite their parents to their FAFSA form to complete the required parent sections.

FAFSA® FORM 2024-25 Student Raya Tran Save FAFSA Menu

1 Personal Circumstances 2 Demographics 3 Financials 4 Colleges 5 Signature

### Tell Us About Your Parents

On the FAFSA® form, your “Parent” is your legal (biological or adoptive) parent or stepparent who supports you financially.

Are your parents married to each other?

Yes  No

**You will need to provide information for your parents**  
Based on your answers in this section, you'll need to provide information about both of your parents on your FAFSA form. You can invite your parents to your form so they can complete their required sections.

Previous Continue



# Dependent Student Invites Parents to FAFSA® Form

The student is asked to enter personal information about their parents in order to send them an invite to their FAFSA® form. In this scenario, the student invites one parent.

The screenshot shows the FAFSA 2024-25 interface for Student Raya Tran. The progress bar indicates the current step is 'Personal Circumstances'. The main heading is 'Invite Parents to your FAFSA Form'. A blue box contains the text: 'You will need to provide information for your parents. Based on your answers in the previous section, you'll need to provide information about both of your parents on your FAFSA form. You can invite your family members to your form to help you complete all required sections.' Below this, a green box states: 'Enter names of parents, identified on the prior page, and we'll send electronic requests on your behalf. Please make sure to provide information that your parents would use to login to StudentAid.gov.' The form is divided into two columns: 'Parent' and 'Parent Spouse (optional)'. The 'Parent' column has fields for First Name (Alcina), Last Name (Tran), and Date of Birth (Month: 05, Day: 05, Year: 1973). The 'Parent Spouse' column has fields for First Name, Last Name, and Date of Birth.

The screenshot shows two side-by-side input screens. The left screen is for 'Social Security Number (SSN)' with a 'SHOW' button and a 'My parent doesn't have a SSN' checkbox. Below it are 'Email Address' and 'Confirm Email Address' fields, both containing 'alcinatran@school.edu', and an 'Invite Parent' button. The right screen is identical but has a 'HIDE' button for the SSN field. At the bottom, there are 'Previous' and 'Continue' buttons.



# Dependent Student Tax Return Information

The student is asked questions about their 2022 tax return. The student enters a response in each entry field.

**FAFSA** FORM 2024-25 Student Raya Tran Save FAFSA Menu

Personal Circumstances Demographics **Financials** Colleges Signature

### Student 2022 Tax Return Information

Refer to the student's 2022 tax return to answer the following questions.  
*Convert all currency to U.S. dollars.*

**Amount of College Grants, Scholarships, or AmeriCorps Benefits Reported as Income to the IRS (optional)**  
*The student paid taxes on these grants, scholarships, or benefits. These usually apply to those renewing their FAFSA® form, not to first-time applicants.*

\$  .00 ⓘ

**Foreign Earned Income Exclusion**

\$  .00

Previous Continue

# Dependent Student Assets

The student is asked about their assets.  
The student enters a response in each entry field.

**FAFSA** FORM 2024-25 Student Raya Tran Save FAFSA Menu

Personal Circumstances Demographics **3** Financials 4 Colleges 5 Signature

### Student Assets

**Current Total of Cash, Savings, and Checking Accounts**  
*Don't include student financial aid.*

\$ 500 .00

**Current Net Worth of Businesses and Investment Farms**  
*Enter the net worth of the student's businesses or for-profit agricultural operations. Net worth is the value of the businesses or farms minus any debts owed against them.*

\$ 0 .00

**Current Net Worth of Investments, Including Real Estate**  
*Don't include the home the student lives in. Net worth is the value of the investments minus any debts owed against them.*

\$ 0 .00

Previous Continue

# Assets

**Net worth** means the current value, as of today, of investments, businesses, and/or investment farms, minus debts related to those same investments, businesses, and/or investment farms. When calculating net worth, use 0 for investments or properties with a negative value.

**Investments include** real estate (do not include the home in which you live), rental property (includes a unit within a family home that has its own entrance, kitchen, and bath rented to someone other than a family member), trust funds, UGMA and UTMA accounts, money market funds, mutual funds, certificates of deposit, stocks, stock options, bonds, other securities, installment and land sale contracts (including mortgages held), commodities, etc.

**Investments also include** qualified educational benefits or education savings accounts (e.g., Coverdell savings accounts and, if the student is not the beneficiary, 529 college savings plans and the refund value of 529 prepaid tuition plans). Parents of dependent students should not report the value of educational savings accounts for other children. For a student who does not report parental information, the accounts owned by the student (and/or the student's spouse) are reported as student investments in question 22. For a student who must report parental information, the accounts are reported as parental investments in question 40, including all accounts owned by the student and all accounts owned by the parents for any member of the household.



**NIAGARA  
UNIVERSITY**

# Assets

**Investments do not include** the home you live in, the value of life insurance, ABLE accounts, 529 college savings plans if the student is the beneficiary, retirement plans (401[k] plans, pension funds, annuities, non-education IRAs, Keogh plans, etc.), or cash, savings, and checking accounts reported in the previous question.

**Investments also do not include** UGMA and UTMA accounts for which you are the custodian, but not the owner.

**Investment value** means the current balance or market value of these investments as of today. Investment debt means only those debts that are related to the investments.

**Business and/or investment farm value includes** the market value of land, buildings, machinery, equipment, inventory, etc. Business and/or investment farm debt means only those debts for which the business or investment farm was used as collateral.



**NIAGARA  
UNIVERSITY**

# Dependent Student College Search

The student is asked to search for the colleges and/or career schools they would like to receive their FAFSA® information. The student searches for a school by entering a state, city, and/or school name. After selecting "Search," they select the correct school from the search results. Students can select to send their FAFSA information to a maximum of 20 schools.

The screenshot shows the FAFSA 2024-25 interface. At the top, there's a progress bar with steps: Personal Circumstances, Demographics, Financials, Colleges, and Signature. The current step is 'Colleges'. The main heading is 'Where should we send your FAFSA?' with a sub-heading 'Search for the colleges to which you'd like to send your FAFSA® information. You can add up to 20 colleges to your FAFSA form.' Below this, there's a search bar with '0 of 20 Schools Selected' and a 'View Selected Schools' link. There are two search options: 'Search by School Name' and 'Search by School Code'. The search criteria include 'State' (set to 'California (CA)'), 'City' (empty), and 'School Name' (empty). A 'Search' button is at the bottom, along with 'Previous' and 'Continue' navigation buttons.

The screenshot shows the search results page. It lists five colleges with their names, locations, and federal school codes. Each entry has a '+ Select' button. The first four are unselected, while the fifth, Wellesley College, is marked as 'Selected' with a checkmark. At the bottom, there's a 'Search and Select Schools' section with a pagination indicator showing '1' of 5 schools selected. A green bar at the very bottom states '4 of 20 schools have been selected' and includes a 'Search and Select Schools' button. Navigation buttons for 'Previous' and 'Continue' are also present.

College Name	Location	Federal School Code	Status
Rice University	Burlington, California (CA)	B09773	+ Select
Rhodes College	Centerville, California (CA)	E89235	+ Select
Smith College	Lexington, California (CA)	G92383	+ Select
Macalester College	Madison, California (CA)	038412	+ Select
Wellesley College	Springfield, California (CA)	F09983	✓ Selected

# Dependent Student Review Page (Continued)

## Parent Contributor Section

### This Section is Shared With 2 Contributors

Your FAFSA form is shared with the individuals listed below. You can request, manage, or remove signatures and contributions from this page or in your FAFSA form.

Parent Contributors	Date Request Sent	Status	<a href="#">Edit</a> 
 Alcina Tran	07/13/2024	<input checked="" type="checkbox"/> Invite Sent	
 Travis Tran	07/13/2024	<input checked="" type="checkbox"/> Invite Sent	

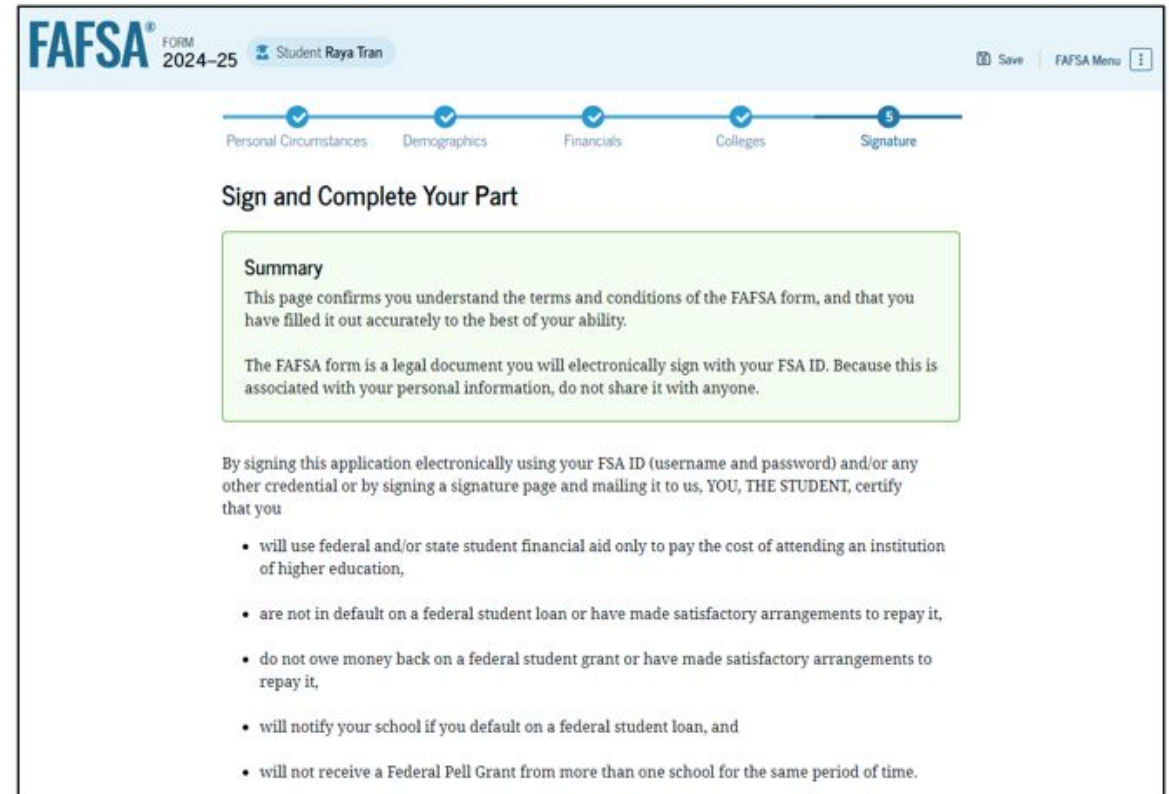
[Previous](#)

[Continue](#)



# Dependent Student Signature

On this page, the student acknowledges the terms and conditions of the FAFSA® form and signs their section. After agreeing and signing, the student is able to submit their section of the FAFSA form. Since parent information has not been provided, the FAFSA form is not considered complete and can't be processed yet.



The screenshot shows the FAFSA 2024-25 interface for Student Raya Tran. A progress bar at the top indicates that the 'Signature' section (5) is the current step, with previous sections (Personal Circumstances, Demographics, Financials, and Colleges) completed. The main heading is 'Sign and Complete Your Part'. Below this is a green-bordered box containing a 'Summary' section with the following text: 'This page confirms you understand the terms and conditions of the FAFSA form, and that you have filled it out accurately to the best of your ability.' and 'The FAFSA form is a legal document you will electronically sign with your FSA ID. Because this is associated with your personal information, do not share it with anyone.' Below the green box, there is a paragraph stating: 'By signing this application electronically using your FSA ID (username and password) and/or any other credential or by signing a signature page and mailing it to us, YOU, THE STUDENT, certify that you' followed by a bulleted list of five conditions: 'will use federal and/or state student financial aid only to pay the cost of attending an institution of higher education,' 'are not in default on a federal student loan or have made satisfactory arrangements to repay it,' 'do not owe money back on a federal student grant or have made satisfactory arrangements to repay it,' 'will notify your school if you default on a federal student loan, and' and 'will not receive a Federal Pell Grant from more than one school for the same period of time.'




# Dependent Student's Parent Email

This is NOT a view within [StudentAid.gov](https://StudentAid.gov) nor the FAFSA® form. This view demonstrates a parent opening the FAFSA invitation from their email. The parent selects "Log In" and is taken to [StudentAid.gov](https://StudentAid.gov).

FederalStudentAid

## Help Complete [StudentFirstName]'s Form



[Contributor First Name],

[StudentFirstName] [StudentLastInitial] can't be eligible for federal student aid without your input. Help them complete the *Free Application for Federal Student Aid (FAFSA®)* form.

**Providing information as a contributor does not make you financially responsible for [StudentFirstName]'s education costs.** Completing the FAFSA form is how they qualify for student aid including

- Federal Pell Grants,
- federal student loans,
- state financial aid, and
- school financial aid.

[Log in with your FSA ID (account username and password) to complete your section.]

**Note: Forms are deleted after 45 days of inactivity.**

Don't recognize [StudentFirstname]? Read [\[Help topic title\]](#).



[Log In](#)

### Why You Were Invited

Without your input, [StudentFirstName] won't be eligible for federal student aid.


### Reasons To Finish Early


Here's why it's a good idea to finish as soon as possible:

-  States and schools have different deadlines for student aid. Check the ["FAFSA® Deadlines"](#) page for more information.
-  You may need extra time to make corrections after you submit.

### Can't find [StudentFirstname]'s Form?

Read [\[help topic title\]](#).

 **Sign up for text alerts** to stay updated on our grant programs, loan forgiveness programs, repayment plans, and information about your loans.



This email was sent by: Office of Federal Student Aid  
U.S. Department of Education  
400 Maryland Ave, SW  
Washington, DC 20004, US

Please do not reply to this email. Messages sent to this email address are not monitored. If you need to contact us, please use the [StudentAid.gov](#) website. For more information about financial aid, visit [StudentAid.gov](#)

# Parent Status Center – My Activity

After successfully logging in, the parent is taken to their “My Activity” page. The parent sees an invitation to be a contributor on the student’s FAFSA® form.

The screenshot displays the 'My Activity' page on the Federal Student Aid website. At the top, there is a navigation bar with the 'Federal Student Aid' logo and links for 'FAFSA', 'Loans & Grants', 'Repayment', and 'Loan Forgiveness'. A search bar and a user profile icon labeled 'Alcina' are also present. The main content area is titled 'My Activity' and features a section for 'Currently Active' items. The first item is a large blue banner with the text: 'You have been requested to be a Contributor on a FAFSA for Raya Tran. The Free Application for Federal Student Aid (FAFSA) form helps students apply for federal grants, work-study, and loans.' To the right of this text is a graphic of the FAFSA logo with stylized figures. Below the banner are two buttons: 'Decline Invitation' and 'Get Started'. Below this banner are two other activity items: 'Borrower Defense Case #07688447' with a yellow 'Action Required' tag and 'Last Updated: 06/27/2022', and 'PSLF Application' with a yellow 'Action Required' tag, 'Last Updated: 06/22/2022', and a logo for 'The Peace Corps'.

# Dependent Student's Parent Provides Consent

This page informs the parent about consent and their federal tax information. By providing consent, the parent's federal tax information is transferred directly into the FAFSA® form from the IRS to help complete the Parent Financials section. The parent selects "Approve" to provide consent and is taken to the next page.

**FAFSA** FORM 2024-25 Parent of Raya Tran

Provide Consent or the Student Will Be Ineligible for Federal Student Aid

**Summary**  
Your consent is needed to retrieve and disclose federal tax information (FTI). With your consent, we can obtain tax return information automatically from the IRS to help you complete your section of the student's FAFSA® form. If you don't provide consent, the student will not be eligible for federal student aid, including grants and loans. You must provide consent even if you didn't file a U.S. federal tax return or any tax return at all.

- Get your 2022 tax return information for the 2024-25 FAFSA form.
- Tax return information is required to complete the FAFSA form.
- FTI is used to determine the student's eligibility for federal student aid.

Under penalty of law, I certify that I am the individual associated with the FSA ID log-in credentials used to access the FAFSA form to provide the necessary approval and consent for the disclosure and use of my federal tax information (FTI) from the U.S. Department of the Treasury. By accepting below, I approve and consent to:

- The U.S. Department of Education to disclose my Social Security number, last name, and date of birth to the U.S. Department of the Treasury in order to obtain my FTI only for the purpose of determining the eligibility for, and the amount of, federal student aid for myself or of others for which I participated and shared my FTI by a program authorized under subpart 1 of Part A, Part C, or Part D of Title IV of the Higher Education Act of 1965, as amended.
- The use of my FTI by U.S. Department of Education officials and contractors (as defined in 26 U.S.C. § 6109(i)(13)), only for the purpose of determining the eligibility for, and amount of, federal student aid for myself or of others for which I participated and shared my FTI by a program authorized under Title IV of the Higher Education Act of 1965, as amended.
- The U.S. Department of Education to redisclose my FTI received from the U.S. Department of the Treasury, pursuant to 26 U.S.C. 6109(i)(13)(D)(ii), which includes:
  - institutions of higher education participating in the federal student aid programs authorized under the Higher Education Act of 1965, as amended;
  - state higher education agencies; and
  - scholarship organizations designated prior to Dec. 19, 2019, by the Secretary of Education.
- The use of my FTI for the application, award, and administration of student aid awarded by the federal government, institutions of higher education, state higher education agencies, and designated scholarship organizations.
- The redisclosure of my FTI to any future 2024-25 FAFSA forms for which I elect to participate (e.g., if I elect to participate in my child's FAFSA form or to complete my own FAFSA form after participating in another FAFSA form). My FTI will be redisclosed to these additional applications upon my affirmation to participate. I understand that I may decline an invitation to participate, which will prevent the transfer of my FTI to that FAFSA form.



# Dependent Student's Parent Current Marital Status

The parent is asked about their current marital status. They select the "Married (not Separated)" option.

The screenshot shows the FAFSA 2024-25 interface for a parent of Raya Tran. The form is titled "Parent Current Marital Status" and is part of a three-step process: 1. Demographics, 2. Financials, and 3. Signature. The "Married (not Separated)" option is selected. The form includes a "Previous" button and a "Continue" button.

FAFSA<sup>®</sup> FORM 2024-25 Parent of Raya Tran Save FAFSA Menu

1 Demographics 2 Financials 3 Signature

Parent Current Marital Status

Single (Never Married)

Unmarried and both legal parents living together

Married (not Separated)

Remarried

Separated

Divorced

Widowed

Previous Continue

# Dependent Student's Parent Federal Benefits Received

This page asks the parent if they or anyone in their family has received federal benefits. The parent selects "None of these apply."

The screenshot shows the FAFSA 2024-25 'Parent of Dependent' form. The progress bar at the top indicates the 'Financials' section is active. The 'Federal Benefits Received' section contains the following text: 'Questions Don't Affect Federal Student Aid Eligibility' and 'Your answers to these questions will not affect the student's eligibility for federal student aid or these federal benefits.' Below this is a question: 'At any time during 2022 or 2023, did the parent or anyone in their family receive benefits from any of the following federal programs?' with a 'Select all that apply' instruction. A list of programs with checkboxes is shown: Earned Income Tax Credit (EITC), Federal Housing Assistance, Free or Reduced Price School Lunch, Medicaid, Refundable Credit for Coverage Under a Qualified Health Plan (QHP), Supplemental Nutrition Assistance Program (SNAP), Supplemental Security Income (SSI), Temporary Assistance for Needy Families (TANF), and Special Supplemental Nutrition Program for Women, Infants, and Children (WIC). The 'None of these apply' option is selected. 'Previous' and 'Continue' buttons are at the bottom.



# Dependent Student's Parent Tax Filing Status

This page asks the parent about their tax filing status. The parent selects "Yes" to "Did or will the parent file a 2022 joint tax return with their current spouse?"

The screenshot shows the FAFSA 2024-25 interface for a parent of Raya Tran. The page is titled "Parent Tax Filing Status" and asks, "Did or will the parent file a 2022 joint tax return with their current spouse?". The "Yes" radio button is selected. The page includes a progress bar with three steps: Demographics (completed), Financials (current), and Signature. There are "Previous" and "Continue" buttons at the bottom.

FAFSA<sup>®</sup> FORM 2024-25 Parent of Raya Tran Save FAFSA Menu

Demographics 2 Financials 3 Signature

**Parent Tax Filing Status**

Did or will the parent file a 2022 joint tax return with their current spouse?

Yes  No

Previous Continue

# Dependent Student's Parent Family Size

This page asks the parent if their family size has changed. The parent selects the "Yes" option.

**FAFSA** FORM 2024-25 Parent of Raya Tran Save FAFSA Menu

Demographics 2 Financials 3 Signature

### Family Size

Is the parent's family size different from the number of individuals claimed on their 2022 tax return?

Yes  No

The parent's family size is **3**  
Parent: 1 Other Parent: 1 Student: 1 Parent's Children and Other Dependents: 1

Enter the number of children or other dependents who live with the parent and will receive more than half of their support from the parent between July 1, 2024 and June 30, 2025?  
*Do not include the student applicant.*

1 ⓘ


Previous Continue

# Dependent Student's Parent Number in College

This page asks the parent how many people in the family will be in college between July 1, 2024, and June 30, 2025. The parent enters a response into the entry field.

The screenshot shows the FAFSA 2024-25 interface for a parent of Raya Tran. The progress bar indicates three steps: 1. Demographics (completed), 2. Financials (current step), and 3. Signature. The question is "Number in College" with the text: "How many people in the parent's family will be in college between July 1, 2024, and June 30, 2025? Do not include the parent." A text input field contains the number "1". At the bottom, there are "Previous" and "Continue" buttons.

No longer used in SAI calculations, but schools can still use for aid consideration.



NIAGARA  
UNIVERSITY

# Dependent Student's Parent Tax Return Information

The parent is asked questions about their 2022 tax return. The parent enters a response in each entry field.

FAFSA<sup>®</sup> FORM 2024-25 Parent of Raya Tran Save FAFSA Menu

1 Demographics 2 Financials 3 Signature

### Parent 2022 Tax Return Information

Refer to the parent's 2022 tax return to answer the following questions.  
Convert all currency to U.S. dollars.

Did the parent receive the Earned Income Tax Credit (EITC)?

Yes  No  Don't know

Amount of College Grants, Scholarships, or AmeriCorps Benefits Reported as Income to the IRS (optional)  
*The parent paid taxes on these grants, scholarships, or benefits. These usually apply to those renewing their FAFSA<sup>®</sup> form, not to first-time applicants.*

\$ 0 .00

Foreign Earned Income Exclusion

\$ 0 .00

Previous Continue

# Dependent Student's Parent Assets

The parent is asked about their assets.

The parent enters a response in each entry field.

Child Support received – use amount received for the last complete calendar year (as of the date filing the FAFSA).

**FAFSA** FORM 2024-25 Parent of Raya Tran Save FAFSA Menu

1 Demographics 2 Financials 3 Signature

**Annual Child Support Received**  
 Enter total amount received in child support for the last complete calendar year.  
 \$ 0 .00

**Parent Assets**

**Current Total of Cash, Savings, and Checking Accounts**  
 Don't include student financial aid.  
 \$ 10,000 .00

**Current Net Worth of Businesses and Investment Farms**  
 Enter the net worth of your businesses or for-profit agricultural operations. Net worth is the value of your businesses or farms minus any debts owed against them.  
 \$ 0 .00

**Current Net Worth of Investments, Including Real Estate**  
 Don't include the home you live in. Net worth is the value of your investments minus any debts owed against them.  
 \$ 5,000 .00

Previous Continue

# Dependent Student's Other Parent Information


The parent is asked to provide information about their spouse or partner.

**FAFSA** FORM 2024-25 Parent of Raya Tran Save FAFSA Menu

1 Demographics 2 Financials 3 Signature

### Other Parent's Information

Enter the following information about the other parent.

  
Other Parent

First Name

Last Name

Date of Birth  
Month Day Year

Social Security Number (SSN)  
 Show

Email Address

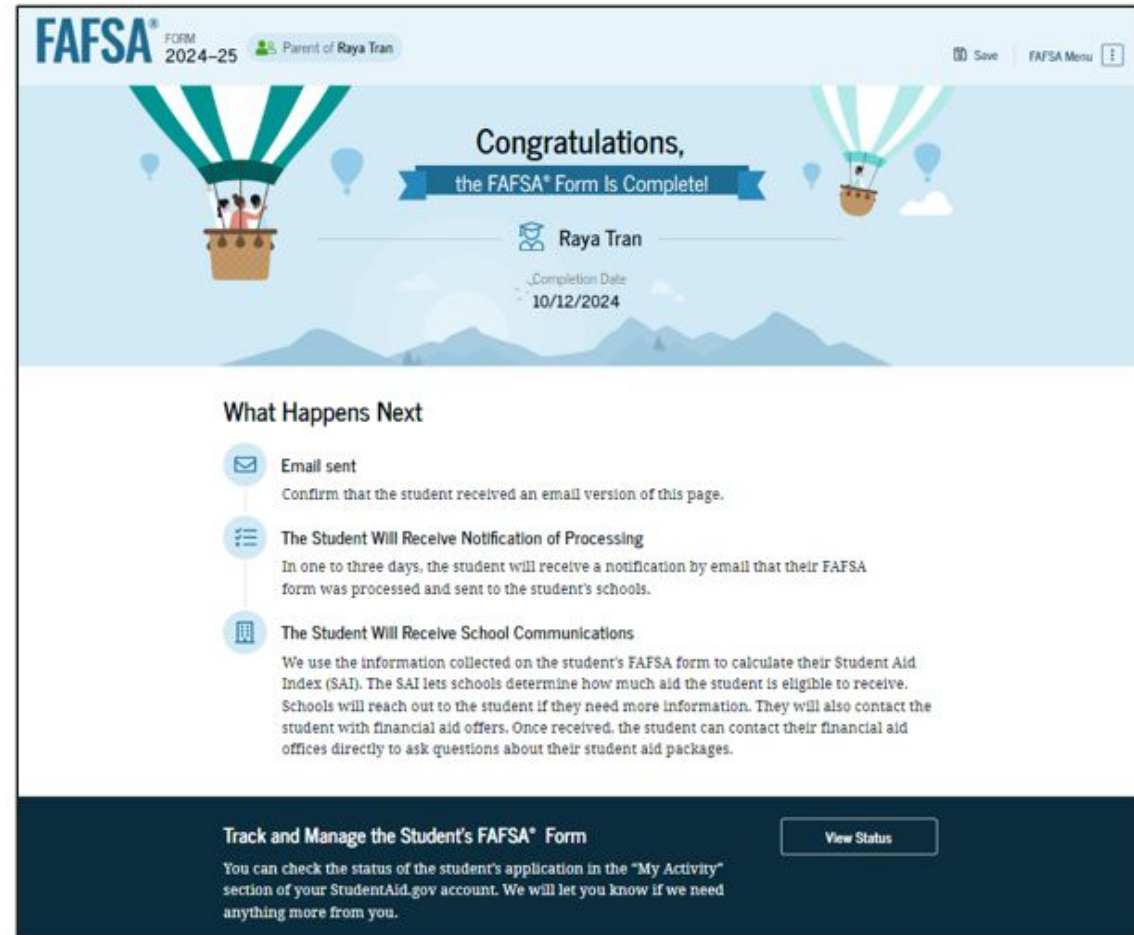
Confirm Email Address

Previous Continue



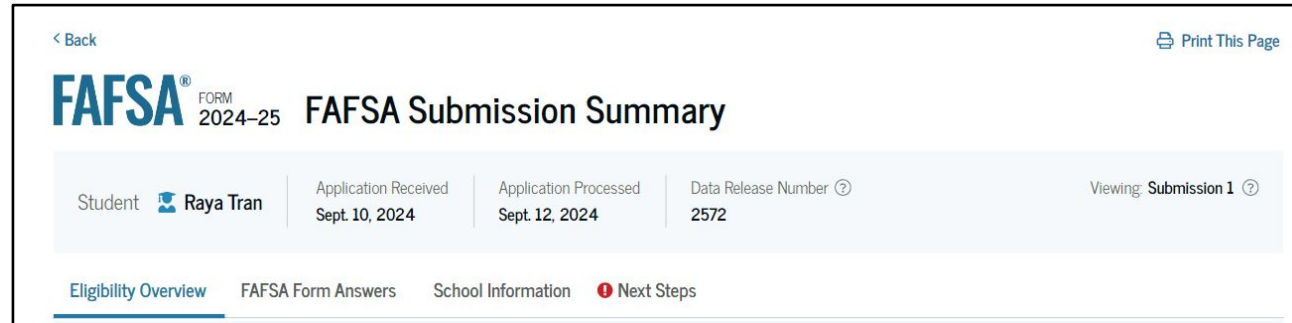
# Dependent Student FAFSA® Confirmation

Upon submitting the student's FAFSA® form, the parent is presented an abbreviated confirmation page. This page displays information about tracking the student's FAFSA form and next steps. The student will receive an email with the full, detailed confirmation. With the student and parent sections completed and signed, the FAFSA form is now considered complete and submitted for processing.






# FAFSA Submission Summary Landing Page

The student receives a FAFSA Submission Summary for their processed FAFSA® form and any subsequent corrections that they submit. The FAFSA Submission Summary is broken into four tabs: Eligibility Overview, FAFSA Form Answers, School Information, and Next Steps. At the top, the student will see information about when their form was received and processed. They also have the option to print their FAFSA Submission Summary to keep for their records.



The screenshot shows the FAFSA Submission Summary landing page. At the top left, there is a '< Back' link. At the top right, there is a 'Print This Page' icon. The main heading is 'FAFSA® FORM 2024-25 FAFSA Submission Summary'. Below this, there is a table with the following information:

Student  Raya Tran	Application Received Sept. 10, 2024	Application Processed Sept. 12, 2024	Data Release Number  2572	Viewing: Submission 1 
---	--	---	---	---

At the bottom, there are four tabs: 'Eligibility Overview' (underlined), 'FAFSA Form Answers', 'School Information', and 'Next Steps' (with a red dot icon).



# Eligibility Overview

On the Eligibility Overview tab, the student sees information about what federal student aid they may be eligible for, such as a Federal Pell Grant and Federal Direct Loans. They are also able to view the Student Aid Index. Any amounts of financial aid that display on this tab are estimates and are not guaranteed. Final determination of the student's financial aid eligibility is provided by their school's financial aid office.

[Eligibility Overview](#)   [FAFSA Form Answers](#)   [School Information](#)   [Next Steps](#)

---

### Estimated Federal Student Aid

**Federal Pell Grant** ⓘ

A **Federal Pell Grant** is awarded to undergraduate students who have financial need and who have not earned a degree or are in a teacher certification program. Federal Pell Grants don't need to be repaid.

Up to **\$4,556**

---

**Federal Direct Loans** ⓘ

A **federal direct loan** is money lent by the government to you that you must repay with interest.

Up to **\$4,556**

---

**Federal Work-Study** ⓘ

Federal **Work-Study** is a way for students to earn money to pay for school through part-time jobs on or off campus.

You May Be Eligible

---

*Amounts shown here are only estimates of federal student aid based on full-time enrollment and the average cost of attendance. Your school will determine how much student aid to offer you, which may include additional aid from your school or state.*

[Learn more about financial aid](#)

💡

**Keep in mind, this is only an estimate**

Always refer to your school's financial aid offer for a final determination of financial aid available.



# Eligibility Overview (Continued)

## Your Student Aid Index (SAI)

Your SAI is a number used by your school to determine your federal student aid eligibility and to build your financial aid offer

-355 ?

[What does this mean?](#)



# School Information

On the School Information tab, the student sees information about the college(s) and/or career school(s) that they selected to send their FAFSA<sup>®</sup> information. The student can compare the graduation rate, retention rate, transfer rate, default rate, median debt upon completion, and average annual cost of their selected schools.

Eligibility Overview FAFSA Form Answers **School Information** 1 Next Steps

**Find an Affordable School**  
Many schools offer the opportunity to attend college affordably. Learn about the costs and benefits associated with the schools you listed on your form.

[Learn More on College Scorecard](#) Showing results for family income between **\$0-\$30,000** ▼

School Name	Graduation Rate <span style="font-size: small;">?</span>	Retention Rate <span style="font-size: small;">?</span>	Transfer Rate <span style="font-size: small;">?</span>	Default Rate <span style="font-size: small;">?</span>	Median Debt Upon Completion <span style="font-size: small;">?</span>	Average Annual Cost <span style="font-size: small;">?</span>
George Washington University	15%	89%	26%	64%	\$56,000	\$102,000
University of North Carolina, Chapel Hill	26%	76%	25%	34%	\$24,000	\$38,000
University of California, North Ridge	55%	65%	35%	15%	\$19,000	\$24,000

[View All](#) ▼





# After the FAFSA submission

Each school will receive the FAFSA electronically within 3-5 business days.

You will see a range of when offer letters are sent out – January-April.



NIAGARA  
UNIVERSITY

# What is Cost of Attendance (COA)

- Direct costs
- Indirect costs
- Direct and indirect costs combined into cost of attendance
- Varies widely from college to college

# What is the Student Aid Index (SAI)

- Amount family can reasonably be expected to contribute
- Stays the same regardless of college
- Two components
  - Parent contribution
  - Student contribution
- Calculated using data from a federal application form and a federal formula



NIAGARA  
UNIVERSITY

# What is Financial Need

Cost of Attendance

– Student Aid Index

= Financial Need



NIAGARA  
UNIVERSITY

# Types of Financial Aid

- Scholarships
- Grants
- Loans
- Employment



# Sources of Financial Aid

- Federal government
- States
- Colleges/Universities
- Private sources
- Civic organizations and churches
- Employers



**NIAGARA  
UNIVERSITY**

# Federal Government

- Largest source of financial aid
- Aid awarded primarily on the basis of financial need
- Must apply every year using the Free Application for Federal Student Aid (FAFSA)



NIAGARA  
UNIVERSITY

# Common Federal Aid Programs


- Federal Pell Grant
- Teacher Education Assistance for College and Higher Education Grant (TEACH)
- Federal Supplemental Educational Opportunity Grant
- Federal Work-Study
- Subsidized and Unsubsidized Loans
- PLUS Loans



# State Aid Programs

- Residency requirements
- Award aid on the basis of both merit and need
- Use information from the FAFSA
- Deadlines vary by state; check paper FAFSA or FAFSA on the Web site

NYS: Tuition Assistance Program (TAP), Academic Excellence, Excelsior, etc.



**NIAGARA**  
**UNIVERSITY**

# Private Sources/Employers

- Foundations, businesses, charitable organizations
- Deadlines and application procedures vary widely
- Begin researching private aid sources early
- Companies may have scholarships available to the children of employees
- Companies may have educational benefits for their employees



NIAGARA  
UNIVERSITY



# Special Conditions/Appeals

- If income or situation has changed since 2022 – contact school. May be able to perform a Professional Judgement.
- Even if nothing has changed, you can still ask the school for additional funds.


## Financial Aid Award Letter Worksheet

Use the information from your financial aid offer letters to determine the net cost to you and your parent(s).

	SCHOOL 1	SCHOOL 2	SCHOOL 3	SCHOOL 4
College or University Name				
<b>Direct Charges</b> Tuition and Fees Room and Board				
<b>Grants and Scholarships</b>				
Federal Pell Grant				
State Grant				
Other Grants and Scholarships				
<b>Total Grants and Scholarships</b>				
Work-Study Program*				
<b>Loans</b>				
Federal Direct				
<b>Total Loans</b>				
<b>Total Financial Aid Award</b> Total Grants and Scholarships + Work-Study + Total Loans =				

Total Direct Charges \$ \_\_\_\_\_ \$ \_\_\_\_\_ \$ \_\_\_\_\_ \$ \_\_\_\_\_  
 - Total Financial Aid \$ \_\_\_\_\_ \$ \_\_\_\_\_ \$ \_\_\_\_\_ \$ \_\_\_\_\_  
 = Net Cost to Attend \$ \_\_\_\_\_ \$ \_\_\_\_\_ \$ \_\_\_\_\_ \$ \_\_\_\_\_

\*Although work-study is part of your financial aid package, it must be earned by working at a job while you are in school.



**NIAGARA  
UNIVERSITY**



**THE power  
OF niagara**  
CONFIDENCE CLARITY • PURPOSE



**NIAGARA  
UNIVERSITY**



**Thank You!**



**NIAGARA  
UNIVERSITY**