



MSD Washington Township (IN)





Grades 6-12
Fall 2024



Report created by
Panorama Education



Summary

Topic Description	Results	Benchmark
Learning Strategies How well students deliberately use strategies to manage their own learning processes generally.	50% ▲ 3 since last survey	 0th - 19th percentile compared to others nationally
Positive Feelings How frequently students feel positive emotions.	52% ▲ 4 since last survey	 20th - 39th percentile compared to others nationally
Social Awareness How well students consider the perspectives of others and empathize with them.	46% ▼ 6 since last survey	 0th - 19th percentile compared to others nationally
Supportive Relationships How supported students feel through their relationships with friends, family, and adults at school.	84% ▲ 2 since last survey	 60th - 79th percentile compared to others nationally

5,283 responses



Learning Strategies

Your average

50%

5,283 responses

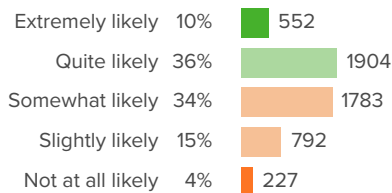
Change

▲ 3

since last survey

How did people respond?

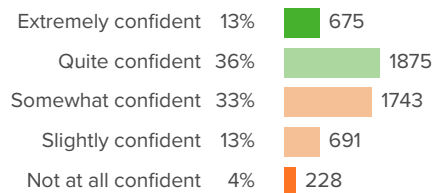
Q.1: When you get stuck while learning something new, how likely are you to try a different strategy?



▲ 4 from last survey

Favorable: 47%

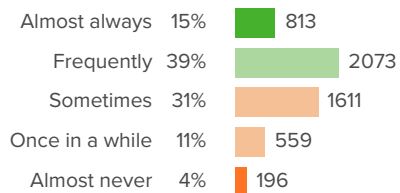
Q.2: How confident are you that you can choose an effective strategy to get your schoolwork done well?



▲ 3 from last survey

Favorable: 49%

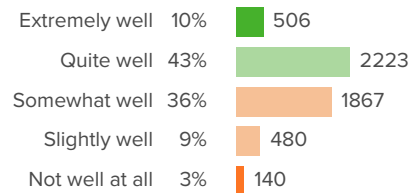
Q.3: Before you start on a challenging project, how often do you think about the best way to approach the project?



▲ 3 from last survey

Favorable: 55%

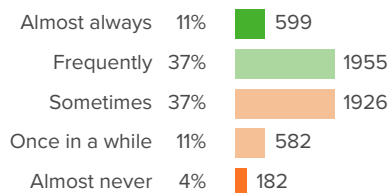
Q.4: Overall, how well do your learning strategies help you learn more effectively?



▲ 3 from last survey

Favorable: 52%

Q.5: How often do you use strategies to learn more effectively?



▲ 4 from last survey

Favorable: 49%



Positive Feelings

Your average

52%

5,283 responses

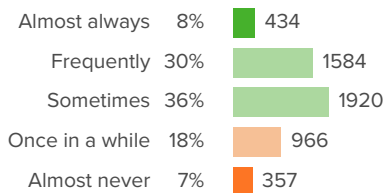
Change

▲ 4

since last survey

How did people respond?

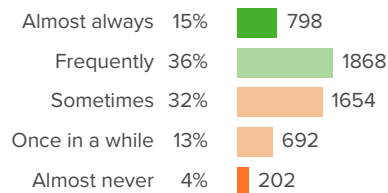
Q.1: During the past week, how often did you feel excited?



▲ 3 from last survey

Favorable: 75%

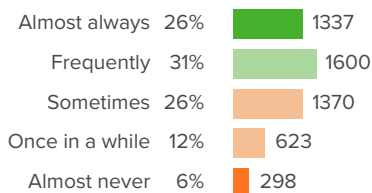
Q.2: During the past week, how often did you feel happy?



▲ 5 from last survey

Favorable: 51%

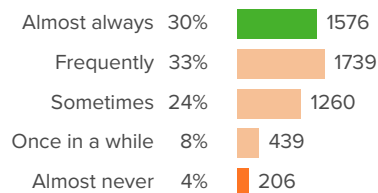
Q.3: During the past week, how often did you feel loved?



▲ 3 from last survey

Favorable: 56%

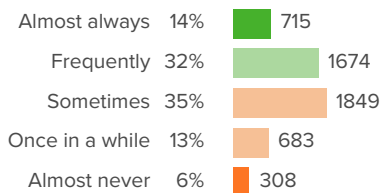
Q.4: During the past week, how often did you feel safe?



▲ 3 from last survey

Favorable: 30%

Q.5: During the past week, how often did you feel hopeful?



▲ 5 from last survey

Favorable: 46%



Social Awareness

Your average

46%

5,283 responses

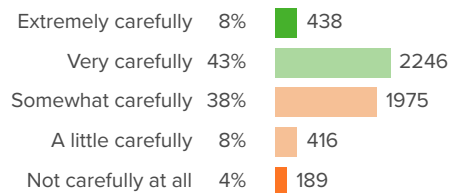
Change

▼ **6**

since last survey

How did people respond?

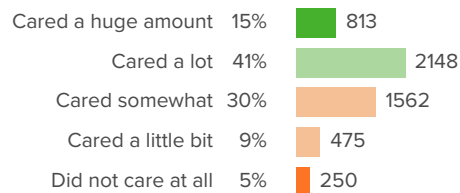
Q.1: During the past two weeks, how carefully did you listen to other people's opinions?



▼ **14** from last survey

Favorable: **51%**

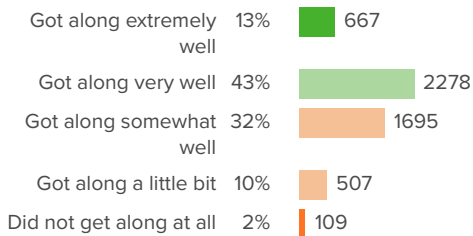
Q.2: During the past two weeks, how much did you care about other people's feelings?



▼ **7** from last survey

Favorable: **56%**

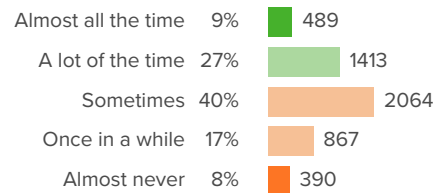
Q.3: During the past two weeks, how well did you get along with students who are different from you?



▼ **8** from last survey

Favorable: **56%**

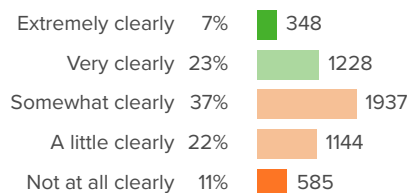
Q.4: During the past two weeks, how often did you compliment others' accomplishments?



▼ **10** from last survey

Favorable: **36%**

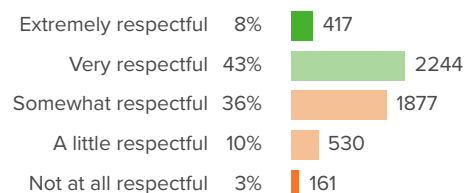
Q.5: During the past two weeks, how clearly were you able to describe your feelings?



▲ **2** from last survey

Favorable: **30%**

Q.6: During the past two weeks, when others did not agree with you, how respectful were you of their opinions?



▼ **2** from last survey

Favorable: **51%**

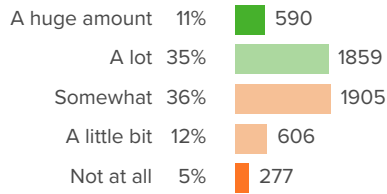


MSD Washington Township (IN)

"Fall 2024 Panorama Social-Emotional Learning: Student Competency & Well-Being Measures 24/25, Grades 6-12"



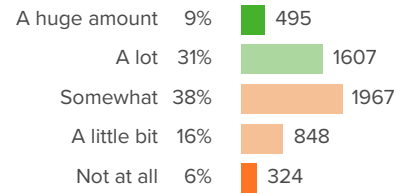
Q.7: During the past two weeks, how much were you able to stand up for yourself without putting others down?



▼ 2 from last survey

Favorable: **47%**

Q.8: During the past two weeks, how much were you able to disagree with others without starting an argument?



▼ 5 from last survey

Favorable: **40%**



Supportive Relationships

Your average

84%

5,283 responses

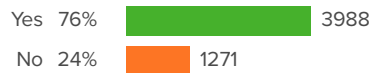
Change

▲ 2

since last survey

How did people respond?

Q.1: Do you have a teacher or other adult from school who you can count on to help you, no matter what?



▲ 2 from last survey

Favorable: **76%**

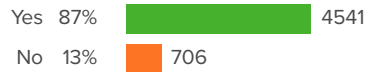
Q.2: Do you have a family member or other adult outside of school who you can count on to help you, no matter what?



▲ 2 from last survey

Favorable: **93%**

Q.3: Do you have a friend from school who you can count on to help you, no matter what?



▲ 3 from last survey

Favorable: **87%**

Q.4: Do you have a teacher or other adult from school who you can be completely yourself around?



▲ 2 from last survey

Favorable: **68%**

Q.5: Do you have a family member or other adult outside of school who you can be completely yourself around?



▲ 2 from last survey

Favorable: **90%**

Q.6: Do you have a friend from school who you can be completely yourself around?



▲ 2 from last survey

Favorable: **91%**