



# **MSD Washington Township (IN)**





**Grades 3-5**  
**Fall 2024**



Report created by  
Panorama Education



## Summary

Topic Description	Results	Benchmark
<b>Positive Feelings</b> How frequently students feel positive emotions.	<b>65%</b> ▲ 3 since last survey	 20th - 39th percentile compared to others nationally
<b>Self-Efficacy</b> How much students believe they can succeed in achieving academic outcomes.	<b>47%</b> ▼ 11 since last survey	 0th - 19th percentile compared to others nationally
<b>Social Awareness</b> How well students consider the perspectives of others and empathize with them.	<b>59%</b> ▼ 6 since last survey	 20th - 39th percentile compared to others nationally
<b>Supportive Relationships</b> How supported students feel through their relationships with friends, family, and adults at school.	<b>89%</b> ▼ 1 since last survey	 60th - 79th percentile compared to others nationally

2,259 responses



## Positive Feelings

Your average

**65%**

2,259 responses

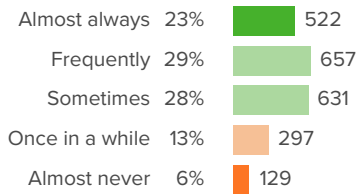
Change

**▲ 3**

since last survey

How did people respond?

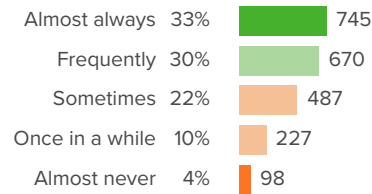
**Q.1: During the past week, how often did you feel excited?**



▲ 5 from last survey

Favorable: **81%**

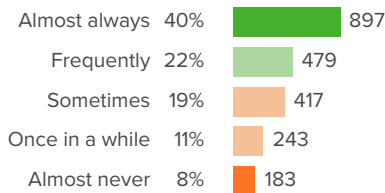
**Q.2: During the past week, how often did you feel happy?**



▲ 6 from last survey

Favorable: **64%**

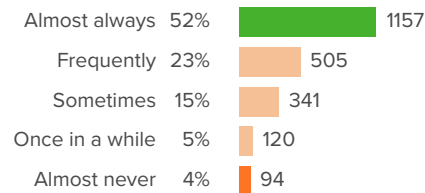
**Q.3: During the past week, how often did you feel loved?**



▲ 0 from last survey

Favorable: **62%**

**Q.4: During the past week, how often did you feel safe?**



▲ 2 from last survey

Favorable: **52%**



## Self-Efficacy

Your average

**47%**

2,259 responses

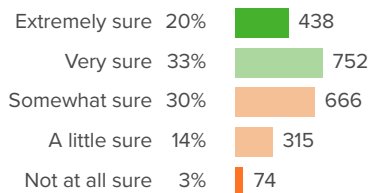
Change

▼ **11**

since last survey

How did people respond?

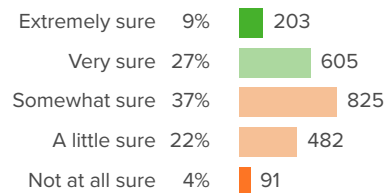
**Q.1: How sure are you that you can complete all the schoolwork that is given to you?**



▼ **13** from last survey

Favorable: **53%**

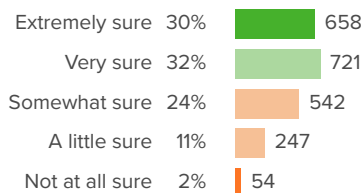
**Q.2: When complicated ideas are discussed in class, how sure are you that you can understand them?**



▼ **14** from last survey

Favorable: **37%**

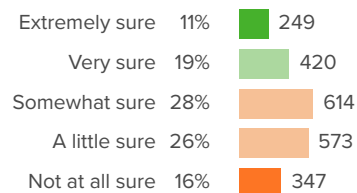
**Q.3: How sure are you that you can learn all the subjects taught in your classes?**



▼ **4** from last survey

Favorable: **62%**

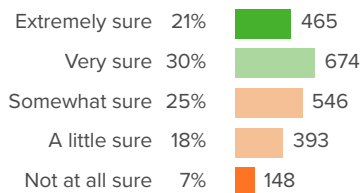
**Q.4: How sure are you that you can do the hardest schoolwork that is given to you?**



▼ **17** from last survey

Favorable: **30%**

**Q.5: How sure are you that you will remember what you learned in your current classes, next year?**



▼ **9** from last survey

Favorable: **51%**



## Social Awareness

Your average

**59%**

2,259 responses

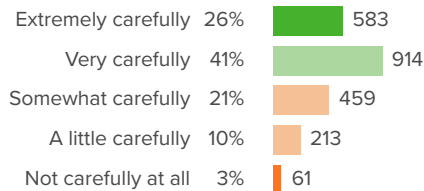
Change

▼ **6**

since last survey

### How did people respond?

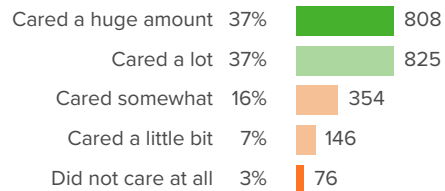
**Q.1: During the past two weeks, how carefully did you listen to other people's opinions?**



▼ **7** from last survey

Favorable: **67%**

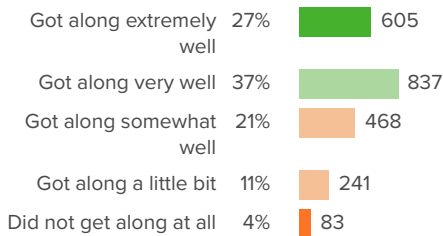
**Q.2: During the past two weeks, how much did you care about other people's feelings?**



▼ **6** from last survey

Favorable: **74%**

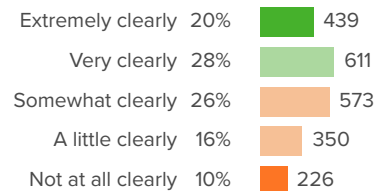
**Q.3: During the past two weeks, how well did you get along with students who are different from you?**



▼ **6** from last survey

Favorable: **65%**

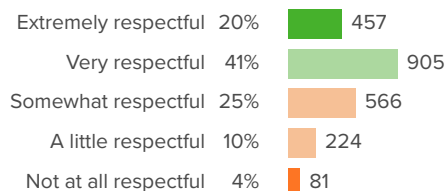
**Q.4: During the past two weeks, how clearly were you able to describe your feelings?**



▼ **2** from last survey

Favorable: **48%**

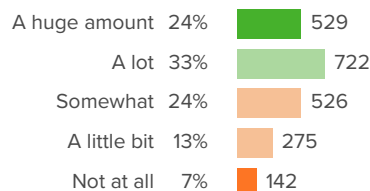
**Q.5: During the past two weeks, when others did not agree with you, how respectful were you of their opinions?**



▼ **5** from last survey

Favorable: **61%**

**Q.6: During the past two weeks, how much were you able to stand up for yourself without putting others down?**



▼ **3** from last survey

Favorable: **57%**

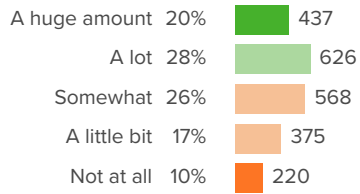


## MSD Washington Township (IN)

"Fall 2024 Panorama Social-Emotional Learning: Student Competency & Well-Being Measures 24/25, Grades 3-5"



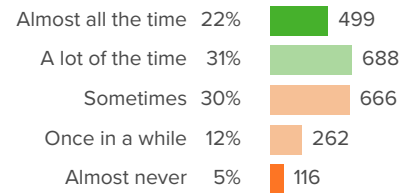
**Q.7: During the past two weeks, how much were you able to disagree with others without starting an argument?**



▼ 9 from last survey

Favorable: **48%**

**Q.8: During the past two weeks, how often did you compliment others' accomplishments?**



▼ 10 from last survey

Favorable: **53%**



## Supportive Relationships

Your average

**89%**

2,259 responses

Change

▼ **1**

since last survey

How did people respond?

**Q.1: Do you have a teacher or other adult from school who you can count on to help you, no matter what?**

Yes	90%	<div></div>	2017
No	10%	<div></div>	218

▲ **0** from last survey

Favorable: **90%**

**Q.2: Do you have a family member or other adult outside of school who you can count on to help you, no matter what?**

Yes	92%	<div></div>	2012
No	8%	<div></div>	174

▼ **2** from last survey

Favorable: **92%**

**Q.3: Do you have a friend from school who you can count on to help you, no matter what?**

Yes	85%	<div></div>	1900
No	15%	<div></div>	323

▼ **2** from last survey

Favorable: **85%**