



MOUNTAIN BROOK
SCHOOLS
effective | challenging | engaging

Student Assessment Report

2021

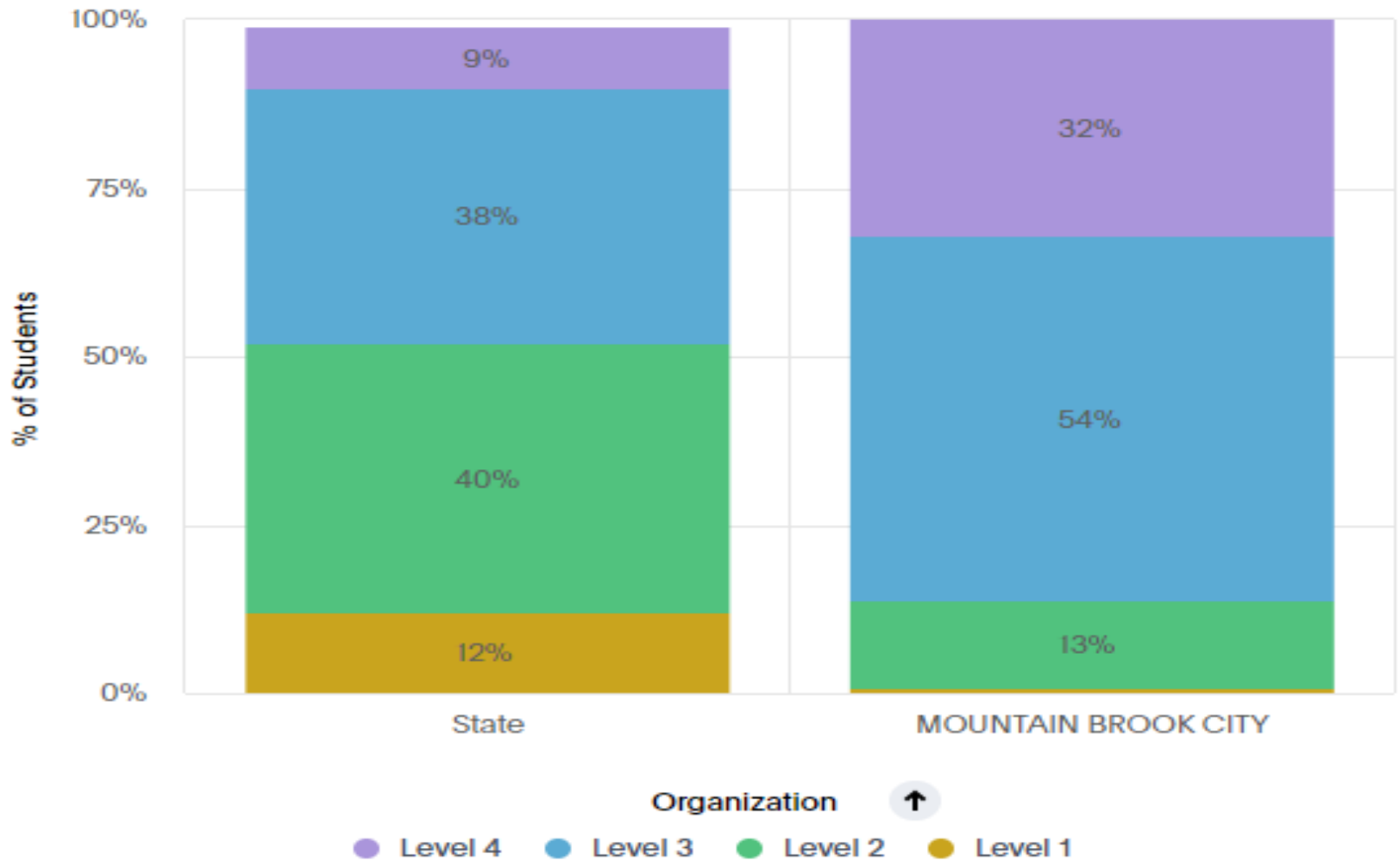
ACAP Summative

- **State Mandated in 2020**
- **COVID-19 – no testing in 2020**
- **Testing in spring of 2021**

- **Reading and Math assessment for grades 2-8**
- **Science assessment in grades 4, 6 and 8.**

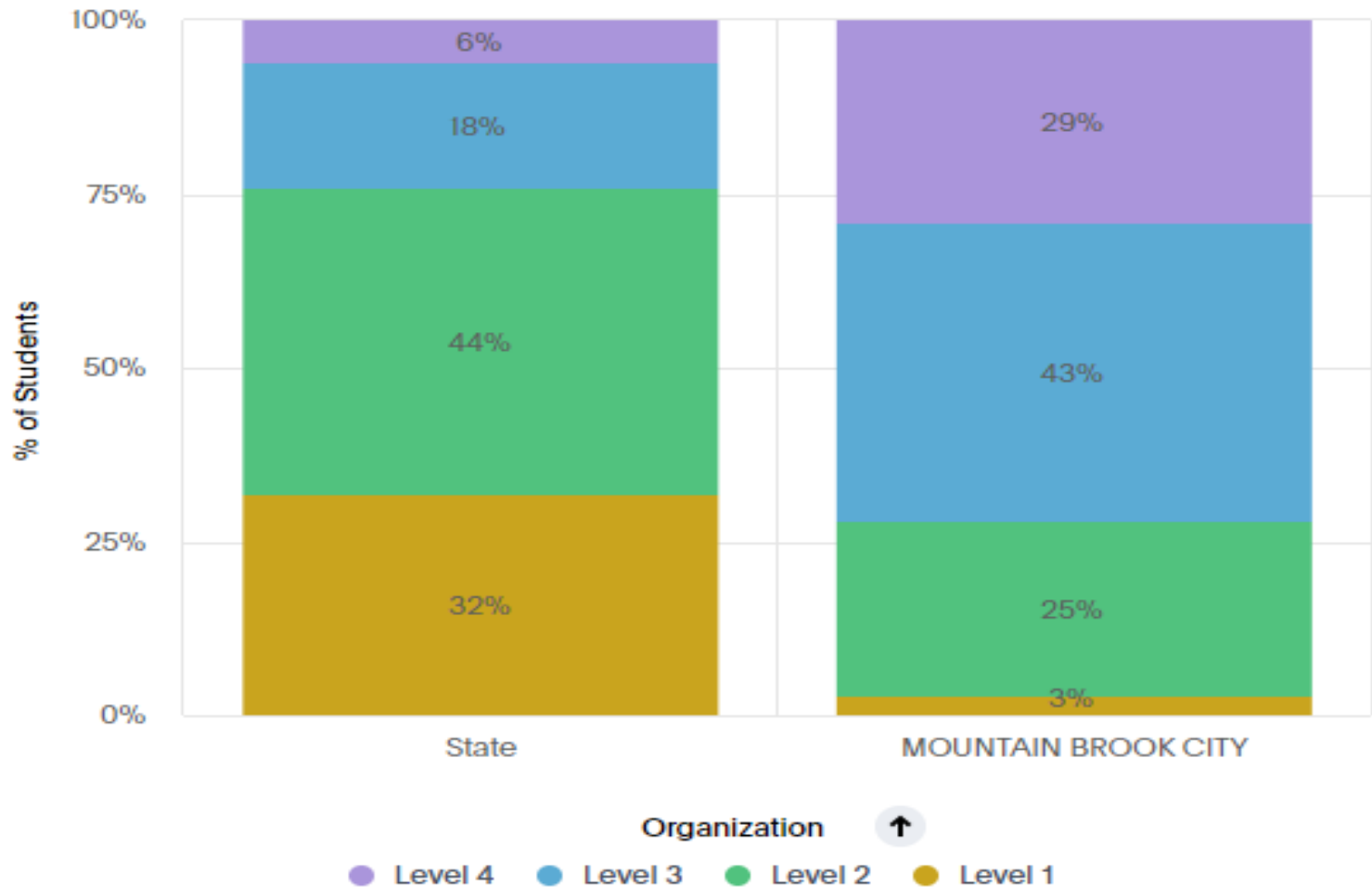
ACAP – English/Language Arts

Summary of Performance by State and District



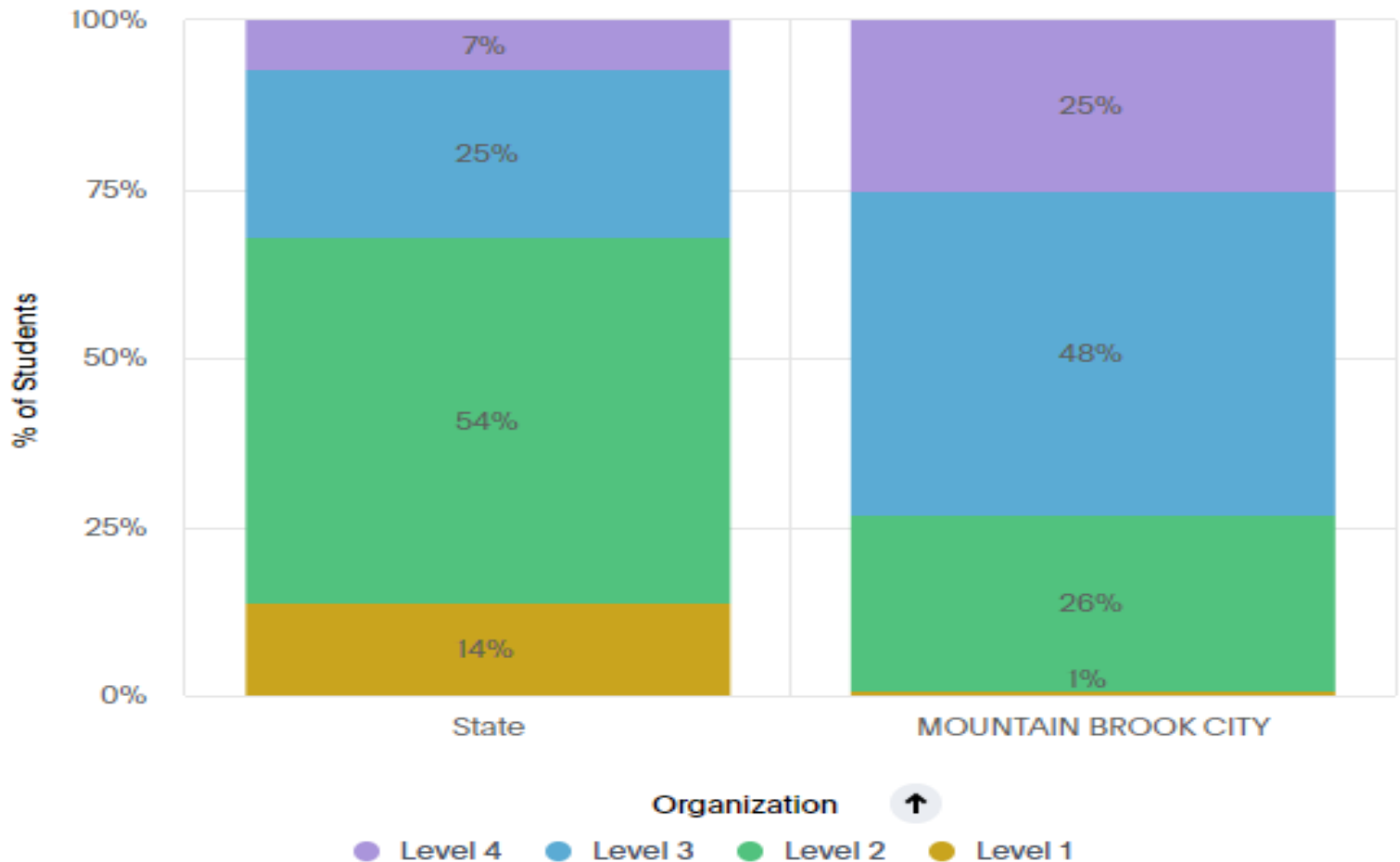
ACAP - Mathematics

Summary of Performance by State and District



ACAP – Science (grades 4,6,8)

Summary of Performance by State and District



ACT

- **PreACT given to sophomores in the fall**
- **ACT plus Writing given to juniors in the spring**

PreACT

Fall 2020 (10th graders)

(Average Score on a Scale of 1-35)

	<u>MBHS Average</u>	<u>National Average</u>
October 2019	21.9	17.9
October 2020	22.1	18.7

ACT plus Writing 2021

(Average Score on a Scale of 1-36)

State Average

National Average

MBHS Average

2020

19.1

20.8

25.3

2021

18.9

20.7

25.3

College Board

- The College Board is a mission-driven not-for-profit organization that hopes to connect students to college success and opportunity. It was created to expand access to higher education.
- Each year, the College Board helps students prepare for a successful transition to college through programs and services in college readiness.

College Board

- **PSAT – National Merit Scholar**
Qualifying exam for juniors; practice for sophomores
- **SAT – College entrance exam for those who choose to take it**
- **AP Classes and exams available for students in grades 9-12**

PSAT

(Average Score - Top Score is 1520)

	<u>National Average</u>	<u>MBHS Average</u>
2020	920	1091
2019	1010	1124
2018	1014	1165
2017	1018	1151

Advanced Placement Courses

- **Courses offered at high school level that can be taken for college credit**
- **Test given at the end of the course to determine if college credit is earned**
- **30 AP courses tested**

Advanced Placement Courses

Number of MB Student exams with each score

	<u>2021</u>	<u>2020</u>	<u>2019</u>	<u>2018</u>
5	228	234	181	262
4	352	356	360	330
3	348	355	338	297
2	153	138	105	145
1	37	39	21	20
Total	<u>1118</u>	<u>1122</u>	<u>1005</u>	<u>1054</u>
Total exams w/ 3,4, 5	928	943	879	889
	83%	84%	88%	84%

Advanced Placement Exams 2020

**Total % 3
or higher**

Global

**Mountain
Brook**

2021

64%*

83%

2020

64%*

84%