

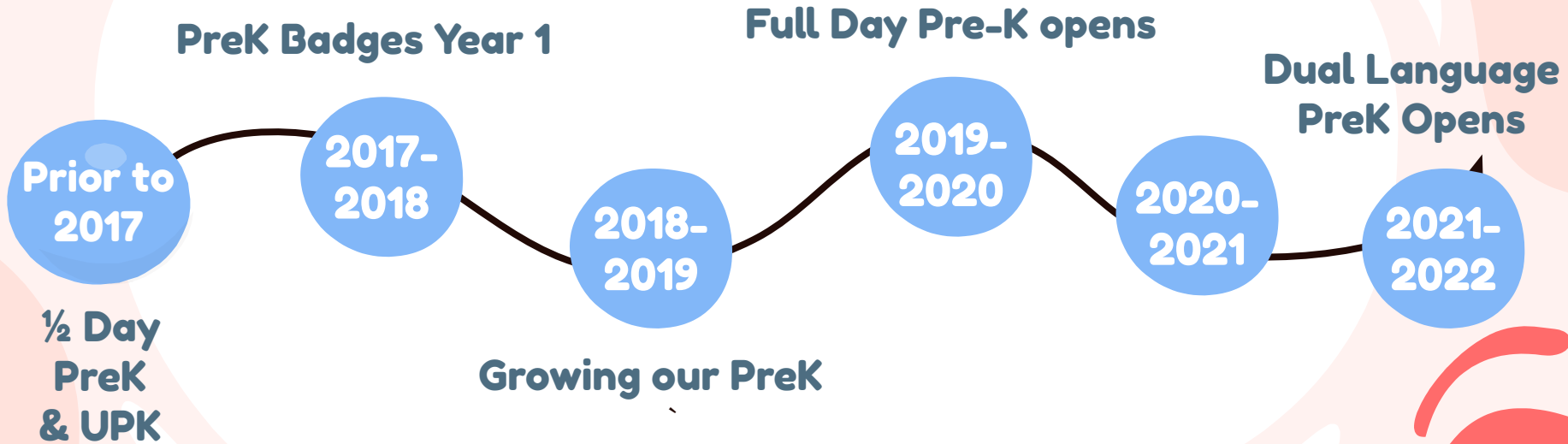
The background is a vibrant, light pink color with various colorful shapes and illustrations. On the left, a young boy with dark skin and black hair is jumping joyfully, wearing a yellow shirt and blue pants. On the right, a young girl with black hair is jumping, wearing a white shirt and blue shorts. The background is decorated with several colorful puzzle pieces (orange, red, blue, yellow), a red ball, a blue ball, and a large yellow sun-like shape in the top right corner. The text is centered in a white, cloud-like shape.

Mineola UFSD Board of Education Meeting:

Pre-K

A look at our full day Pre-K
January 20, 2022

Pre-K in Mineola Over the Years



Teacher Testimonial



"PreK is an opportunity to learn about life outside of home... learning about school and learning about learning. Three and four year olds learn through experience. Learners this age need to be fully engaged in their work, which is play, experimentation, and socialization. At this age all learners are language learners. They are building their vocabulary and use of language based on their experiences, too. In a full day PreK program learners from all different socioeconomic backgrounds, different cultures, different experiences are given an equal opportunity to become fully immersed in an environment where they can practice what they are taught, play out their ideas, experiment with language while adults can help them grow. Half day programs can expose learners to many things. However, without time learners are not able to live through the experiences of a full day program and do it with their peers. The greatest gift you can give a child is time. Full day PreK programs give that gift!"

-PK teacher

Parent Testimonials

“We felt so fortunate to have the opportunity to send our youngest son to full day Pre K. This meant he did not have to go to a private program to supplement the day as we both worked. It was a huge benefit not only financially, but emotionally, mentally and physically for him as well...**He loved being in a “big” school just like his older siblings and adapted effortlessly to the full day routine because he had so much fun.**”

“As a working mother, full day Pre-K was the answer to my prayers. Not only did it save me money on a daycare/babysitter, but **I knew my child was in a safe, happy environment with nurturing teachers and aides while learning and playing alongside peers...**He learned many things last year including the **parts of the brain** and how they work together.”

Half day to full day

8:40	Arrival and Tabletop activities
9:00	Morning Meeting
9:20	Pre-Literacy Skills
9:30	Journal
9:40	Read Aloud
10:00	Centers (Snack)
11:00	Dismissal

9:00	Arrival and Tabletop activities
9:20	Morning Meeting
9:30	Read Aloud
9:40	Pre-Literacy Skills
10:00	Play-based Literacy Centers (Snack)
10:50	Outdoor Play & Discovery
11:20	Small group activities
12:30	Lunch/Recess
1:30	Rest
2:00	Journal and Tabletop activities OR Special
2:20	Closing Circle
2:30	Dismissal



Enrollment:

	2017-18 (½ day program and full day UPK- lottery)	2018-19 (½ day program and full day UPK- lottery)	2019-20 (first year full day in all 3 buildings)	2020-21 ("re-open", virtual option available)	2021-22 (Dual language option available to 20 learners)
Hampton Street	49	43	60*	48**	45
Meadow Drive	54	34	86*	57**	58
Willis Avenue	54	54	54	54	UPK- 54 Dual Language- 20
Totals	157	131	200	159	177

*Overall larger grade level (additional section)

** 32 Virtual learners by the end of the year (started with 40)

Videos of PreK in action






Mineola mindset starts in Pre-K



1. "I am a learner!"



2. Earning "Fluffballs"



Adopting the Language & Shifting Mindsets

Teaching Metacognition and brain mechanics: How my brain works:

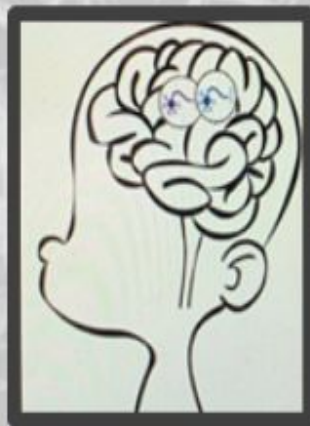
★ Teaching parts of the brain:

- Cerebrum- Thinking
- Cerebellum- Balance
- Amygdala- Emotions
- Hippocampus- Memory



★ Neurons

- "Buzzing our neurons"
- "Connecting neurons"



to getting smarter:

Step 1: Cultivating Self-Efficacy- Recognizing a challenge as an opportunity to get smarter.

- ★ "I'm curious, POP!": The more curious you are, the more curious you will be. POP! A new challenge, you will "get better"

Step 2: Cultivating Agency- The challenge makes the new so they can connect.

- ★ Effective Effort: Choosing to take effort.


Step 3: Cultivating Resilience pathways by practicing and trying.

- ★ When we practice, we create new pathways and ZAP!



"Mommy was making breakfast and I helped. It was hard. First time, the shell went in the bowl. I was mad at myself. I tried again and I did it the right way."

"My mom didn't really help me, she just told me what I could do to get better"



"I learned to safely cut a cucumber. I feel proud. It was a little bit hard. I tried and tried... and then I tried it some more and cut it!"

"I made my brain like super duper smarter. I'm always smart you know, but I was trying my best and it was REALLY hard. So like, now I'm SO, SO super duper smart"



Play-based Curriculum

Creative Curriculum

Research-based
Exploration/discovery
Focus on confidence,
creativity, and critical
thinking
Developmentally
appropriate
Designed for children with
diverse backgrounds and
skill levels

Specials & Hands-On Learning

STEAM, Library,
Interest-Based Learning
time, PE, unplugged
coding, and more!



Pre-Literacy Skills

Systematic phonics,
pre-reading skills:
rhyme, letter
identification, learning
through listening,
language and literacy
immersion!

Making Curriculum Come to Life

Janine Miller @MsMiller_J · Jan 6

These Pre-K learners have been growing neurons 🧠 exploring our new unit about clothing. 🇺🇸 @Hampton_Street #mineolaproud



👍 21

Mary LoCascio and Joann Sousa liked



Janine Miller @MsMiller_J · 19h

Today we got creative and made groups based on types of clothing, features, and shoes. I am #mineolaproud of these learners for working together! 🇺🇸 @Hampton_Street



👍 15



Mrs. Hazel @MrsHazel106

Grand opening of Bubbles Laundromat with our first satisfied customer @MeadowDrMineola 🧺👗
We offer an in-house doctor and write you kind letters while you wait.
#creativecurriculum #MineolaProud #mineolapregrows





The PreK Badge Book

From digital badges
to a sticker book!



My Pre-K Badge Book



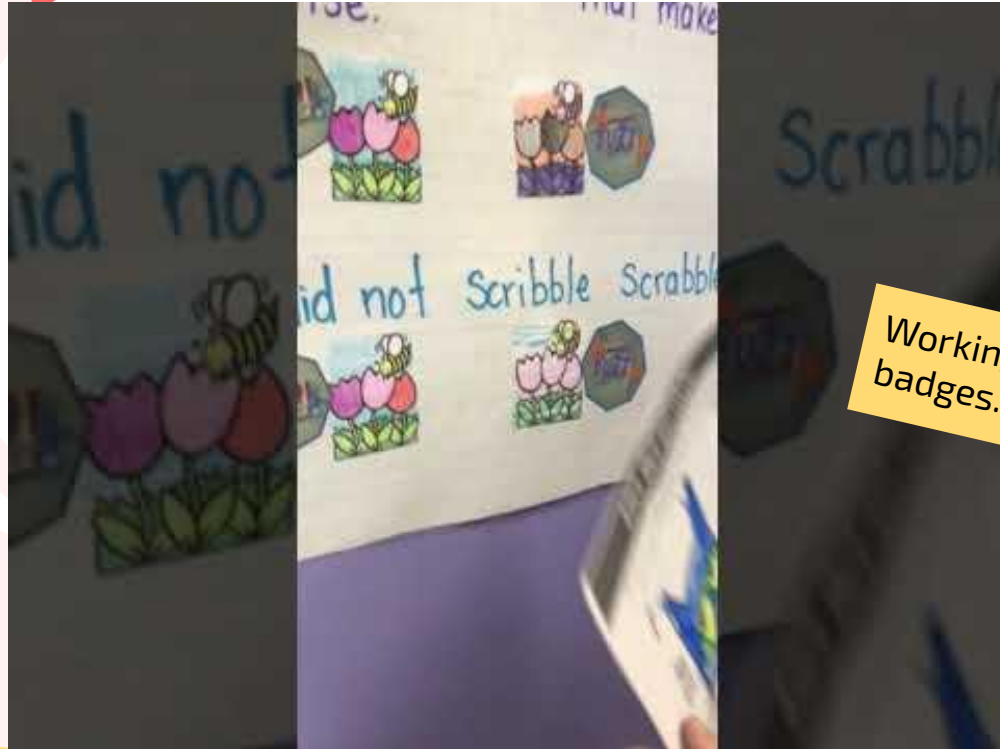
Artwork by Evelyn Ku

Student Name _____

Teacher _____

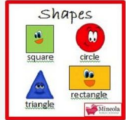
Calendar Year _____

Badges and Reflection on Learning in PK



Working on our skills to earn badges. Pop, buzz, zap!

Pre-K then & now



Shapes

- Description:

This badge is awarded to students who can identify a square, circle, rectangle, and triangle.

- Criteria:

For this badge, the student should be able to identify a square, circle, rectangle and triangle.

Who earned this badge in this community



Jeremot Alvarenga Ramirez31
Earned on 11 Jun '18, 10:02



Emma Diaz31
Earned on 11 Jun '18, 10:02



Kimberly Salmeron Munoz31
Earned on 20 Mar '18, 12:08



Christopher Von Massenbach31
Earned on 18 Mar '18, 15:20



Paisley Ramclam31
Earned on 18 Mar '18, 15:19



Axel Gomez Granados31
Earned on 18 Mar '18, 15:19



Jane Siracusa31
Earned on 18 Mar '18, 15:19



Setsumi Ortiz31
Earned on 18 Mar '18, 15:18

Badges on OYO starting in 2017

Student: M [redacted]
Test Name: T1 - Shapes Badge

Test Session 2 Duration: 6s

11-18-19 2:21 PM

Delete test session

Badges on ESGI starting in 2018

Correct Answers: 3/4

Correct (3)

11-13-19
Circle
Triangle
Rectangle

Incorrect (1)

11-18-19
Square

Not Tested (0)

A UNION FREE SCHOOL DISTRICT Subject Tab: T1 Badges PreK Test: T1 - Shapes Badge

Most Known Question Order Alphabetical Display Not Tested as Incorrect

T1 - Shapes Badge



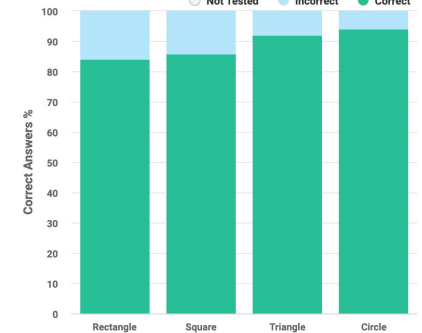
Students Tested
140 / 145

Correct Answers
499 / 560

89% correct | 11% incorrect

T1 - Shapes Badge

Download | Zoom Level: 190%



Pre-K then & now

Recites Alphabet

Description:
This badge is awarded to students who can say the alphabet in order from A to Z.

Students can:

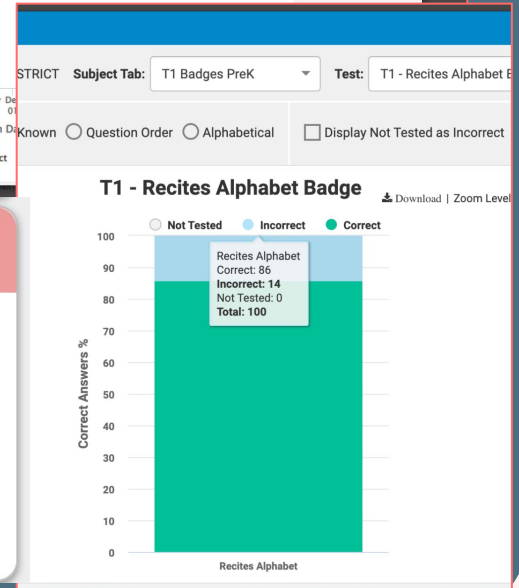
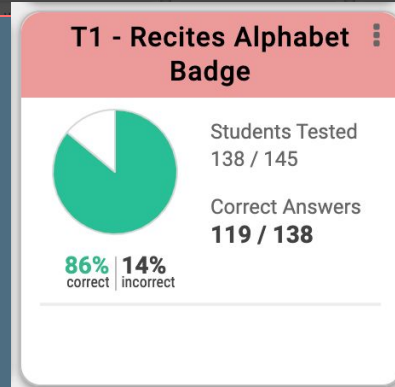
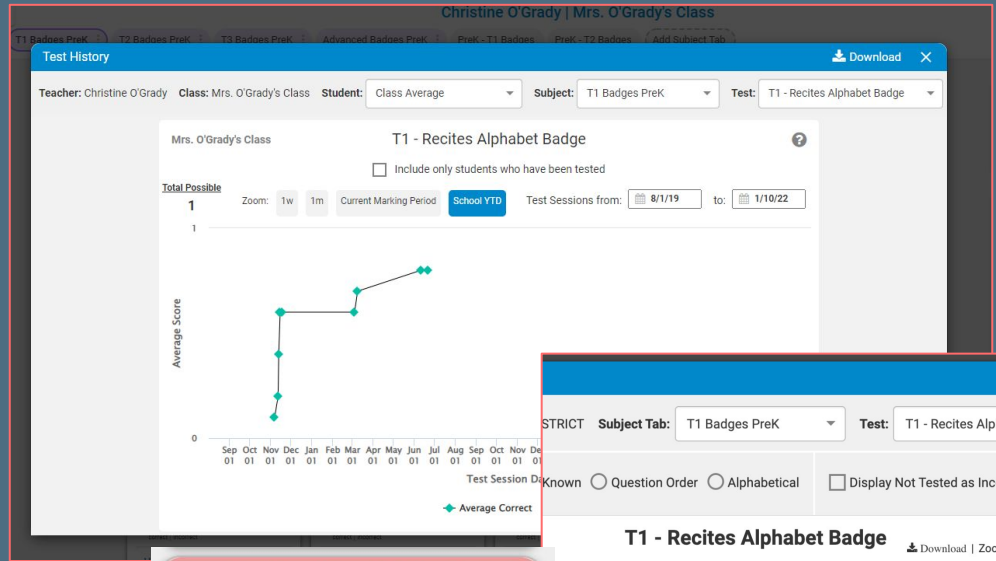
- * sing the ABC song (in the car, in the bath, while making dinner, make it part of your bedtime routine... as many times as possible!)
- * say the alphabet without singing it (make sure you clearly separate L, M, N, O, P and the ending should be W, X, Y, Z... not X, Y, and Z)
- * watch the following video: <https://www.youtube.com/watch?v=kx-m4XWjgcU8>

Criteria:
For this badge, the student should be able to say the alphabet in order from A to Z.

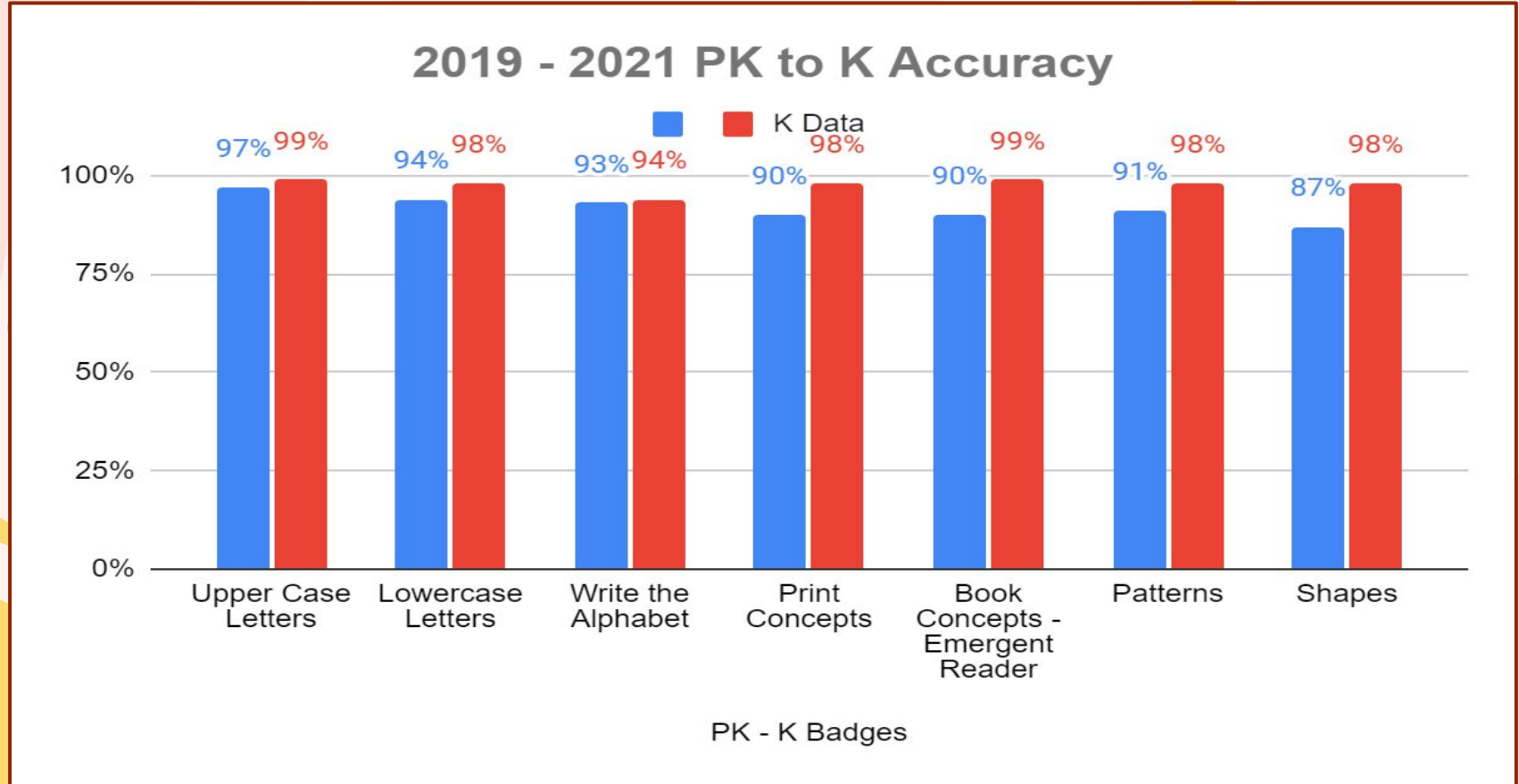
Who earned this badge in this community

Jane Siracusa31 Earned on 17 Jul '18, 12:06	Kayla Ross31 Earned on 17 Jul '18, 12:06
Golden Clark31 Earned on 17 Jul '18, 12:06	Payton Aparicio31 Earned on 17 Jul '18, 12:05
Paisley Ramclam31 Earned on 11 Jun '18, 13:18	Peter Guy31 Earned on 11 Jun '18, 13:17
Axel Gomez Granados31 Earned on 11 Jun '18, 13:17	Eleanor Ferrarara31 Earned on 11 Jun '18, 13:17
Jayden Erazo31 Earned on 11 Jun '18, 13:17	Hunter Davidson31 Earned on 11 Jun '18, 13:15

**Badges on OYO
starting in 2017**





The PreK Data: Then and Now



Introducing the Dual Language program



Bunnies Class 	
9:00-9:15	Arrival, Bathroom, Wash Hands, Sign-In
9:15-9:30	AM Meeting Large Group,
9:30-10:00	Breakfast
10:00-10:30	Large Group Meeting
10:30-11:00	Small Group Activity (writing, math, art centers)
11:00-11:30	Center Time
11:30-12:30	Lunch
Panda Class	
12:30-1:00	Gym/Playground 
1:00-1:30	Rest Time
1:30-2:15	Music, Movement and Table Tops
2:15-2:30	Read Aloud
2:30-3:00	Snack/Dismissal



¡Aprendemos los números!



¡Cantamos canciones!




Good morning Ms. Masiel,

Just wanted to tell you that Lucy comes home everyday singing a different Spanish song and is counting up to 15 on her own. It's amazing what she is absorbing in your class!! Love it so much. Thank you for your hard work!!



Parent Testimonial

Learner Testimonial



Pre-K: the impact

