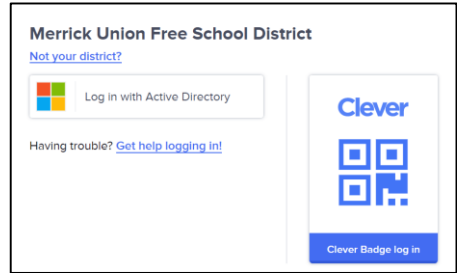


SeeSaw Instructions


1

Sign in to Clever with your badge or username and password.



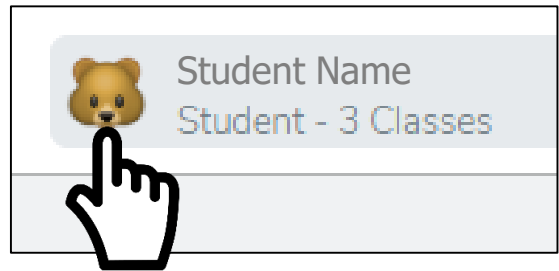
2

Find and select the SeeSaw tile.



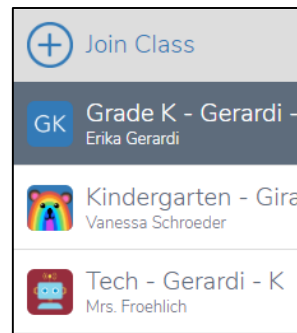
3

Click on your animal avatar in the top left corner.



4

Select a class page, look for the teacher's name and symbol.



5

Click on the Activities (light bulb) tab on the right to follow directions and Add a Response.

