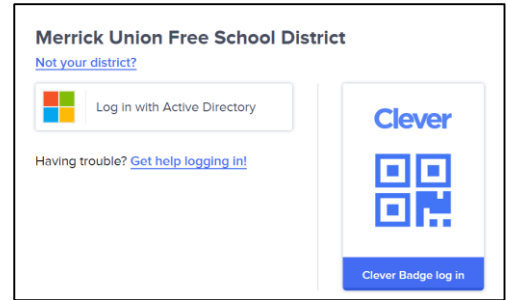


Brain Pop Instructions


1

Sign in to Clever with your badge or username and password.



2

Find and select the Brain Pop tile.
(if that doesn't work, click the Brain Pop Jr. tile)



3

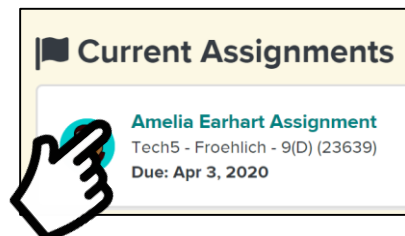


Click the Dashboard button.



4

Go to Current Assignments and click to open your new activities.



5

Read the Instructions and click Go on each assignments.

Instructions:

