



OREGON AT-A-GLANCE DISTRICT PROFILE

Mapleton SD 32

SUPERINTENDENT: Sue Wilson | 10868 E Mapleton Rd, Mapleton 97453 | 541-268-4312



2021-22

Students We Serve




129


Student Enrollment

DEMOGRAPHICS


American Indian/Alaska Native




Asian




Black/African American




Hispanic/Latino



Multiracial



Native Hawaiian/Pacific Islander



White



*

Ever English Learners



2 Languages Spoken

20%

Students with Disabilities

22%

Mobile Students

>95%

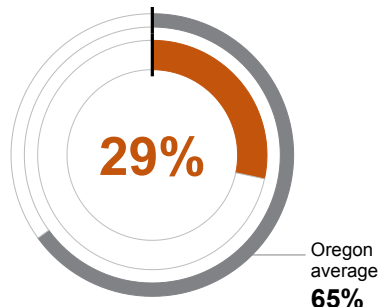
Free/Reduced Price Lunch

*<10 students or data unavailable

Start Strong

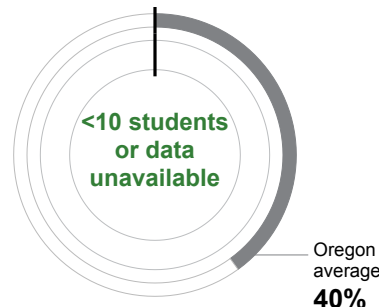
Grades K-2 REGULAR ATTENDERS

Students who attended more than 90% of their enrolled school days.



Grade 3 ENGLISH LANGUAGE ARTS

Students meeting state grade-level expectations.



Academic Progress

Grades 3-8 INDIVIDUAL STUDENT PROGRESS

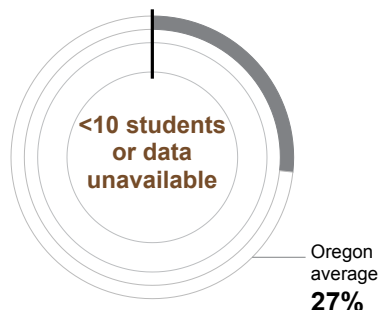
Year-to-year progress in English language arts and mathematics.

Data not available in 2021-22

High School Success

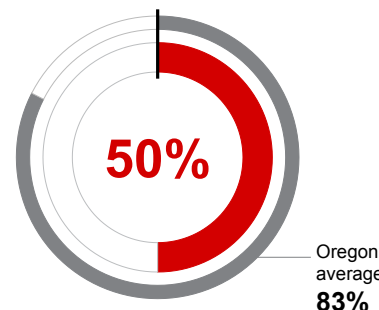
Grade 8 MATHEMATICS

Students meeting state grade-level expectations.



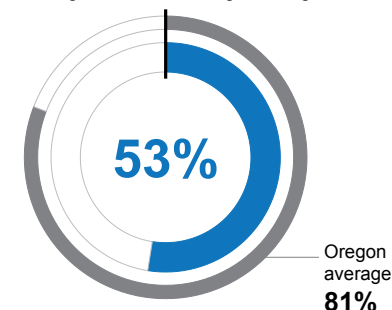
Grade 9 ON-TRACK TO GRADUATE

Students earning one-quarter of graduation credits in their 9th grade year.



Grade 12 ON-TIME GRADUATION

Students earning a diploma within four years. Cohort includes students who were first-time ninth graders in 2017-18 graduating in 2020-21.



District Goals

Mapleton School District is committed to preparing all students for success. Our schools regularly evaluate academic achievement, academic growth, and graduation rates for "all students" and "subgroups" as required by the state. We also reach for goals set by the district and each school, to ensure we are doing our best to prepare each child for success. To learn more about each school's performance, please see our individual School Report Cards.

State Goals

The Oregon Department of Education is partnering with school districts and local communities to ensure a 90% on-time, four year graduation rate by 2025. To progress toward this goal, the state will prioritize efforts to improve attendance, provide a well-rounded education, invest in implementing culturally responsive practices, and promote continuous improvement to close opportunity and achievement gaps for historically and currently underserved students.



Our Staff (rounded FTE)



2

Administrators



11

Teachers



6

Educational assistants



0

Counselors



1

Licensed Librarians



0

Psychologists



88%

% of licensed teachers with more than 3 years of experience

Grades K-2 REGULAR ATTENDERS

Table with 2 columns: Demographic and Value. Rows include American Indian/Alaska Native, Asian, Black/African American, Hispanic/Latino, Multiracial, Native Hawaiian/Pacific Islander, White (23%), Free/Reduced Price Lunch (29%), Ever English Learner, Students with Disabilities, Migrant, Homeless, Students in Foster Care, Talented and Gifted, Female (36%), Male (24%), and Non-Binary.

Grade 8 MATHEMATICS

Table with 2 columns: Demographic and Value. Rows include American Indian/Alaska Native, Asian, Black/African American, Hispanic/Latino, Multiracial, Native Hawaiian/Pacific Islander, White, Free/Reduced Price Lunch, Ever English Learner, Students with Disabilities, Migrant, Homeless, Students in Foster Care, Talented and Gifted, Female, Male, and Non-Binary.

Grade 3 ENGLISH LANGUAGE ARTS

Table with 2 columns: Demographic and Value. Rows include American Indian/Alaska Native, Asian, Black/African American, Hispanic/Latino, Multiracial, Native Hawaiian/Pacific Islander, White, Free/Reduced Price Lunch, Ever English Learner, Students with Disabilities, Migrant, Homeless, Students in Foster Care, Talented and Gifted, Female, Male, and Non-Binary.

Grade 9 ON-TRACK TO GRADUATE

Table with 2 columns: Demographic and Value. Rows include American Indian/Alaska Native, Asian, Black/African American, Hispanic/Latino, Multiracial, Native Hawaiian/Pacific Islander, White, Free/Reduced Price Lunch (50%), Ever English Learner, Students with Disabilities, Migrant, Homeless, Students in Foster Care, Talented and Gifted, Female, Male, and Non-Binary.

Grades 3-8 INDIVIDUAL STUDENT PROGRESS

Table with 2 columns: Demographic and Value. Rows include American Indian/Alaska Native, Asian, Black/African American, Hispanic/Latino, Multiracial, Native Hawaiian/Pacific Islander, White, Free/Reduced Price Lunch, Ever English Learner, Students with Disabilities, Migrant, Homeless, Students in Foster Care, Talented and Gifted, Female, Male, and Non-Binary.

Grade 12 ON-TIME GRADUATION

Table with 2 columns: Demographic and Value. Rows include American Indian/Alaska Native, Asian, Black/African American, Hispanic/Latino, Multiracial, Native Hawaiian/Pacific Islander, White (57%), Free/Reduced Price Lunch (53%), Ever English Learner, Students with Disabilities, Migrant, Homeless (30%), Students in Foster Care, Talented and Gifted, Female (40%), Male, and Non-Binary (Coming in 2022-23).