

Mapleton School District #32

Academic Excellence Through Student Achievement

**Adopted Budget
Fiscal Year 2022-2023**

Mapleton School District #32
10868 East Mapleton Road, Mapleton, OR 97453
541-268-4312
www.mapleton.k12.or.us

Adopted:

This page purposefully left blank.

Table of Contents

Narratives/Informational

Introduction
Budget Calendar
Budget Committee
Superintendent's Budget Message
Business Manager's Budget Summary
Acronyms
Definitions
Budget By Fund Allocation Graph
Fund 100- General Fund
Fund 200- Special Revenue Funds
Fund 300- Debt Service Fund
Fund 400- Capital Project Funds
Fund 100- By Function
Fund 100- By Object

Financial Accounts

Fund 100- Revenues Details
Fund 100- Function 1000 Expenditures
Fund 100- Function 1000 Exp Details
Fund 100- Function 2000 Expenditures
Fund 100- Function 2000 Exp Details
Fund 100- Function 5000, 6000, 7000
Fund 200- Special Revenue Funds Revenues
Fund 200- Special Revenue Funds Expenditures
Fund 300- Debt Service Fund Revenues
Fund 300- Debt Service Fund Expenditures
Fund 400- Capital Project Funds Revenue
Fund 400- Capital Project Funds Expenditures
Grand Total Revenues
Grand Total Expenditures

Introduction

What is a budget?

A budget is a financial plan containing estimates of revenues and expenditures for a single fiscal year. The District operates within a fiscal year beginning on July 1 and ending the following June 30. As the budgeting process encourages citizen input, the budget is also a vehicle for obtaining public opinion about proposed programs and fiscal policies of our district. Budget provisions are determined by Oregon's Local Budget Law, which can be found in Chapter 294 of the Oregon Revised Statutes. The law sets out several specific procedures that must be followed during the budgeting process.

What is local budget law?

Oregon's local budget law does several specific things:

- It establishes standard procedures for preparing, presenting and administering the budgets of Oregon's local governments.

- It encourages citizen involvement in the preparation of the budget before its formal adoption.

- It provides a method of estimating revenues, expenditures and proposed taxes.

- It offers a way of outlining the programs and services provided by local governments and the fiscal policy used to carry them out.

It is up to the District to prepare a budget that clearly outlines its fiscal policies; a budget that is clear and concise allows taxpayers to better understand how their tax dollars are spent.

The budget process

The budgeting process is accomplished in three parts: the budget is prepared, approved and adopted. A budget must be prepared far enough in advance so that it can be adopted before June 30. After adopting the budget, the governing body will make the necessary appropriations and certify the tax levy to the county assessor.

To give the public an opportunity to participate in the budgeting process, the District appoints a Budget Officer and forms a Budget Committee. The Budget Officer draws together necessary information and prepares the proposed budget. The Budget Committee then reviews and may revise the proposed budget before it is formally approved. Notices are published, budgets are made available for review, and public meetings are held. These requirements encourage public participation in budget-making. They also give exposure to budgeted programs and fiscal policies before the Board of Directors adopts the budget.

In summary the budget process includes:

Preparing the budget (budget officer appointed, proposed budget prepared).

Approving the budget (budget officer publishes notice, budget committee meets, committee approves budget).

Adopting the budget (budget summary and notice of budget hearing published, budget hearing held, budget adopted, appropriations made, tax levy declared and categorized, budget filed and levy certified).

2022-2023 Budget Calendar Key Dates

March 16, 2022	Budget calendar approved by board
May 11, 2022	School Budget 101 Presentation for any interested parties
May 1, 2022	Notice of budget committee meeting published on District website (published online for at least 10 days before the meeting)
May 11, 2022	Notice of budget committee meeting published in The Siuslaw News (published five to 30 days before the meeting date)
May 18, 2022	First budget committee meeting
May 25, 2022	Notice of second budget committee meeting published in The Siuslaw News (published five to 30 days before the meeting date)
June 1, 2022	Second budget committee meeting (if necessary)
June 8, 2022	Notice of budget hearing and budget summary published in The Siuslaw News (published five to 30 days before the hearing date)
June 15, 2022	Regular board meeting: public hearing on approved budget; adoption of budget; appropriations authorized; tax levy declared
July 15, 2022	Deadline to submit certification of tax levy to County Assessor (ED-50, Resolution Adopting the Budget)
July 15, 2022	Deadline to submit complete budget document to State Superintendent of Public Instruction and Education Service District
August 15, 2022	Deadline for electronic budget submission to the Department of Education
September 30, 2022	Deadline for submission of budget document to County Clerk

The Budget Committee

Board of Directors		Term Expires (4 year term)	Position
Andrea Milbrett		June 30, 2025	1
Mizu Burruss		June 30, 2025	2
Mary Ellen Mansfield	Chair	June 30, 2023	3
Maree Beers		June 30, 2025	4
Michelle Holman	Vice	June 30, 2023	5

Budget Directors	Term Expires (3 year term)
Nancy Miranda	June 30, 2024
Tim Moffett	June 30, 2024
Will Weaver	June 30, 2022
Sharon Schrenk	June 30, 2022
Kathy Vermilyea	June 30, 2023

The budget committee is a group of school board members and citizens that review the school district’s proposed budget. The committee is composed of the elected school board and an equal number of appointed citizens. Each appointed member is appointed for staggered 3-year terms. Appointed budget committee members may be reappointed for additional terms, at the discretion of the governing body. If an appointive member of the budget committee is unable to complete the term, or resigns before the term is over, the governing body must appoint another elector to serve out the unexpired portion of the term. Each of the members has the same authority, whether school board member or appointed citizen.

At the budget committee’s first meeting after appointment, the budget committee must elect a presiding officer. The presiding officer chairs the committee meetings. The committee reviews the budget at a public meeting. The public is encouraged to attend because one of the most important purposes of the committee is to take comments and questions from interested citizens. If a majority of the budget committee feels it is necessary, the committee may revise the proposed budget submitted by the budget officer. When satisfied that the budget reflects the goals and objectives established by the school board (within the available resources) the committee approves the budget. The committee also approves the property tax rate and approves the dollar amount for debt service for the payment of bond principal and interest. The budget committee’s duties cease when the budget is approved by the budget committee. At that time, the school board is responsible to move the budget through adoption.

Superintendent's Budget Message

The 2021-2023 biennium saw an unprecedented \$9.3 Billion State School Fund (SSF) investment with additional \$2.0 Billion in funding for the Student Success Act (SSA).

Based on the Governor and Co-Chairs of the Ways and Means Committee's proposed State School Fund (SSF), the budget we have prepared is based on \$9.3 billion in SSF K-12 funding for the 2021-2023 biennium. The federal Elementary and Secondary School Emergency Relief Fund (ESSER) provided additional funding to offset additional costs associated with meeting COVID safety protocols and procedures outlined in the Ready Schools, Safe Learners (RSSL) Guidance. These additional funds, combined with Student Investment Account and High School Success Act funding, have allowed schools to weather the economic storm caused by COVID.

Although it is highly unlikely we will see State School Fund levels reach the levels needed for public education to be fully funded going into the next biennium, this is what we project will provide a balanced budget for our district expenditures.

Therefore, our budget recommendation represents an increase in staffing to support the needs of our students as we return to in-person instruction. We understand that if the state changes the student calculation ratio for the next budget biennium we could face cuts, and if the legislation does not meet the projected budget requested to them from state officials that have been prepared.

We continue to feel the impact in education and in our school district from the results of COVID. These impacts are felt both in the mental, emotional and academic areas of our staff and students. We will be dealing with these impacts to our staff and students for years to come. Acclaimed self-motivator Tony Robbins said, "No one's life is a smooth sail; we all come into stormy weather. But it's this adversity - and more specifically our resilience - that makes us strong and successful." Our focus continues to be how we find success and strength through this storm, and build more resiliency within ourselves as a district, and especially for our students.

There are many accomplishments from our staff and students that bring a great source of pride to our District. We have completed our goal of providing in person instruction for our students every day this year. This was accomplished due to the dedication and hard work of all our staff. Our staff continue to have high expectations for educating the whole child that we serve in our district. We continue to strive to provide the highest quality education, and the necessary skills that our students deserve.

This proposed budget expresses our efforts to provide students with a comprehensive and challenging educational program; meeting graduation requirements; maintaining class sizes; providing continued opportunities for co- and extra-curricular activities; providing increased social, emotional and mental supports; and providing the necessary supplies and materials needed for staff and students to excel.

There are several ways in which we are working to create strong student-centered approach for the 2022-2023 school year:

- Increasing instructional opportunities for students in Career and Technical Education, College Now classes, and the Arts.
- District-wide professional development on Social, Emotional Learning (SEL), Trauma Informed Care and Restorative Practices.
- Expanding elective opportunities to enhance student learning, exploration and career readiness upon graduation.
- Expanding the opportunity for high school students to take Dual Credit courses in partnership with Lane Community College and Willamette Promise.
- Continued training of staff on ALICE, Suicide Prevention connected to Adi's Act Legislation and Positive Support Systems for student management.
- Developing the Portrait of a Graduate that includes the opportunity for students to receive an Honor's Diploma.
- Continued and expanded partnerships with Elevate Lane County, Lane Community College, Willamette Promise and UO, and additional Community Colleges for post-secondary opportunities.
- Continued academic Title supports, HS credit recovery opportunities and learning recovery during summer months.
- Additional staff to support Social Emotional Learning at the Elementary level.

We will continue to maintain a healthy ending fund balance to assist us in weathering any of the uncertainties of the funding levels provided by the state, or enrollment influxes that may occur. With the future of school funding in Oregon continuing to be so uncertain, we believe we can weather the winds of the economic uncertainty we face for next biennium with minimal impact on our students, staff and community.

I appreciate the hard work and dedication of the Mapleton School Board and Budget Committee members. Special thanks to Jeron Ricks, Business Manager, for the many hours he put into this document. Thank you to the entire Mapleton School District #32 staff who implement budgets – the dollars and cents – into genuine care and concern of our students. They are all truly the best educators to work with, and I am fortunate to have them as partners working for our students of our district. This budget is a sincere attempt to do just that; and it is a budget that gives our staff and educators the opportunity to help each student reach their fullest potential.

Respectfully Submitted,
Jodi O'Mara, Superintendent
Mapleton School District #32

Business Manager's Budget Summary

Budget Components

Budget revenues and expenditures follow modified accrual basis of accounting. All governmental funds are accounted for using the modified accrual basis of accounting. Under it, revenues are recognized when they become both measurable and available to finance expenditures of the current period. Expenditures are recognized when the related fund liability is incurred.

Budget revenue and expenditure follow the Program Budget and Accounting Manual. The Program Budgeting and Accounting Manual is designed as a resource tool for school districts and education service districts in Oregon. The use of the budget and accounting codes will vary with the individual needs of each district. The minimum requirement is adopted as Administrative Rule by the State Board of Education.

State School Fund Grant revenues are estimated using the ODE 2022-23 State School Fund Estimates (released February 24, 2022).

Salaries and associated payroll cost of Certified Licensed and Extra Duty positions are estimated using the effective 2021-2023 Mapleton Education Association Collective Bargaining Agreement. Salaries and associated payroll cost of Classified positions are estimated using the 2021-2023 Association of Classified Employees Collective Bargaining Agreement.

BUDGET HIGHLIGHTS

FINANCIAL STABILITY

The district continues to maintain financial stability with steady enrollment. The current budget deficit is mainly due to transfers to the Capital Improvement fund and Textbook fund.

ESSER Funds

The majority of remaining ESSER Funds are required to be used for unfinished learning efforts. What these efforts will look like is still unknown as the state has provided additional funds for Summer School.

TEXTBOOK ADOPTION

Mapleton School District follows the Instructional Materials Adoption Schedule adopted by the State Board of Education. Here's a condensed look at our adoption schedule:

-2022-23: Mathematics

-2023-24: Science

-2024-25: Health and Physical Education

MAPLETON ATHLETICS

Mapleton School District follows a five year uniform replacement schedule. The following teams will have new uniforms purchased in the 2022-23 fiscal year:

-High School Football

Please direct questions or comments pertaining to the budget document to the Business Manager at (541) 268-4312 or busmgr@mapleton.k12.or.us.

Sincerely,

Jeron Ricks
Business Manager

Acronyms

ADM	Average Daily Membership	ORS	Oregon Revised Statutes
ADMw	Average Daily Membership Weighted	OSAA	Oregon School Activities Association
BFB	Beginning Fund Balance	OSBA	Oregon School Boards Association
CCSS	Common Core State Standards	OSEA	Oregon School Employees Association
COSA	Confederation of School Administrators	PBS	Positive Behavior Supports
DO	District Office	PERS	Public Employees Retirement System
EFB	Ending Fund Balance	PFMLI	Paid Family and Medical Leave Insurance
ESD	Education Service District	POPS	Power of Positive Students
ESEA	Elementary and Secondary Education Act	REAP	Rural Education Achievement Program
ESSA	Every Student Succeeds Act	RIF	Reduction in Force
ESSER	Elementary and Secondary School Emergency Relief	SPED	Special Education
FTE	Full-Time Equivalent	SRSA	Small, Rural Achievement Program
GAAP	Generally Accepted Accounting Principles	SSF	State School Fund
GASB	Government Accounting Standards Board	TAG	Talented and Gifted
IAP	Individual Account Program	UEFB	Unappropriated Ending Fund Balance
IDEA	Individuals with Disabilities Act		
IEP	Individualized Educational Program		
MES	Mapleton Elementary School		
MHS	Mapleton High School		
MMS	Mapleton Middle School		
MSD	Mapleton School District		
NCLB	No Child Left Behind Act of 2001		
OAR	Oregon Administrative Rules		
ODE	Oregon Department of Education		
OPSRP	Oregon Public Service Retirement Plan		

Definitions

ADM (Average Daily Membership): Average Daily Membership is the year-to-date average of daily student enrollment.

ADMw (Average Daily Membership Weighted): The state calculates the ADMw a District has and multiplies that by the per ADMw funding amount to determine how much State School Fund revenue the District will receive. ADMw includes the number of students (ADM) and additional weightings for certain classifications, such as: Poverty, IEP, etc. These amounts can be seen on the SSF estimate.

Adopted Budget: The financial plan that is the basis for school and department appropriations.

Appropriation: Authorization for spending a specific amount of money for a specific purpose during a fiscal year. It is based on the adopted budget, including supplementary budgets, if any. It is presented in a resolution or ordinance adopted by the governing body.

Approved Budget: The budget that has been approved by the budget committee. The data from the approved budget is published in the Financial Summary before the budget hearing.

Assessed Value: The value set on real and personal property as a basis for imposing taxes. It is the lesser of the property's maximum assessed value or real market value.

Assets: Resources owned or held by a government which have monetary value.

Beginning Fund Balance: Funds carried forward from the current fiscal year into the next budgeted fiscal year that become a resource to support the appropriations for the next budgeted fiscal year.

Bond or Bond Issue: A certificate of debt guaranteeing payment of the original investment plus interest on specific dates. Bonds are typically used by governments to pay for large public projects like new schools or renovations.

Budget: Written report showing the local government's comprehensive financial plan for one fiscal year. It must include a balanced statement of actual revenues and expenditures during each of the last two years, and estimated revenues and expenditures for the current and upcoming year.

Budget Committee: Fiscal planning board of a local government, consisting of the elected governing body, plus an equal number of appointed citizens.

Budget Message: Written explanation of the budget and the local government's financial priorities. It is prepared and presented by the executive officer or chairperson of the governing body.

Budget Officer: Person appointed by the governing body to assemble budgeted material and information and to physically prepare the proposed budget.

Budget Transfers: Amounts moved from one fund finance activities in another fund. They are shown as expenditures in the originating fund and revenues in the receiving fund.

Capital Outlay: Money an organization spends to purchase or extend the life of a fixed asset.

Capital Project Fund: A fund used to account for financial resources used to acquire or construct major capital facilities (other than those of proprietary funds and trust funds). The most common source of revenue in this fund would be the sell of bonds.

Cash Basis: System of accounting under which revenues are accounted for only when received in cash and expenditures are accounted for only when paid.

Contingency: A special amount budgeted each year for unforeseen expenditures. Transfer of general operating contingency funds to cover unanticipated expenditures requires a board approval.

Debt Service: The amount of money needed to make periodic payments on the principal and interest on an outstanding debt. Debt service is usually expressed as an annual amount.

Debt Service Fund: A fund used to account for the accumulation of resources for, and the payment of, general long-term debt, principal and interest.

Deficit: The excess of the liabilities of a fund over its assets. Oregon school districts may not carry deficits in any fund.

Encumbrance: An obligation chargeable to an appropriation and for which part of the appropriation is reserved.

Ending Fund Balance: The difference between a fund's revenue and expenditures at year end.

Equalization: A method for allocating local and state funds for schools adopted by the 1991 Oregon Legislature and modified slightly since then. The purpose of equalization is to ensure that students in all of Oregon's districts are treated more equally in terms of how state and local resources are allocated. Equalization is implemented through the State School Fund formula, which allocates local and state funds on a weighted per student basis.

Expenditures: Total amount incurred if accounts are kept on an accrual basis; total amount paid if accounts are kept on a cash basis.

Extended ADMw: This gives a district the greater ADMw of the current year or previous year. It allows districts with declining enrollment to plan adjustments rather

Full-Time Equivalent (FTE): Amount of a regular staff position scheduled to work 40 hours per week on average.

Fiscal Year: A 12-month period to which the annual operating budget applies. At the end of the period, a government determines its financial position and the results of its operations. It is July 1 through June 30 for local governments.

Fixed Assets: Assets of a long-term nature which are intended to continue to be held or used, such as: land, buildings, improvements, machinery and equipment.

Function: Expenditure classification identifying the activity or principal purpose for which an expenditure is made. Seven major function categories exist: (1000) Instruction, (2000) Support Service, (3000) Enterprise and Community Services, (4000) Facilities Acquisition and Construction, (5000) Other Fund Transactions and Debt Service, (6000) Contingency, (7000) Unappropriated Ending Fund Balance.

Fund: A fiscal and accounting entity with self-balancing accounts to record cash and other financial resources, related liabilities, balances and changes, all segregated for specific, regulated activities and objectives.

General Fund: A fund used to account for most fiscal activities (general operating) except for those activities required to be accounted for in another fund.

Governing Body: As relating to a school district, the school board.

General Obligation (GO) Bond: A bond that is secured by the pledge of a government's "full faith and credit." GO Bonds issued by a jurisdiction are secured by the jurisdiction's ad valorem taxing power, which is typically not subject to constitutional limitation on the tax rate.

Individual Account Program (IAP): The IAP is a defined contribution retirement program for all active Tier One/Two and OPSRP members. IAP is 6% of gross salary paid by Mapleton School District.

Interfund Transfer: A transfer made from one fund to another and authorized by resolution or ordinance.

Levy: Amount of ad valorem tax certified by a local government for the support of the governmental encumbrances.

Liabilities: Debt or other legal obligation arising from transactions in the past which must be liquidated, renewed, or refunded at a future date; does not include encumbrances.

Modified Accrual Basis: All governmental funds are accounted for using the modified accrual basis of accounting. Under it, revenues are recognized when they become both measurable and available to finance expenditures of the current period. Expenditures are recognized when the related fund liability is incurred.

Object: Expenditure classification identifying the service or commodity obtained as a result of a specific expenditure. Seven major object categories exist: (100) Salaries, (200) Employee Benefits, (300) Purchased Services, (400) Supplies and Materials, (500) Capital Outlay, (600) Other Objects, and (700) Transfers.

Oregon Public Service Retirement Plan (OPSRP): Employees hired after August 29, 2003, which work more than 600 hours a year for a PERS employer. 2021-2023 UAL rates are 23.72% of gross salary paid by MSD.

Payroll Expenses: Amounts paid by the district on behalf of employees in addition to gross salary, ie. group health premiums, contributions to PERS, social security, and workers' compensation.

Permanent Rate Limit: The maximum rate of ad valorem property taxes that a local government can impose. Taxes generated from the permanent rate limit can be used for any purpose. No action of the local government can increase a permanent rate limit. MSD's permanent rate is set at \$4.8917 per \$1,000 of assessed value.

PERS (Public Employment Retirement System): A state agency, with five board members appointed by the governor. Retirement benefits for most public employees in Oregon are administered through PERS. PERS maintains three separate retiree programs: Tier 1, Tier 2, and OPSRP.

PERS Tier 1: Member Employees hired prior to 1996. 2021-2023 UAL rates are 26.83% of gross salary paid by MSD.

PERS Tier 2: Member Employees hired between 1996-August 29, 2003. 2021-2023 UAL rates are 26.83% of gross salary paid by MSD.

PFMLI: Paid Family and Medical Leave Insurance - Employee benefit created in 2019 by the state by creating a payroll tax of 1% for certain employees. 0.4% to be paid by the employer and 0.6% to be paid by employee.

Program: A group of related activities to accomplish a major service or function for which the local government is responsible.

Proposed Budget: Financial and operating plan prepared by the budget officer. It is submitted to the public and the budget committee for review.

Publication: Public notice given by an advertisement in a newspaper of general circulation within the boundaries of the local government.

Requirement: An expenditure or net decrease to a fund's resources.

Reserve Fund: Established to accumulate money from year to year for a specific purpose, such as purchase of new equipment.

Resources: Estimated beginning funds on hand plus anticipated receipts. Also known as revenue.

Special Revenue Fund: A fund used to account for the proceeds of specific revenue sources that are restricted for specific purposes. Some examples of special revenue funds might include: restricted state or federal grants-in aid.

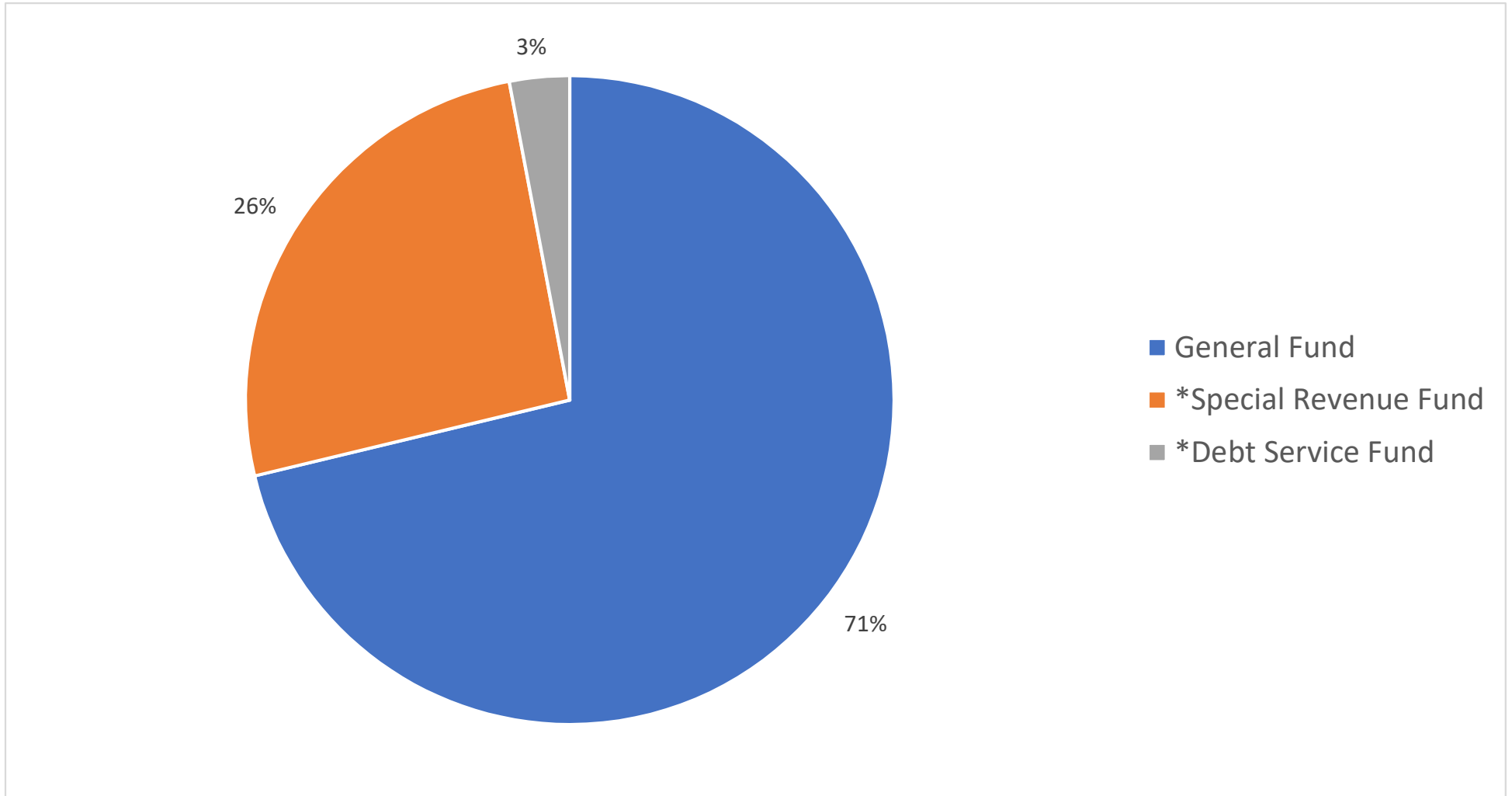
State School Fund (SSF): Oregon K-12 Public Schools are funded through a combination of local revenues and money appropriated by Legislature. The Oregon Department of Education distributes money by the Legislature through the SSF. The SSF's goal is to equalize funding across the state and achieves this goal by dividing the total revenue available by the number of weights in the state to get a funding per weight amount. The weights include the number of students (ADM) and specific characteristics of students (ADMw) including whether they are eligible for special education, in poverty, require ESL services, etc.

Supplemental Budget: A financial plan prepared to meet unexpected needs or to spend revenues not anticipated when the regular budget was adopted. It cannot be used to authorize a tax.

Unfunded Actuarial Liability (UAL): The excess of the actuarial (estimated) accrued liability over the actuarial value of assets. The UAL is amortized over a fixed period of time to determine the UAL rate component of employer contribution rates.

Unappropriated Ending Fund Balance (UEFB): Amount set aside in the budget to be used as a cash carryover to the next year's budget. This amount cannot be transferred by resolution or used through a supplemental budget, unless necessitated by a qualifying emergency.

Budget By Fund Allocation Graph



Funds Total: \$7,136,398

*Restricted Funds: These accounts have specific restrictions; they may only be spent as specified by either state or federal law, or by the source of the funds, such as grants and donations.

General Fund 100

The State School Fund grant and local property taxes primarily support General Fund operations. Since Measure 5, state appropriations for K-12 education are decided each biennium by the legislature. Amounts paid by the state are highly dependent upon corporate and personal income taxes as well as local property taxes.

STATE SCHOOL FUND is the method for allocating local and state funds for schools adopted by the 1991 Oregon Legislature and modified slightly since then. Oregon K-12 Public Schools are funded through a combination of certain local revenues available to school districts (primarily property taxes) and money appropriated by the Legislature.

The Oregon Department of Education (ODE) first totals all available funding for the biennium – local revenues available to each school district in Oregon and the money appropriated by the Legislature. ODE then distributes the revenue through the State School Fund Formula (Formula). The State School Fund Formula’s goal is to equalize funding across the state. The Formula achieves this goal by dividing the total revenue available by the number of “weights” in the state to get a funding per weight amount.

Weights include the number of K-12 public school students in Oregon as well as and specific characteristics of students including whether they are eligible for special education, in poverty, require ESL services, etc. The weights are expressed as “ADMw” which means Average Daily Membership Weighted. The State School Fund Grant is then awarded to each district based on the number of weights it has.

Number of Weights x Funding Per Weight = Local Revenue + State School Fund Grant

Under the formula, the amount available for distribution is THE State School Fund Grant and certain local revenues. The funding per weight is the same for all districts and is determined by the amount of money available for distribution. It does not matter what a district receives in local revenues (property taxes); the only revenue that matters is the statewide total of state and local dollars. The formula transforms local revenues into statewide resources.

For example, if the State School Fund Formula awarded \$1.00 per ADMw then District A and District B would receive the following State School Fund Grant with their respective local revenue:

District	ADMw	Local Rev	SSF	Total Funds
A	100	\$ 75	\$ 25	\$ 100
B	100	\$ 10	\$ 90	\$ 100

The *certain* local revenues included in the State School Fund Formula (which reduce the State School Fund Grant) are property taxes, the Common School Fund and County School Fund appropriations to each district, Federal Forest Fees, and State Managed Timber. Local revenues that are excluded from the State School Fund Formula include restricted state and federal grants, donations, rental income, bond and levy revenue, and beginning fund balance.

PROPERTY TAXES Under Measure 5, district property taxes are based on a permanent tax rate of \$4.8917 per \$1,000 of assessed value within district boundaries. Most taxes not collected in the year in which they were levied are collected in subsequent years. Other property tax-related revenues include interest earnings from delinquent taxes.

OTHER STATE FUNDING FORMULA REVENUES

Common School Fund – State allocation per ORS 327.403 distributed on a per student basis (varies from year to year).

County School Fund – Miscellaneous tax receipts from Lane County distributed on a per student basis.

Federal Forest Fees – Receipts under ORS 294.060 from the logging of national forests in Lane County.

State Managed County Timber – Revenue in addition to that distributed through the county school fund per ORS 530.

BEGINNING FUND BALANCE Other General Fund resources include unexpended resources and the unappropriated ending fund balance carried over from the previous year.

STATE SCHOOL FUND GRANT
2022-2023
 Based on \$9.299 Billion Budget with a 49/51 split as of 2/25/2022
Lane County, Mapleton SD 32 - 2085

2022-2023 Local Revenue	2022-2023 Transportation Grant
Property Taxes and In-lieu of property taxes from local sources = \$759,322.00	Salaries = N/A
Federal Forest Fees = \$0.00	Payroll = N/A
Common School Fund = \$14,762.91	Purchased Services = N/A
County School Fund = \$17,400.00	Supplies = N/A
State Managed Timber = \$0.00	Other = N/A
ESD Equalization = \$0.00	Garage Depreciation = N/A
In-Lieu of Property Taxes(non-local sources) = \$0.00	Bus Depreciation = N/A
Revenue Adjustments = \$0.00	Fees Collected = N/A
Sum of Local Revenue = \$791,484.91	Non-Reimbursable = N/A
2022-2023 Experience Adjustment	Net Eligible Trans Expenditures = \$275,000.00
District Average Teacher Experience = 9.39	Transportation per ADMr Rank = 89%
State Average Teacher Experience = 12.30	Transportation Reimbursement Rate = 80.00%
Experience Adjustment (Difference in District and State Teacher Experience) = -2.91	80.00% of the Net Eligible Transportation Expenditures = the Transportation Grant \$220,000.00

2022-2023 Extended ADMW **2021-2022 ADMW 273.62** **Extended ADMW 277.62**
2022-2023 ADMW 277.62

2022-2023 General Purpose Grant

Multiply the Teacher Experience Adjustment of -2.91 by \$25 then add \$4500 to the result = \$4,427.25
 Then multiply \$4,427.25 by the Extended ADMW 277.6175 and then by the funding ratio 2.09059674947 = \$2,569,514.99

2022-2023 Total Formula Revenue

Add the General Purpose Grant \$2,569,514.99 to the Transportation Grant \$220,000.00 = \$2,789,514.99

2022-2023 State School Fund Grant

Subtract the Local Revenue \$791,484.91 from the Total Formula Revenue \$2,789,514.99 = \$1,998,030.09

2022-2023 Rates per ADMW

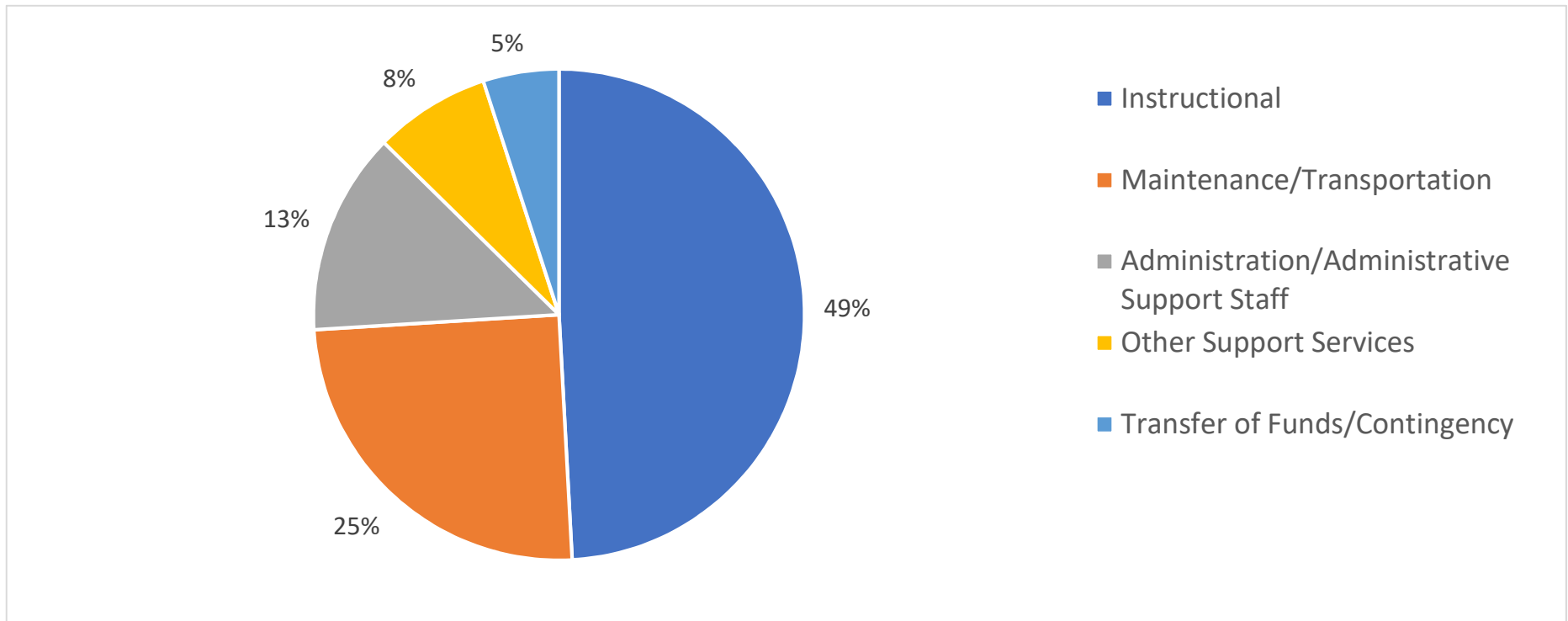
General Purpose Grant per Extended ADMW = \$9,256 Total Formula Revenue per Extended ADMW = \$10,048
 Charter Schools Rate(ORS 338.155) = \$9,256

Payments	
SSF Total Paid To Date	SSF Estimated Remaining Balance Due
Small HS Grant Total Paid To Date	Small HS Grant Estimated Remaining Balance Due
Facility Grant Total Paid To Date	Facility Grant Estimated Remaining Balance Due
	High Cost Disability Estimated Remaining Balance Due

FUND 100

General Fund

General Fund Operating Expenditures by Function: The graph below displays how the General Fund is budgeted by function. As the graph indicates, the majority of the General Fund is allocated to pay teaching and student resources. The Reserve account is not included below because it is a *non-operating* program.



Instructional: includes all activities that direct the teaching of students, or the interaction between teacher and students at Mapleton Elementary School (K-6) and Mapleton High School (7-12).

Maintenance/Transportation: Includes utilities, plant operation and maintenance, and student transportation.

Administration/Administrative Support Staff: Includes Superintendent, Principal, and Administrative Support Staff

Other Support Services: Includes Board of Education, Technology, Fiscal Services, and Staff Development.

Transfer of Funds/Contingency: This is money transferred to special revenue accounts, such as: Textbooks, Capital Improvement, Retirement.

Major Sub-Functions

1111 Elementary, K-6 Learning experiences concerned with knowledge, skills, appreciation, attitudes, and behavioral characteristics considered to be needed by all students in terms of their awareness of life within our culture and the world of work and which normally may be achieved during the elementary school years.

1121 Middle/Junior High Programs Learning experiences concerned with knowledge, skills, appreciation, attitudes, and behavioral characteristics considered to be needed by all students in terms of understanding themselves and their relationships with society and various career clusters, and which normally may be achieved during the middle and/or junior high school years.

1122 Middle/Junior High School Extracurricular School-sponsored activities, under the guidance and supervision of district staff, designed to provide students such experiences as motivation, enjoyment, and improvement of skills. Extracurricular activities normally supplement the regular instructional program and include such activities as athletics and student council.

1131 Secondary School Programs- Learning experiences concerned with knowledge, skills, appreciation, attitudes, and behavioral characteristics considered to be needed by all students as they achieve graduation requirements.

1132 High School Extracurricular School-sponsored activities, under the guidance and supervision of district staff, designed to provide students such experiences as motivation, enjoyment, and improvement of skills. Extracurricular activities normally supplement the regular instructional program and include such activities as athletics, student council and honor society.

1250 Less Restrictive Programs for Students with Disabilities- Special learning experiences for students with disabilities outside the regular classroom. These learning experiences include but are not limited to such areas as resource rooms where students with disabilities go during certain periods of the school day to receive remedial instruction in specific subject areas or other remedial activities.

1280 Alternative Education (Online)- Learning experiences for students who are at risk of dropping out of school; who are not succeeding in a regular classroom setting; or who may be more successful in a nontraditional setting, such as online coursework. Also includes enrichment programs for talented and gifted students provided in an alternative setting, such as university coursework.

2120 Guidance Services- Those activities of counseling students and parents; providing consultation with other staff members on learning problems; assisting students in personal and social development; assessing the abilities of students; assisting students as they make their own educational and career plans and choices.

2310 Board of Education Services- Activities of the legally elected or appointed body vested with responsibilities for educational planning and policy making. Use this function to record legal services.

2321 Office of the Superintendent Services- Activities performed by the superintendent and such assistants as deputy, associate, and assistant superintendents, in the general direction and management of all affairs of the district. This function area includes all personnel and materials in the office of the chief executive officer.

2410 Office of the Principal Services- Activities concerned with directing and managing the operation of a particular school or schools. Included are the activities performed by the principal, assistant principals, and other assistants in general supervision of all operations of the school; supervision and maintenance of the school records and coordination of school instructional activities with instructional activities of the district.

2520 Fiscal Services- Activities concerned with the fiscal operations of the district. This program area includes budgeting, receiving and disbursing, financial accounting, payroll, inventory control, and internal auditing.

2540 Operation and Maintenance of Plant Services- Activities concerned with keeping the physical plant open, comfortable, and safe for use, and keeping the grounds, buildings, and equipment in an effective working condition. Activities which maintain safety in buildings, equipment and grounds are included.

2552 Vehicle Operation Services- Activities concerned with operating vehicles for student transportation. Driving of buses or other student transportation vehicles and liability insurance on student transportation vehicles is included.

2558 Special Education Transportation Services- Activities concerned with providing transportation to special education students. Driving of buses, providing attendant services, fuel, supplies and equipment on dedicated special education routes are included here.

2660 Technology Services- Activities concerned with all aspects of Technology which includes Computing and Data Processing Services such as networking and telecommunications costs like telephones. Use for major administrative technology expenditures as well as repair of administrative technology, central networking.

5200 Transfers of Funds These are transactions which withdraw money from one fund and place it in another without recourse. Unless state law prohibits, revenues should be allocated between funds when received and recorded in the funds to which they belong, rather than placing them in the General Fund and later transferring them.

6110 Operating Contingency Budgeted amount to be transferred by school board resolution to the proper expenditure code.

7000 Unappropriated Ending Fund Balance- An estimate of funds needed to maintain operations of the school district from July 1 of the ensuing fiscal year and the time when sufficient new revenues become available to meet cash flow needs of the fund. No expenditure shall be made from the unappropriated ending fund balance in the year in which it is budgeted.

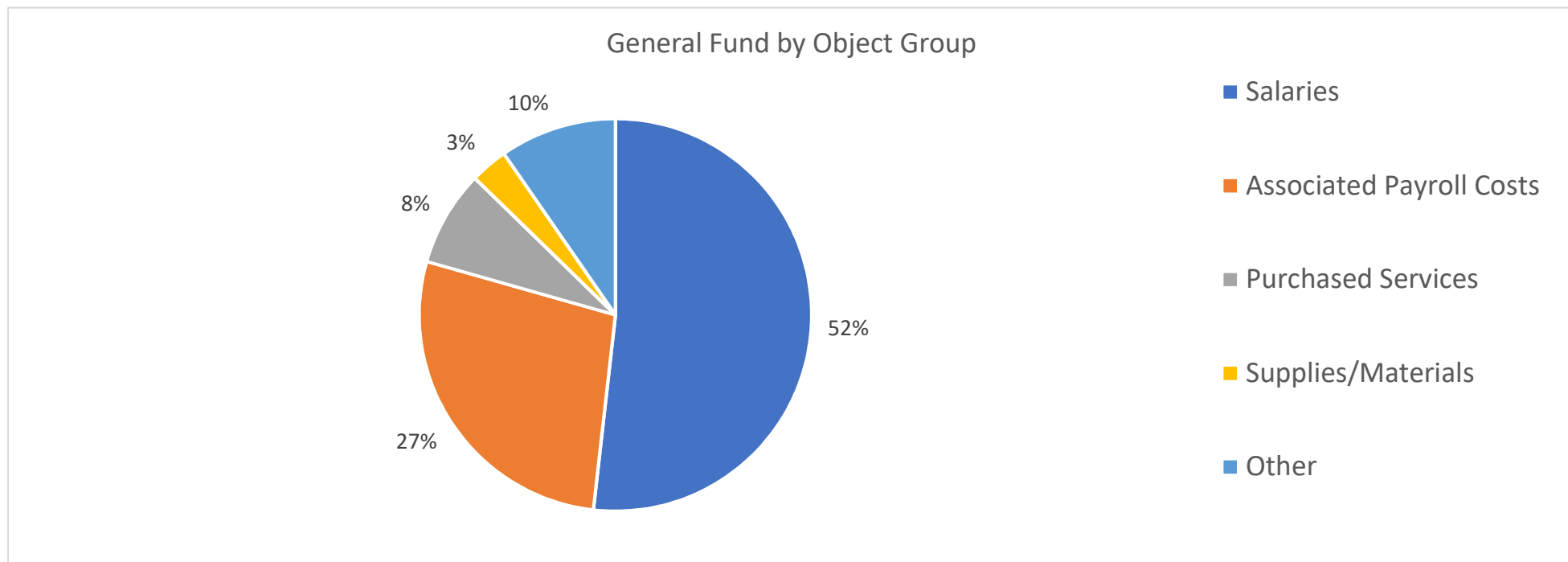
General Fund Function Detail

Function	Title	2020 Actual	2021 Actual	2022 Budget	2023 Prop	2023 Approv	2023 Adopt
Instructional							
1111	ELEMENTARY K-6	\$ 316,257	\$ 352,581	\$ 385,133	\$ 493,873	\$ 493,873	\$ 493,873
1121	MIDDLE SCHOOL PROGRAMS	\$ -	\$ -	\$ -	\$ -	\$ -	\$ -
1122	MIDDLE SCHOOL EXTRACURRICULAR	\$ 6,685	\$ 7,225	\$ 26,044	\$ 26,544	\$ 26,544	\$ 26,544
1131	SECONDARY PROGRAMS 7-12	\$ 533,587	\$ 549,475	\$ 552,537	\$ 590,736	\$ 590,736	\$ 590,736
1132	HIGH SCHOOL EXTRACURRICULAR	\$ 64,474	\$ 59,639	\$ 87,892	\$ 90,092	\$ 90,092	\$ 90,092
1210	TALENTED AND GIFTED PROGRAMS	\$ -	\$ -	\$ -	\$ -	\$ -	\$ -
1250	LESS RESTRICTIVE SPED PROGRAMS	\$ 237,758	\$ 249,406	\$ 273,789	\$ 271,103	\$ 271,103	\$ 271,103
1280	ALTERNATIVE EDUCATION	\$ 2,394	\$ 400	\$ 5,000	\$ 5,000	\$ 5,000	\$ 5,000
1299	OTHER PROGRAMS	\$ -	\$ -	\$ -	\$ -	\$ -	\$ -
Total Instructional		\$ 1,161,155	\$ 1,218,725	\$ 1,330,395	\$ 1,477,347	\$ 1,477,347	\$ 1,477,347
Support Services		2020 Actual	2021 Actual	2022 Budget	2023 Prop	2023 Approv	2023 Adopt

2110	ATTENDANCE	\$ -	\$ -	\$ -	\$ -	\$ -	\$ -
2120	COUNSELING SERVICES	\$ 29,761	\$ -	\$ -	\$ -	\$ -	\$ -
2130	HEALTH SERVICES	\$ 4,122	\$ -	\$ 5,000	\$ 8,500	\$ 8,500	\$ 8,500
2210	IMPROVEMENT OF INSTRUCTION	\$ 270	\$ 10,577	\$ 12,000	\$ 13,000	\$ 13,000	\$ 13,000
2220	EDUCATION MEDIA SERVICES	\$ -	\$ -	\$ -	\$ -	\$ -	\$ -
2240	INSTRUCTIONAL STAFF DEVELOP	\$ 141	\$ -	\$ -	\$ -	\$ -	\$ -
2310	BOARD OF EDUCATION	\$ 39,819	\$ 23,268	\$ 36,075	\$ 43,675	\$ 43,675	\$ 43,675
2321	EXECUTIVE ADMINISTRATION	\$ 106,528	\$ 99,552	\$ 118,161	\$ 89,073	\$ 89,073	\$ 89,073
2410	OFFICE OF THE PRINCIPAL	\$ 327,657	\$ 320,555	\$ 324,474	\$ 311,955	\$ 311,955	\$ 311,955
2520	FISCAL SERVICES	\$ 116,808	\$ 516,722	\$ 122,723	\$ 117,629	\$ 117,629	\$ 117,629
2540	OPERATION AND MAINTENANCE	\$ 348,039	\$ 353,721	\$ 442,746	\$ 457,708	\$ 457,708	\$ 457,708
2552	STUDENT TRANSPORTATION	\$ 204,823	\$ 220,865	\$ 256,827	\$ 254,819	\$ 254,819	\$ 254,819
2558	SPED TRANSPORTATION	\$ 15,228	\$ 14,007	\$ 37,310	\$ 35,066	\$ 35,066	\$ 35,066
2640	STAFF SERVICES	\$ 11	\$ -	\$ 1,250	\$ 1,900	\$ 1,900	\$ 1,900
2660	TECHNOLOGY SERVICES	\$ 30,045	\$ 25,280	\$ 44,093	\$ 45,371	\$ 45,371	\$ 45,371
2690	OTHER SUPPORT SERVICES	\$ -	\$ -	\$ -	\$ -	\$ -	\$ -
2700	SUPPLEMENTAL RETIREMENT	\$ -	\$ -	\$ -	\$ -	\$ -	\$ -
Total Support Services		\$ 1,223,252	\$ 1,584,547	\$ 1,400,659	\$ 1,378,696	\$ 1,378,696	\$ 1,378,696
Transfers and Contingency		2020 Actual	2021 Actual	2022 Budget	2023 Prop	2023 Approv	2023 Adopt
5200	Transfers of Funds	\$ 280,000	\$ 150,000	\$ 150,000	\$ 150,000	\$ 150,000	\$ 150,000
6110	Contingency	\$ 3	\$ -	\$ -	\$ -	\$ -	\$ -
Total Transfers and Contingency		\$ 280,003	\$ 150,000	\$ 150,000	\$ 150,000	\$ 150,000	\$ 150,000
Unappropriated Ending Fund Balance		2020 Actual	2021 Actual	2022 Budget	2023 Prop	2023 Approv	2023 Adopt
7000	Unappropriated Ending Fund Balance	\$ 2,112,159	\$ 1,884,802	\$ 1,575,179	\$ 2,077,960	\$ 2,077,960	\$ 2,077,960
Total Unappropriated Ending Fund Balance		\$ 2,112,159	\$ 1,884,802	\$ 1,575,179	\$ 2,077,960	\$ 2,077,960	\$ 2,077,960
Total General Fund Expenditures by Function		\$ 4,776,568	\$ 4,838,073	\$ 4,456,233	\$ 5,084,004	\$ 5,084,004	\$ 5,084,004

General Fund Operating by Object

The graph below displays how the General Fund is budgeted by object. As the graph indicates, the overwhelming majority of the General Fund is allocated to pay for people (salaries and benefits). Education is a service industry: its product is produced by personal relationships between teacher and student, support staff and teacher, administrator and student. On average school districts spend 75% to 80% on salaries and associated payroll costs. Reserves are not included below because they are non-operating programs.



Salaries and Associated Payroll Costs: Includes salaries for all General Fund District personnel, including substitutes, and all associated payroll costs such as PERS, FICA, workers' compensation, and health insurance benefits.

Purchased Services: Includes all utilities, legal and audit services, other contracted work, and all other services not provided by the District, but purchased from outside vendors.

Supplies and Materials: Includes classroom and building supplies and materials, athletic uniforms and supplies, library books, and computer software and hardware.

Other: Includes goods and services not otherwise classified above, ie. dues and fees, district insurance, and transfers to Special Revenue Accounts.

General Fund Object Detail

Object	Title	2020 Actual	2021 Actual	2022 Budget	2023 Prop	2023 Approv	2023 Adopt
Salaries							
111	CERTIFIED SALARIES	\$ 536,928	\$ 591,946	\$ 586,401	\$ 688,451	\$ 688,451	\$ 688,451
112	CLASSIFIED SALARIES	\$ 281,379	\$ 260,770	\$ 309,096	\$ 318,369	\$ 318,369	\$ 318,369
113	ADMINISTRATORS	\$ 186,589	\$ 198,138	\$ 206,223	\$ 158,525	\$ 158,525	\$ 158,525
114	MANAGERIAL	\$ 205,886	\$ 184,213	\$ 215,665	\$ 225,733	\$ 225,733	\$ 225,733
116	SUPP RET STIPENDS	\$ -	\$ 5,095	\$ -	\$ -	\$ -	\$ -
121	CERT. SUB. SALARY	\$ 24,988	\$ 9,115	\$ 38,800	\$ 40,724	\$ 40,724	\$ 40,724
122	CLASS. SUB. SALARY	\$ 10,296	\$ 2,067	\$ 15,870	\$ 16,410	\$ 16,410	\$ 16,410
130	ADDITIONAL SALARY	\$ 41,196	\$ 44,792	\$ 66,182	\$ 66,373	\$ 66,373	\$ 66,373
140	TRAVEL STIPEND	\$ 3,000	\$ 5,400	\$ 5,562	\$ 5,719	\$ 5,719	\$ 5,719
145	INSURANCE STIPEND	\$ 47,255	\$ 33,966	\$ 21,152	\$ 36,670	\$ 36,670	\$ 36,670
Total Salaries		\$ 1,337,516	\$ 1,335,502	\$ 1,464,951	\$ 1,556,974	\$ 1,556,974	\$ 1,556,974
Associated Payroll Costs							
210	PERS	\$ 438,891	\$ 415,094	\$ 456,633	\$ 462,108	\$ 462,108	\$ 462,108
220	SSA- FICA- PFMLI	\$ 116,412	\$ 132,037	\$ 132,400	\$ 147,080	\$ 147,080	\$ 147,080
230	OTHER PAYROLL COSTS	\$ -	\$ -	\$ -	\$ -	\$ -	\$ -
240	CONTRACTUAL EMP BENEFITS	\$ 138,260	\$ 180,431	\$ 240,180	\$ 220,281	\$ 220,281	\$ 220,281
Total Associated Payroll Costs		\$ 693,563	\$ 727,561	\$ 829,213	\$ 829,469	\$ 829,469	\$ 829,469
Purchased Services							
310	INSTRUCTIONAL PROF SERVICES	\$ 7,929	\$ 5,244	\$ 30,500	\$ 20,515	\$ 20,515	\$ 20,515
320	PROPERTY SERVICES	\$ 97,019	\$ 88,889	\$ 108,700	\$ 114,090	\$ 114,090	\$ 114,090
330	STUD TRANS SERVICES	\$ 1,248	\$ 50	\$ 2,300	\$ 2,369	\$ 2,369	\$ 2,369
340	TRAVEL	\$ 4,164	\$ 849	\$ 6,050	\$ 6,317	\$ 6,317	\$ 6,317
350	COMMUNICATION	\$ 21,951	\$ 19,617	\$ 24,700	\$ 26,958	\$ 26,958	\$ 26,958
374	TUITION PAYMENTS	\$ -	\$ -	\$ -	\$ -	\$ -	\$ -
380	NON-INSTRUCTIONAL PROF SERVICES	\$ 50,531	\$ 29,921	\$ 51,725	\$ 64,275	\$ 64,275	\$ 64,275
390	OTHER GENERAL SERVICES	\$ 1,993	\$ 1,880	\$ 2,500	\$ 2,575	\$ 2,575	\$ 2,575
Total Purchased Services		\$ 184,834	\$ 146,450	\$ 226,475	\$ 237,099	\$ 237,099	\$ 237,099

Supplies and Materials		2020 Actual	2021 Actual	2022 Budget	2023 Prop	2023 Approv	2023 Adopt
410	CONSUMABLE SUPPLIES	\$ 44,208	\$ 48,684	\$ 74,150	\$ 78,985	\$ 78,985	\$ 78,985
420	TEXTBOOKS	\$ -	\$ -	\$ -	\$ -	\$ -	\$ -
430	LIBRARY BOOKS	\$ -	\$ -	\$ -	\$ -	\$ -	\$ -
440	PERIODICALS	\$ -	\$ -	\$ -	\$ 3,000	\$ 3,000	\$ 3,000
460	NON-CONSUMABLE SUPPLIES	\$ 8,415	\$ 7,140	\$ 6,700	\$ 6,736	\$ 6,736	\$ 6,736
470	COMPUTER SOFTWARE	\$ 4,402	\$ 922	\$ 2,000	\$ 2,200	\$ 2,200	\$ 2,200
480	COMPUTER HARDWARE	\$ 5,077	\$ 2,693	\$ 2,000	\$ 2,200	\$ 2,200	\$ 2,200
Total Supplies and Materials		\$ 62,101	\$ 59,438	\$ 84,850	\$ 93,121	\$ 93,121	\$ 93,121
Capital Outlay		2020 Actual	2021 Actual	2022 Budget	2023 Prop	2023 Approv	2023 Adopt
520	BUILDINGS ACQUISITION	\$ -	\$ -	\$ -	\$ -	\$ -	\$ -
540	DEPRECIABLE EQUIPMENT	\$ 1,153	\$ -	\$ -	\$ -	\$ -	\$ -
564	BUSES AND CAP BUS IMPROVEMENT	\$ -	\$ -	\$ -	\$ -	\$ -	\$ -
Total Capital Outlay		\$ 1,153	\$ -	\$ -	\$ -	\$ -	\$ -
Other Objects		2020 Actual	2021 Actual	2022 Budget	2023 Prop	2023 Approv	2023 Adopt
640	DUES AND FEES	\$ 93,595	\$ 104,999	\$ 125,565	\$ 139,381	\$ 139,381	\$ 139,381
650	INSURANCE AND JUDGEMENTS	\$ 11,644	\$ 429,322	\$ -	\$ -	\$ -	\$ -
Total Other Objects		\$ 105,239	\$ 534,320	\$ 125,565	\$ 139,381	\$ 139,381	\$ 139,381
Transfers		2020 Actual	2021 Actual	2022 Budget	2023 Prop	2023 Approv	2023 Adopt
710	FUND MODIFICATIONS	\$ 280,000	\$ 150,000	\$ 150,000	\$ 150,000	\$ 150,000	\$ 150,000
Total Transfers		\$ 280,000	\$ 150,000	\$ 150,000	\$ 150,000	\$ 150,000	\$ 150,000
Other Use of Funds		2020 Actual	2021 Actual	2022 Budget	2023 Prop	2023 Approv	2023 Adopt
810	PLANNED RESERVE	\$ 3	\$ -	\$ -	\$ -	\$ -	\$ -
820	RESERVED FOR NEXT YEAR	\$ 2,112,159	\$ 1,884,802	\$ 1,575,179	\$ 2,077,960	\$ 2,077,960	\$ 2,077,960
Total Other Use of Funds		\$ 2,112,162	\$ 1,884,802	\$ 1,575,179	\$ 2,077,960	\$ 2,077,960	\$ 2,077,960
Total General Fund Expenditures by Object		\$ 4,776,568	\$ 4,838,073	\$ 4,456,233	\$ 5,084,004	\$ 5,084,004	\$ 5,084,004

FUND 200

Special Revenue Funds

These funds account for the proceeds of specific revenue sources that are restricted for specified purpose.

Federal Programs Generally, recipients must use federal funds to supplement existing program activities and may not replace (supplant) non-federal funds that they have appropriated for the same purpose.

Title I-A: Title I-A provides financial assistance to public schools with high numbers or percentages of children in poverty to help ensure that all children meet challenging state academic content and student academic achievement standards.

Title V-A REAP Flex: Provides flexibility to local school districts by allowing the funds to be used under one or more of the following ESEA: Title I, Part A, Title II Part A, Title II Part D, Title III, Title IV Part A, Title IV Part B, Title V Part A.

IDEA: The Individuals with Disabilities Education Act (IDEA) is the federal education law that regulates special education by guaranteeing all children with disabilities access to a free and appropriate public education.

Small, Rural School Achievement Program (SRSA): The purpose of this program is to provide financial assistance to rural districts to assist them in meeting their state's definition of adequate yearly progress.

Food Service Program The food service program provides breakfast and lunch meals that meet USDA nutrition standards. The financial goal of the program is a break-even. Mapleton is a participant of the USDA Community Eligibility Provision; all K-12 students receive a free breakfast and lunch (no application required).

Transportation Fund Funds received from the State School Fund for transportation depreciation must be accounted for in a separate special revenue fund. These revenue sources cannot be used in the General Fund and the expenditure of those funds shall be limited to the acquisition of new buses or transportation equipment.

Textbook Fund This fund accounts for the purchase of K-12 textbook adoptions and the replacement of student use technology. It includes an annual transfer of support from the general fund.

Student Body Fund These funds account for the money schools receive from students and parent groups for purposes such as athletics, special school projects, field trips, and other student activities.

Preschool Fund This fund was created with the goal of establishing a preschool program at Mapleton Elementary School. This program began operation in 2019-20. This has been shifted into the General Fund as grant resources are currently expended.

PERS-Retirement Fund- This fund was created to cover irregular payments from historical reassessments by PERS. Additionally, it can cover the increase in PERS costs from the base year rates of 2018-19. In 2020 the Board passed a directive to provide a basic retirement stipend for employees that have been with the district for 20 years or more. Duration is one month per PERS eligible year worked and the payment can be taken as the cheapest single insurance plan offered by the district, or as a cash equivalent payment.

Building Improvement Fund This fund was established to build a progressive reserve account to support the district's necessary improvements for building and grounds maintenance, equipment, and other capital outlay. In 2014 a partial replacement of the High School roof was paid out of this fund.

Fund 300

Debt Service Fund

This fund accounts for payments of interest and principal on long-term debt. Mapleton School District's long term debt includes a 2016 General Obligation Bond Series. General Obligation (GO) bonds are secured by the full-faith-and-credit and taxing power of the issuing municipality. The municipality pledges to pay the interest and principal on the debt as it matures. GO bonds may only be issued if authorized by a ballot election of the issuing jurisdiction. On May 17, 2016 voters of Mapleton School District approved the issuance of \$4,000,000 in bonds for district building renovations.

General Obligation Bonds

Series	Purpose	Issue Date	Maturity	Initial Amt	Outstanding as of July 1
	2016 Finance costs of capital projects	8/17/2019	6/15/2041	\$ 4,000,000	\$ 3,650,000

Fund 400

These funds account for revenue and expenditures for capital improvements. These accounts are used to report financial resources that are restricted, committed, or assigned for capital outlays including the acquisition, construction, and renovation of capital facilities or other capital assets. Capital Project Funds revenues were related to the GO Bonds issued in 2016.

General Obligation Bond On May 17, 2016 voters approved Measure 20-243, authorizing the issuance of \$4 million in general obligation bonds to improve facilities, safety and security. Specific projects are as follows: Upgrade accessibility, roofing, mechanical, electrical, plumbing and septic systems, and exterior of buildings at Mapleton Elementary (MES) and Mapleton High School (MHS). Renovate MES and MHS, including exterior areas. Add emergency exits and increase security at MES and MHS. Acquire technology to support classroom instruction and infrastructure. Resurface track. Purchase school buses. Site improvements, furnishing and equipping of projects, demolition and bond issuance costs.

Oregon School Capital Improvement Matching Program Through the passage of Measure 20-243 Mapleton School District was awarded a matching \$4 million grant from the State of Oregon (distributed by ODE) for capital costs. The OSCIM Program was created through Senate Bill 447. The primary goal of SB 447 is to encourage communities to pass local school district general obligation (GO) bonds to address the deferred maintenance problems present in Oregon's schools. The OSCIM Program is funded with state-issued GO bonds.

Seismic Rehabilitation Grant Program The Seismic Rehabilitation Grant Program (SRGP) is a state of Oregon competitive grant program that provides funding for the seismic rehabilitation of critical public buildings, particularly public schools and emergency services facilities. In April 2017, Mapleton Elementary School was awarded \$1,409,104 and Mapleton High School was awarded \$1,500,000 million for retrofit projects.

FUND 100 - General Fund

General Fund Revenues Details

Fund	Code	Title	2020 Actual	2021 Actual	2022 Budget	2023 Prop	2023 Approv	2023 Adopt
Local State School Fund with Local Revenue								
100	R1110	Ad Val Tax Levied By Dist	\$ 11	\$ 2	\$ 10	\$ 10		
100	R1111	Current Year's Taxes	\$ 681,178	\$ 700,839	\$ 780,109	\$ 759,322		
100	R1112	Prior Year's Taxes	\$ 10,735	\$ 12,232	\$ 12,000	\$ 12,000		
100	R1113	Back Taxes	\$ 308	\$ -	\$ -	\$ -		
100	R1114	Payment in Lieu of Prop Tax	\$ -	\$ -	\$ -	\$ -		
100	R1190	Penalties and Int on Taxes	\$ 2,429	\$ 2,717	\$ 2,000	\$ 2,000		
100	R1500	Interest on Taxes	\$ 520	\$ 116	\$ 400	\$ 400		
100	R2101	County School Fund	\$ 11,477	\$ 10,890	\$ 17,411	\$ 17,400		
100	R3101	State School Fund	\$ 1,639,871	\$ 1,851,686	\$ 1,783,111	\$ 1,998,030		
100	R3103	Common School Fund	\$ 16,200	\$ 17,844	\$ 14,180	\$ 14,763		
100	R3104	State Man. County Timber	\$ 780,744	\$ -	\$ -	\$ -		
100	R3199	Other Unrestricted Grants	\$ 11,644	\$ -	\$ -	\$ -		
Total State School Fund with Local Revenue			\$ 3,155,118	\$ 2,596,326	\$ 2,609,221	\$ 2,803,925	\$ -	\$ -
Other Local Revenue								
100	R1510	Interest on Investments	\$ 50,053	\$ 21,631	\$ 15,000	\$ 25,000		
100	R1710	Admission Fees	\$ -	\$ 7,016	\$ -	\$ 550		
100	R1910	Property Rental	\$ 4,800	\$ 18,299	\$ 5,092	\$ 5,245		
100	R1920	Private Source Donations	\$ 4,222	\$ 4,915	\$ -	\$ -		
100	R1960	Recover Prior Year Expenses	\$ 10,346	\$ 10,875	\$ -	\$ -		
100	R1990	Miscellaneous	\$ -	\$ (68)	\$ 4,800	\$ 4,800		
100	R2102	ESD Apportionment	\$ 18,000	\$ 58,785	\$ 26,000	\$ 26,000		
100	R2199	Heavy Equip Rental Tax	\$ -	\$ 1,180	\$ -	\$ 550		
100	R3299	Restricted Grants	\$ 7,232	\$ -	\$ -	\$ -		
100	R5300	Sale of Assets	\$ 7,000	\$ 6,955	\$ 1,000	\$ 1,000		
Total Other Local Revenue			\$ 101,653	\$ 129,588	\$ 51,892	\$ 63,145	\$ -	\$ -
Total General Fund Revenues			\$ 3,256,771	\$ 2,725,914	\$ 2,661,113	\$ 2,867,070	\$ -	\$ -

General Fund Function 1000 Details

Account Number	Code	Title	2020 Actual	2021 Actual	2022 Budget	2023 Prop	2023 Approv	2023 Adopt
Elementary K-6								
1001111258000000	111	CERTIFIED SALARIES	\$ 181,063	\$ 206,324	\$ 208,337	\$ 282,319	Preschool, PE, Art	
1001111258000000	112	CLASSIFIED SALARIES	\$ -	\$ 291	\$ -	\$ -		
1001111258000000	121	CERT. SUB. SALARY	\$ 11,052	\$ 1,065	\$ 17,500	\$ 18,025		
1001111258000000	122	CLASS. SUB. SALARY	\$ 2,119	\$ 650	\$ 3,370	\$ 3,471		
1001111258000000	130	ADDITIONAL SALARY	\$ 1,320	\$ 1,038	\$ 2,138	\$ 2,202		
1001111258000000	145	INSURANCE STIPEND	\$ 4,400	\$ -	\$ -	\$ 4,500		
1001111258000000	211	EMPLOYER CONTR.	\$ 18,945	\$ 19,618	\$ 19,722	\$ 26,822		
1001111258000000	212	PERS PICK-UP	\$ 12,173	\$ 10,325	\$ 12,360	\$ 16,810		
1001111258000000	216	EMPLR. CONT. OPSRP	\$ 35,429	\$ 37,320	\$ 38,150	\$ 49,133		
1001111258000000	220	SOCIAL SECURITY/FICA	\$ 14,592	\$ 15,355	\$ 15,785	\$ 21,468		
1001111258000000	231	WORKERS' COMP.	\$ 1,076	\$ 3,641	\$ 1,500	\$ 2,040		
1001111258000000	233	OR FAMILY LEAVE	\$ -	\$ -	\$ 1,031	\$ 1,402		
1001111258000000	240	INSURANCE	\$ 28,524	\$ 50,656	\$ 52,700	\$ 53,656		
1001111258000000	245	DIST PD ANNUITY	\$ 360	\$ 360	\$ 540	\$ 600		
1001111258000000	410	SUPPLIES AND MATERIALS	\$ 2,764	\$ 2,386	\$ 6,000	\$ 6,000		
1001111258000000	419	SUPPLIES/ODS	\$ 2,260	\$ -	\$ 2,500	\$ -		
1001111258000000	470	COMPUTER SOFTWARE	\$ 180	\$ 428	\$ -	\$ -		
1001111258000000	480	COMPUTER HARDWARE	\$ -	\$ -	\$ -	\$ -		
1001111258000000	640	DUES & FEES	\$ -	\$ 3,125	\$ 3,500	\$ 5,425		
Total Elementary K-6			\$ 316,257	\$ 352,581	\$ 385,133	\$ 493,873	\$ -	\$ -
Secondary Ed 7-12								
1001131628060000	111	CERTIFIED SALARIES	\$ 298,151	\$ 327,254	\$ 311,765	\$ 337,844	higher experience teachers	
1001131628060000	112	CLASSIFIED SALARIES	\$ 5,377	\$ -	\$ -	\$ -		
1001131628060000	121	CERT. SUB. SALARY	\$ 12,456	\$ 8,032	\$ 19,000	\$ 20,330		
1001131628060000	122	CLASS. SUB. SALARY	\$ 1,017	\$ 583	\$ 1,600	\$ 1,712		
1001131628060000	130	ADDITIONAL SALARY	\$ 1,077	\$ 1,960	\$ 1,300	\$ 1,391		
1001131628060000	145	INSURANCE STIPEND	\$ 4,950	\$ -	\$ -	\$ 5,000		
1001131628060000	211	EMPLOYER CONTR.	\$ 203	\$ 68	\$ -	\$ -		
1001131628060000	212	PERS PICK-UP	\$ 18,880	\$ 18,132	\$ 18,794	\$ 20,673		
1001131628060000	216	EMPLR. CONT. OPSRP	\$ 83,470	\$ 80,326	\$ 82,043	\$ 83,326		
1001131628060000	220	SOCIAL SECURITY/FICA	\$ 24,288	\$ 23,413	\$ 23,805	\$ 26,186		

1001131628060000	231	WORKERS' COMP.	\$ 1,720	\$ 5,522	\$ 2,000	\$ 2,200		
1001131628060000	233	OR FAMILY LEAVE	\$ -	\$ -	\$ 1,543	\$ 1,697		
1001131628060000	240	INSURANCE	\$ 72,280	\$ 76,783	\$ 79,087	\$ 78,280		
1001131628060000	245	DIST PD ANNUITY	\$ -	\$ 227	\$ -	\$ 250		
1001131628060000	340	TRAVEL	\$ 131	\$ -	\$ -	\$ -		
1001131628060000	355	PRINTING AND BINDING	\$ 1,219	\$ -	\$ 1,200	\$ 1,284		
1001131628060000	410	SUPPLIES AND MATERIALS	\$ 2,948	\$ 5,511	\$ 7,000	\$ 7,000		
1001131628060000	470	COMPUTER SOFTWARE	\$ 302	\$ -	\$ -	\$ -		
1001131628060000	480	COMPUTER HARDWARE	\$ 2,170	\$ -	\$ -	\$ -		
1001131628060000	640	DUES & FEES	\$ 240	\$ -	\$ 900	\$ 963		
Total Secondary Ed 7-12			\$ 530,878	\$ 547,811	\$ 550,037	\$ 588,136	\$ -	\$ -

Secondary Office Supplies			2020 Actual	2021 Actual	2022 Budget	2023 Prop	2023 Approv	2023 Adopt
1001131628290000	410	SUPPLIES AND MATERIALS	\$ 2,709	\$ 1,664	\$ 2,500	\$ 2,600		
Total Secondary Office Supplies			\$ 2,709	\$ 1,664	\$ 2,500	\$ 2,600	\$ -	\$ -

MS Extracurricular			2020 Actual	2021 Actual	2022 Budget	2023 Prop	2023 Approv	2023 Adopt
1001122378250000	130	ADDITIONAL SALARY	\$ -	\$ -	\$ 1,481	\$ 1,481		
1001122378250000	212	PERS PICK-UP	\$ -	\$ -	\$ 95	\$ 95		
1001122378250000	216	EMPLR. CONT. OPSRP	\$ -	\$ -	\$ 370	\$ 370		
1001122378250000	220	SOCIAL SECURITY/FICA	\$ -	\$ -	\$ 113	\$ 113		
1001122378250000	233	OR FAMILY LEAVE	\$ -	\$ -	\$ 7	\$ 7		
1001122378250000	231	WORKERS' COMP.	\$ -	\$ -	\$ 8	\$ 8		
Total MS Extracurricular			\$ -	\$ -	\$ 2,074	\$ 2,074	\$ -	\$ -

Secondary Extracurricular			2020 Actual	2021 Actual	2022 Budget	2023 Prop	2023 Approv	2023 Adopt
1001132628250000	130	ADDITIONAL SALARY	\$ 4,015	\$ 1,021	\$ 9,134	\$ 9,134		
1001132628250000	212	PERS PICK-UP	\$ 213	\$ 61	\$ 584	\$ 584		
1001132628250000	216	EMPLR. CONT. OPSRP	\$ 943	\$ 271	\$ 2,283	\$ 2,283		
1001132628250000	220	SOCIAL SECURITY/FICA	\$ 292	\$ 78	\$ 699	\$ 699		
1001132628250000	231	WORKERS' COMP.	\$ 21	\$ 4	\$ 52	\$ 52		
1001132628250000	233	OR FAMILY LEAVE	\$ -	\$ -	\$ 45	\$ 45		
Total Secondary Extracurricular			\$ 5,484	\$ 1,435	\$ 12,797	\$ 12,797	\$ -	\$ -

Special Education			2020 Actual	2021 Actual	2022 Budget	2023 Prop	2023 Approv	2023 Adopt
--------------------------	--	--	--------------------	--------------------	--------------------	------------------	--------------------	-------------------

1001250000320000	111	CERTIFIED SALARIES	\$ 39,238	\$ 58,368	\$ 66,299	\$ 68,288
1001250000320000	112	CLASSIFIED SALARIES	\$ 104,020	\$ 81,427	\$ 80,000	\$ 82,400
1001250000320000	113	ADMINISTRATORS	\$ 7,358	\$ 17,203	\$ 8,277	\$ 8,525
1001250000320000	121	CERT. SUB. SALARY	\$ 1,480	\$ 18	\$ 2,300	\$ 2,369
1001250000320000	122	CLASS. SUB. SALARY	\$ 2,292	\$ 616	\$ 3,600	\$ 3,708
1001250000320000	130	ADDITIONAL SALARY	\$ 846	\$ 3,328	\$ 1,000	\$ 1,030
1001250000320000	145	INSURANCE STIPEND	\$ 555	\$ 462	\$ 650	\$ 670
1001250000320000	211	EMPLOYER CONTR.	\$ 16,111	\$ 14,461	\$ 9,228	\$ 9,505
1001250000320000	212	PERS PICK-UP	\$ 8,843	\$ 8,983	\$ 8,784	\$ 9,048
1001250000320000	216	EMPLR. CONT. OPSRP	\$ 25,803	\$ 27,468	\$ 30,574	\$ 31,491
1001250000320000	220	SOCIAL SECURITY/FICA	\$ 11,662	\$ 10,375	\$ 10,360	\$ 10,671
1001250000320000	231	WORKERS' COMP.	\$ 868	\$ 2,411	\$ 820	\$ 845
1001250000320000	233	OR FAMILY LEAVE	\$ -	\$ -	\$ 810	\$ 834
1001250000320000	240	INSURANCE	\$ 10,374	\$ 18,746	\$ 19,317	\$ 19,897
1001250000320000	245	DIST PD ANNUITY	\$ 11	\$ 13	\$ 20	\$ 21
1001250000320000	313	STUDENT SERVICES	\$ 6,845	\$ 5,204	\$ 30,000	\$ 20,000
1001250000320000	340	TRAVEL	\$ 63	\$ 51	\$ 250	\$ 258
1001250000320000	380	NON-INSTR PROF SERV	\$ 788	\$ -	\$ 1,000	\$ 1,030
1001250000320000	410	SUPPLIES AND MATERIALS	\$ -	\$ 272	\$ -	\$ -
1001250000320000	470	COMPUTER SOFTWARE	\$ 275	\$ -	\$ -	\$ -
1001250000320000	640	DUES & FEES	\$ 328	\$ -	\$ 500	\$ 515

Total Special Education			\$ 237,758	\$ 249,406	\$ 273,789	\$ 271,103	\$ -	\$ -
--------------------------------	--	--	-------------------	-------------------	-------------------	-------------------	-------------	-------------

HS Alt Education Online

			2020 Actual	2021 Actual	2022 Budget	2023 Prop	2023 Approv	2023 Adopt
1001280628050000	470	COMPUTER SOFTWARE	\$ 2,295	\$ -	\$ -	\$ -		
1001280628050000	640	DUES & FEES	\$ 99	\$ 400	\$ 5,000	\$ 5,000		

Total HS Alt Education Online			\$ 2,394	\$ 400	\$ 5,000	\$ 5,000	\$ -	\$ -
--------------------------------------	--	--	-----------------	---------------	-----------------	-----------------	-------------	-------------

General Athletics

			2020 Actual	2021 Actual	2022 Budget	2023 Prop	2023 Approv	2023 Adopt
1001132628230000	130	ADDITIONAL SALARY	\$ 7,270	\$ 5,876	\$ 9,000	\$ 9,000		
1001132628230000	211	EMPLOYER CONTR.	\$ 169	\$ 99	\$ -	\$ -		
1001132628230000	212	PERS PICK-UP	\$ 412	\$ 338	\$ 670	\$ 670		
1001132628230000	216	EMPLR. CONT. OPSRP	\$ 1,683	\$ 1,414	\$ 2,600	\$ 2,600		
1001132628230000	220	SOCIAL SECURITY/FICA	\$ 522	\$ 430	\$ 800	\$ 800		
1001132628230000	233	OR FAMILY LEAVE	\$ -	\$ -	\$ 45	\$ 45		

1001132628230000	231	WORKERS' COMP.	\$ 38	\$ 96	\$ 65	\$ 65		
1001132628230000	318	PROF & IMP COSTS NON-INST	\$ 540	\$ -	\$ -	\$ -		
1001132628230000	327	WATER AND SEWAGE	\$ 117	\$ -	\$ -	\$ -		
1001132628230000	340	TRAVEL	\$ 690	\$ 743	\$ 1,000	\$ 1,000		
1001132628230000	410	SUPPLIES AND MATERIALS	\$ 40	\$ 1,028	\$ 500	\$ 500		
1001132628230000	460	NON-CONSUMABLE SUP.	\$ 5,204	\$ 5,066	\$ 5,500	\$ 5,500		
1001132628230000	470	COMPUTER SOFTWARE	\$ 1,350	\$ -	\$ -	\$ -		
1001132628230000	640	DUES & FEES	\$ 2,735	\$ 2,801	\$ 3,000	\$ 3,000		
1001132628230000	654	STUDENT INSURANCE PREM	\$ 229	\$ -	\$ 300	\$ 300		
Total General Athletics			\$ 20,999	\$ 17,892	\$ 23,480	\$ 23,480	\$ -	\$ -

MS Volleyball

			2020 Actual	2021 Actual	2022 Budget	2023 Prop	2023 Approv	2023 Adopt
1001122378230100	130	ADDITIONAL SALARY	\$ 2,541	\$ -	\$ 2,744	\$ 2,744		
1001122378230100	211	EMPLOYER CONTR.	\$ 496	\$ -	\$ -	\$ -		
1001122378230100	212	PERS PICK-UP	\$ 93	\$ -	\$ 176	\$ 176		
1001122378230100	216	EMPLR. CONT. OPSRP	\$ -	\$ -	\$ 686	\$ 686		
1001122378230100	220	SOCIAL SECURITY/FICA	\$ 194	\$ -	\$ 210	\$ 210		
1001122378230100	233	OR FAMILY LEAVE	\$ -	\$ -	\$ 13	\$ 13		
1001122378230100	231	WORKERS' COMP.	\$ 14	\$ -	\$ 15	\$ 15		
1001122378230100	380	NON-INSTR PROF SERV	\$ 300	\$ -	\$ 750	\$ 750		
1001122378230100	410	SUPPLIES AND MATERIALS	\$ -	\$ 43	\$ 50	\$ 50		
Total MS Volleyball			\$ 3,639	\$ 43	\$ 4,644	\$ 4,644	\$ -	\$ -

HS Volleyball

			2020 Actual	2021 Actual	2022 Budget	2023 Prop	2023 Approv	2023 Adopt
1001132628230100	130	ADDITIONAL SALARY	\$ 4,667	\$ 4,667	\$ 4,899	\$ 4,899		
1001132628230100	211	EMPLOYER CONTR.	\$ -	\$ -	\$ -	\$ -		
1001132628230100	212	PERS PICK-UP	\$ 280	\$ 280	\$ 314	\$ 314		
1001132628230100	216	EMPLR. CONT. OPSRP	\$ 1,240	\$ 1,240	\$ 1,225	\$ 1,225		
1001132628230100	220	SOCIAL SECURITY/FICA	\$ 357	\$ 357	\$ 375	\$ 375		
1001132628230100	233	OR FAMILY LEAVE	\$ -	\$ -	\$ 24	\$ 24		
1001132628230100	231	WORKERS' COMP.	\$ 26	\$ 17	\$ 28	\$ 28		
1001132628230100	380	NON-INSTR PROF SERV	\$ 2,648	\$ 667	\$ 2,000	\$ 2,000		
1001132628230100	410	SUPPLIES AND MATERIALS	\$ 119	\$ 319	\$ 250	\$ 250		
Total HS Volleyball			\$ 9,336	\$ 7,547	\$ 9,115	\$ 9,115	\$ -	\$ -

MS Football			2020 Actual	2021 Actual	2022 Budget	2023 Prop	2023 Approv	2023 Adopt
1001122378230200	130	ADDITIONAL SALARY	\$ -	\$ -	\$ 2,744	\$ 2,744		
1001122378230200	212	PERS PICK-UP	\$ -	\$ -	\$ 176	\$ 176		
1001122378230200	216	EMPLR. CONT. OPSRP	\$ -	\$ -	\$ 686	\$ 686		
1001122378230200	220	SOCIAL SECURITY/FICA	\$ -	\$ -	\$ 210	\$ 210		
1001122378230200	233	OR FAMILY LEAVE	\$ -	\$ -	\$ 13	\$ 13		
1001122378230200	231	WORKERS' COMP.	\$ -	\$ -	\$ 15	\$ 15		
1001122378230200	380	NON-INSTR PROF SERV	\$ -	\$ -	\$ 800	\$ 800		
1001122378230200	410	SUPPLIES AND MATERIALS	\$ -	\$ -	\$ 1,500	\$ 1,500		
Total MS Football			\$ -	\$ -	\$ 6,144	\$ 6,144	\$ -	\$ -

HS Football			2020 Actual	2021 Actual	2022 Budget	2023 Prop	2023 Approv	2023 Adopt
1001132628230200	130	ADDITIONAL SALARY	\$ 5,734	\$ 5,734	\$ 5,734	\$ 5,734		
1001132628230200	211	EMPLOYER CONTR.	\$ 1,168	\$ 1,168	\$ -	\$ -		
1001132628230200	212	PERS PICK-UP	\$ 219	\$ 219	\$ 367	\$ 367		
1001132628230200	216	EMPLR. CONT. OPSRP	\$ -	\$ -	\$ 1,434	\$ 1,434		
1001132628230200	220	SOCIAL SECURITY/FICA	\$ 439	\$ 439	\$ 439	\$ 439		
1001132628230200	233	OR FAMILY LEAVE	\$ -	\$ -	\$ 28	\$ 28		
1001132628230200	231	WORKERS' COMP.	\$ 30	\$ 19	\$ 32	\$ 32		
1001132628230200	380	NON-INSTR PROF SERV	\$ 1,628	\$ 1,417	\$ 2,000	\$ 2,000		
1001132628230200	410	SUPPLIES AND MATERIALS	\$ 2,933	\$ 3,138	\$ 5,500	\$ 5,500		
Total HS Football			\$ 12,151	\$ 12,134	\$ 15,534	\$ 15,534	\$ -	\$ -

MS Boys Basketball			2020 Actual	2021 Actual	2022 Budget	2023 Prop	2023 Approv	2023 Adopt
1001122378230300	130	ADDITIONAL SALARY	\$ 1,336	\$ 1,556	\$ 2,744	\$ 2,744		
1001122378230300	212	PERS PICK-UP	\$ -	\$ 7	\$ 176	\$ 176		
1001122378230300	216	EMPLR. CONT. OPSRP	\$ -	\$ 32	\$ 686	\$ 686		
1001122378230300	220	SOCIAL SECURITY/FICA	\$ 102	\$ 128	\$ 210	\$ 210		
1001122378230300	233	OR FAMILY LEAVE	\$ -	\$ -	\$ 13	\$ 13		
1001122378230300	231	WORKERS' COMP.	\$ 8	\$ 6	\$ 15	\$ 15		
1001122378230300	380	NON-INSTR PROF SERV	\$ 750	\$ 120	\$ 750	\$ 1,000		
1001122378230300	410	SUPPLIES AND MATERIALS	\$ 50	\$ -	\$ 50	\$ 50		
Total MS Boys Basketball			\$ 2,246	\$ 1,849	\$ 4,644	\$ 4,894	\$ -	\$ -

HS Boys Basketball			2020 Actual	2021 Actual	2022 Budget	2023 Prop	2023 Approv	2023 Adopt
---------------------------	--	--	--------------------	--------------------	--------------------	------------------	--------------------	-------------------

1001132628230300	130	ADDITIONAL SALARY	\$ 4,667	\$ 5,286	\$ 4,900	\$ 4,900		
1001132628230300	212	PERS PICK-UP	\$ -	\$ -	\$ 314	\$ 314		
1001132628230300	216	EMPLR. CONT. OPSRP	\$ -	\$ -	\$ 1,225	\$ 1,225		
1001132628230300	220	SOCIAL SECURITY/FICA	\$ 357	\$ 404	\$ 375	\$ 375		
1001132628230300	233	OR FAMILY LEAVE	\$ -	\$ -	\$ 24	\$ 24		
1001132628230300	231	WORKERS' COMP.	\$ 25	\$ 18	\$ 28	\$ 28		
1001132628230300	380	NON-INSTR PROF SERV	\$ 1,809	\$ 1,335	\$ 1,900	\$ 3,000	Increased # of officials	
1001132628230300	410	SUPPLIES AND MATERIALS	\$ 98	\$ 64	\$ 200	\$ 200		
Total HS Boys Basketball			\$ 6,956	\$ 7,108	\$ 8,966	\$ 10,066	\$ -	\$ -

MS Girls Basketball

			2020 Actual	2021 Actual	2022 Budget	2023 Prop	2023 Approv	2023 Adopt
1001122378230400	130	ADDITIONAL SALARY	\$ -	\$ 1,336	\$ 2,744	\$ 2,744		
1001122378230400	212	PERS PICK-UP	\$ -	\$ 80	\$ 176	\$ 176		
1001122378230400	216	EMPLR. CONT. OPSRP	\$ -	\$ 355	\$ 686	\$ 686		
1001122378230400	220	SOCIAL SECURITY/FICA	\$ -	\$ 116	\$ 210	\$ 210		
1001122378230400	233	OR FAMILY LEAVE	\$ -	\$ -	\$ 13	\$ 13		
1001122378230400	231	WORKERS' COMP.	\$ -	\$ 5	\$ 15	\$ 15		
1001122378230400	380	NON-INSTR PROF SERV	\$ 750	\$ 180	\$ 750	\$ 1,000		
1001122378230400	410	SUPPLIES AND MATERIALS	\$ 50	\$ -	\$ 50	\$ 50		
Total MS Girls Basketball			\$ 800	\$ 2,073	\$ 4,644	\$ 4,894	\$ -	\$ -

HS Girls Basketball

			2020 Actual	2021 Actual	2022 Budget	2023 Prop	2023 Approv	2023 Adopt
1001132628230400	130	ADDITIONAL SALARY	\$ 4,314	\$ 4,314	\$ 4,900	\$ 4,900		
1001132628230400	212	PERS PICK-UP	\$ 148	\$ 148	\$ 314	\$ 314		
1001132628230400	216	EMPLR. CONT. OPSRP	\$ 654	\$ 654	\$ 1,225	\$ 1,225		
1001132628230400	220	SOCIAL SECURITY/FICA	\$ 330	\$ 329	\$ 375	\$ 375		
1001132628230400	233	OR FAMILY LEAVE	\$ -	\$ -	\$ 24	\$ 24		
1001132628230400	231	WORKERS' COMP.	\$ 23	\$ 15	\$ 28	\$ 28		
1001132628230400	380	NON-INSTR PROF SERV	\$ 1,809	\$ 1,339	\$ 1,900	\$ 3,000	Increased # of officials	
1001132628230400	410	SUPPLIES AND MATERIALS	\$ 99	\$ 64	\$ 200	\$ 200		
Total HS Girls Basketball			\$ 7,377	\$ 6,863	\$ 8,966	\$ 10,066	\$ -	\$ -

MS Track

			2020 Actual	2021 Actual	2022 Budget	2023 Prop	2023 Approv	2023 Adopt
1001122378230600	130	ADDITIONAL SALARY	\$ -	\$ 2,320	\$ 2,744	\$ 2,744		
1001122378230600	212	PERS PICK-UP	\$ -	\$ 139	\$ 176	\$ 176		

General Fund Function 2000 Details

Account Number	Code	Title	2020 Actual	2021 Actual	2022 Budget	2023 Prop	2023 Approv	2023 Adopt
Elementary Health Services								
1002130258000000	380	NON-INSTR PROF SERV	\$ 1,275	\$ -	\$ 1,750	\$ 2,500		Additional student needs
1002130258000000	410	SUPPLIES AND MATERIALS	\$ 549	\$ -	\$ 750	\$ 1,000		
Total Elementary Health Services			\$ 1,824	\$ -	\$ 2,500	\$ 3,500	\$ -	\$ -
High School Health Services								
1002130628000000	380	NON-INSTR PROF SERV	\$ 1,200	\$ -	\$ 1,750	\$ 3,500		Additional student needs
1002130628000000	410	SUPPLIES AND MATERIALS	\$ 547	\$ -	\$ 750	\$ 1,500		
Total High School Health Services			\$ 1,747	\$ -	\$ 2,500	\$ 5,000	\$ -	\$ -
Staff Improvement								
1002210000000000	212	PERS PICK-UP	\$ -	\$ 86	\$ -	\$ -		
1002210000000000	216	EMPLR. CONT. OPSRP	\$ -	\$ 382	\$ -	\$ -		
1002210000000000	220	SOCIAL SECURITY/FICA	\$ -	\$ 109	\$ -	\$ -		
1002210000000000	244	TUITION REIMB	\$ 150	\$ 10,000	\$ 12,000	\$ 10,000		Contract cap of 10k
1002210000000000	450	FOOD	\$ -	\$ -	\$ -	\$ 3,000		Staff wellness
1002210000000000	640	DUES & FEES	\$ 120	\$ -	\$ -	\$ -		
Total Staff Improvement			\$ 270	\$ 10,577	\$ 12,000	\$ 13,000	\$ -	\$ -
Board of Education								
1002310000000000	340	TRAVEL	\$ 2,361	\$ -	\$ 2,000	\$ 2,000		
1002310000000000	354	ADVERTISING	\$ 1,444	\$ 1,207	\$ 1,200	\$ 1,800		
1002310000000000	381	AUDIT SERVICES	\$ 19,800	\$ 17,560	\$ 20,000	\$ 22,000		Additional costs for SIA
1002310000000000	382	LEGAL SERVICES	\$ 13,839	\$ 2,378	\$ 10,000	\$ 15,000		Potential contract reviews
1002310000000000	388	ELECTION SERVICES	\$ 184	\$ -	\$ 375	\$ 375		
1002310000000000	410	SUPPLIES AND MATERIALS	\$ -	\$ 100	\$ 500	\$ 500		
1002310000000000	640	DUES & FEES	\$ 2,191	\$ 2,024	\$ 2,000	\$ 2,000		
Total Board of Education			\$ 39,819	\$ 23,268	\$ 36,075	\$ 43,675	\$ -	\$ -
Office of Superintendent								
1002321008000000	113	ADMINISTRATORS	\$ 64,099	\$ 60,846	\$ 71,401	\$ 45,000		New Sup Contract
1002321008000000	140	TRAVEL STIPEND	\$ 3,000	\$ 3,000	\$ 3,090	\$ 3,000		
1002321008000000	145	INSURANCE STIPEND	\$ 3,960	\$ 3,960	\$ -	\$ -		

1002321008000000	211	EMPLOYER CONTR.	\$ 22,760	\$ 19,395	\$ 18,911	\$ -	New Sup OPSRP
1002321008000000	212	PERS PICK-UP	\$ 4,263	\$ 3,583	\$ 4,482	\$ 5,154	
1002321008000000	216	EMPLR. CONT. OPSRP	\$ -	\$ -	\$ -	\$ 12,600	
1002321008000000	220	SOCIAL SECURITY/FICA	\$ 5,414	\$ 4,765	\$ 5,358	\$ 6,162	
1002321008000000	231	WORKERS' COMP.	\$ 372	\$ 1,649	\$ 394	\$ 453	
1002321008000000	233	OR FAMILY LEAVE	\$ -	\$ -	\$ 375	\$ 431	
1002321008000000	240	INSURANCE	\$ 254	\$ 254	\$ 11,400	\$ 13,110	
1002321008000000	340	TRAVEL	\$ -	\$ -	\$ -	\$ -	
1002321008000000	410	SUPPLIES AND MATERIALS	\$ 72	\$ -	\$ -	\$ -	
1002321008000000	640	DUES & FEES	\$ 2,335	\$ 2,101	\$ 2,750	\$ 3,163	
Total Office of Superintendent			\$ 106,528	\$ 99,552	\$ 118,161	\$ 89,073	\$ - \$ -

Elementary Principal			2020 Actual	2021 Actual	2022 Budget	2023 Prop	2023 Approv	2023 Adopt
1002410258000000	113	ADMINISTRATORS	\$ 37,391	\$ 44,014	\$ 41,651	\$ 60,000	Principal Switch and SIA	
1002410258000000	114	MANAGERIAL	\$ 46,553	\$ 32,229	\$ 33,000	\$ 34,650		
1002410258000000	116	RETIREMENT STIPEND	\$ -	\$ 5,095	\$ -	\$ -		
1002410258000000	145	INSURANCE STIPEND	\$ 7,563	\$ 10,206	\$ 6,500	\$ 13,000		
1002410258000000	211	EMPLOYER CONTR.	\$ 29,309	\$ 15,209	\$ 11,031	\$ 16,800		
1002410258000000	212	PERS PICK-UP	\$ 5,490	\$ 3,551	\$ 5,660	\$ 6,509		
1002410258000000	216	EMPLR. CONT. OPSRP	\$ -	\$ 3,331	\$ 7,920	\$ 9,702		
1002410258000000	220	SOCIAL SECURITY/FICA	\$ 6,993	\$ 6,994	\$ 6,766	\$ 7,781		
1002410258000000	231	WORKERS' COMP.	\$ 487	\$ 1,943	\$ 497	\$ 572		
1002410258000000	233	OR FAMILY LEAVE	\$ -	\$ -	\$ 480	\$ 552		
1002410258000000	240	INSURANCE	\$ 381	\$ 384	\$ 11,400	\$ 1		
1002410258000000	412	POPS	\$ 6	\$ -	\$ 400	\$ 460		
1002410258000000	640	DUES & FEES	\$ -	\$ -	\$ 200	\$ 230		
Total Elementary Principal			\$ 134,174	\$ 122,956	\$ 125,505	\$ 150,256	\$ - \$ -	

High School Principal			2020 Actual	2021 Actual	2022 Budget	2023 Prop	2023 Approv	2023 Adopt
1002410628000000	113	ADMINISTRATORS	\$ 77,742	\$ 76,075	\$ 84,894	\$ 45,000	Sup	
1002410628000000	114	MANAGERIAL	\$ 41,323	\$ 43,320	\$ 43,000	\$ 45,150		
1002410628000000	122	CLASSIFIED SUBSTITUTE	\$ -	\$ 218	\$ -	\$ -		
1002410628000000	140	TRAVEL STIPEND	\$ -	\$ 2,400	\$ 2,472	\$ 2,719		
1002410628000000	145	INSURANCE STIPEND	\$ 14,086	\$ 12,738	\$ 14,000	\$ 6,500		
1002410628000000	211	EMPLOYER CONTR.	\$ 27,299	\$ 26,583	\$ 22,484	\$ -		

1002410628000000	212	PERS PICK-UP	\$ 7,796	\$ 7,861	\$ 8,174	\$ 8,991		
1002410628000000	216	EMPLR. CONT. OPSRP	\$ 11,884	\$ 12,865	\$ 10,320	\$ 25,242		
1002410628000000	220	SOCIAL SECURITY/FICA	\$ 10,144	\$ 10,367	\$ 9,770	\$ 10,747		
1002410628000000	231	WORKERS' COMP.	\$ 708	\$ 3,068	\$ 719	\$ 791		
1002410628000000	233	OR FAMILY LEAVE	\$ -	\$ -	\$ 665	\$ 732		
1002410628000000	240	INSURANCE	\$ 705	\$ 537	\$ 1	\$ 13,110		
1002410628000000	245	DIST PD ANNUITY	\$ 290	\$ 347	\$ 370	\$ 407		
1002410628000000	340	TRAVEL	\$ -	\$ -	\$ -	\$ -		
1002410628000000	410	SUPPLIES AND MATERIALS	\$ 9	\$ -	\$ -	\$ -		
1002410628000000	412	POPS	\$ 327	\$ 258	\$ 800	\$ 880		
1002410628000000	640	DUES & FEES	\$ 1,172	\$ 963	\$ 1,300	\$ 1,430		
Total High School Principal			\$ 193,484	\$ 197,599	\$ 198,969	\$ 161,699	\$ -	\$ -

Fiscal Services			2020 Actual	2021 Actual	2022 Budget	2023 Prop	2023 Approv	2023 Adopt
1002520008000000	114	MANAGERIAL	\$ 53,467	\$ 41,299	\$ 62,872	\$ 62,159		
1002520008000000	212	PERS PICK-UP	\$ 3,208	\$ 2,478	\$ 3,914	\$ 4,305		
1002520008000000	216	EMPLR. CONT. OPSRP	\$ 14,212	\$ 10,977	\$ 15,358	\$ 11,977		
1002520008000000	220	SOCIAL SECURITY/FICA	\$ 3,751	\$ 2,941	\$ 4,894	\$ 5,383		
1002520008000000	231	WORKERS' COMP.	\$ 291	\$ 866	\$ 360	\$ 396		
1002520008000000	232	UNEMPLOYMENT COMP	\$ 1,976	\$ 9,252	\$ 360	\$ 396		
1002520008000000	233	OR FAMILY LEAVE	\$ -	\$ -	\$ 320	\$ 352		
1002520008000000	240	INSURANCE	\$ 15,748	\$ 11,910	\$ 22,145	\$ 18,910		
1002520008000000	340	TRAVEL	\$ 769	\$ -	\$ 2,500	\$ 2,750		
1002520008000000	353	POSTAGE	\$ 2,230	\$ 904	\$ 3,000	\$ 3,300		
1002520008000000	380	NON-INSTR PROF SERV	\$ 272	\$ -	\$ 1,000	\$ 1,100		
1002520008000000	410	SUPPLIES AND MATERIALS	\$ 112	\$ 231	\$ 1,000	\$ 1,100		
1002520008000000	640	DUES & FEES	\$ 9,127	\$ 6,543	\$ 5,000	\$ 5,500		
1002520008000000	650	INSURANCE & JUDGEMENTS	\$ 11,643	\$ 429,322	\$ -	\$ -		
Total Fiscal Services			\$ 116,806	\$ 516,722	\$ 122,723	\$ 117,629	\$ -	\$ -

Technology			2020 Actual	2021 Actual	2022 Budget	2023 Prop	2023 Approv	2023 Adopt
1002660000000000	114	MANAGERIAL	\$ -	\$ 887	\$ 6,985	\$ 6,985		
1002660000000000	130	ADDITIONAL SALARY	\$ 2,042	\$ 2,042	\$ 2,042	\$ 2,042		
1002660000000000	212	PERS PICK-UP	\$ 123	\$ 176	\$ 480	\$ 528		
1002660000000000	216	EMPLR. CONT. OPSRP	\$ 543	\$ 778	\$ 2,206	\$ 2,427		

1002660000000000	220	SOCIAL SECURITY/FICA	\$ 143	\$ 208	\$ 600	\$ 660		
1002660000000000	233	OR FAMILY LEAVE	\$ -	\$ -	\$ 40	\$ 44		
1002660000000000	231	WORKERS' COMP.	\$ 11	\$ 48	\$ 40	\$ 44		
1002660000000000	240	INSURANCE	\$ -	\$ 541	\$ 2,200	\$ 1,541		
1002660000000000	322	REPAIRS & MAINT.	\$ 2,213	\$ -	\$ 2,000	\$ 2,200		
1002660000000000	324	RENTALS	\$ 10,223	\$ 5,215	\$ 6,500	\$ 6,500		
1002660000000000	351	TELEPHONE	\$ 4,418	\$ 4,461	\$ 5,000	\$ 4,800		
1002660000000000	359	OTHER COMMUNICATION SERV	\$ 7,330	\$ 7,299	\$ 8,000	\$ 8,800		
1002660000000000	380	NON-INSTR PROF SERV	\$ 93	\$ -	\$ 1,000	\$ 1,100		
1002660000000000	410	SUPPLIES AND MATERIALS	\$ -	\$ 363	\$ 2,000	\$ 2,200		
1002660000000000	470	COMPUTER SOFTWARE	\$ -	\$ 494	\$ 2,000	\$ 2,200		
1002660000000000	480	COMPUTER HARDWARE	\$ 2,907	\$ 2,693	\$ 2,000	\$ 2,200		
1002660000000000	640	DUES & FEES	\$ -	\$ 75	\$ 1,000	\$ 1,100		
Total Technology			\$ 30,045	\$ 25,280	\$ 44,093	\$ 45,371	\$ -	\$ -

Maintenance

			2020 Actual	2021 Actual	2022 Budget	2023 Prop	2023 Approv	2023 Adopt
1002540068000000	112	CLASSIFIED SALARIES	\$ 98,070	\$ 99,279	\$ 132,355	\$ 136,326		
1002540068000000	114	MANAGERIAL	\$ 12,909	\$ 13,296	\$ 17,790	\$ 19,569		
1002540068000000	122	CLASS. SUB. SALARY	\$ 2,290	\$ -	\$ 3,500	\$ 3,605		
1002540068000000	130	ADDITIONAL SALARY	\$ 132	\$ -	\$ 200	\$ 206		
1002540068000000	145	INSURANCE STIPEND	\$ 1,320	\$ 1,320	\$ 1	\$ 1,500		
1002540068000000	211	EMPLOYER CONTR.	\$ 15,609	\$ 16,139	\$ 20,684	\$ 17,139		
1002540068000000	212	PERS PICK-UP	\$ 6,592	\$ 6,834	\$ 9,146	\$ 9,420		
1002540068000000	216	EMPLR. CONT. OPSRP	\$ 16,250	\$ 16,880	\$ 22,503	\$ 17,880		
1002540068000000	220	SOCIAL SECURITY/FICA	\$ 8,743	\$ 8,676	\$ 11,611	\$ 11,959		
1002540068000000	231	WORKERS' COMP.	\$ 3,925	\$ 2,840	\$ 4,117	\$ 4,241		
1002540068000000	233	OR FAMILY LEAVE	\$ -	\$ -	\$ 750	\$ 773		
1002540068000000	240	INSURANCE	\$ 8,408	\$ 9,444	\$ 9,000	\$ 9,270		
1002540068000000	322	REPAIRS & MAINT.	\$ 2,118	\$ 2,985	\$ 7,500	\$ 7,725		
1002540068000000	325	ELECTRICITY	\$ 60,193	\$ 60,962	\$ 62,000	\$ 63,860		
1002540068000000	327	WATER AND SEWAGE	\$ 9,061	\$ 4,146	\$ 10,500	\$ 10,815		
1002540068000000	328	GARBAGE	\$ 5,908	\$ 6,563	\$ 6,500	\$ 6,695		
1002540068000000	329	SECURITY SERVICE	\$ 5,958	\$ 7,599	\$ 7,200	\$ 9,600	Addl alarm communication	
1002540068000000	340	TRAVEL	\$ 84	\$ -	\$ 100	\$ 103		
1002540068000000	380	NON-INSTR PROF SERV	\$ 1,376	\$ 820	\$ 1,500	\$ 1,545		

1002540068000000	410	SUPPLIES AND MATERIALS	\$ 7,752	\$ 4,339	\$ 10,000	\$ 10,300		
1002540068000000	415	GAS/OIL/MAINT/SUPPLIES	\$ 1,480	\$ 2,318	\$ 4,000	\$ 4,120		
1002540068000000	417	JANITORIAL SUPPLIES	\$ 10,830	\$ 11,126	\$ 12,000	\$ 12,360		
1002540068000000	460	NON-CONSUMABLE SUP.	\$ 499	\$ -	\$ -	\$ -		
1002540068000000	542	REPLACE EQUIP	\$ 1,153	\$ -	\$ -	\$ -		
1002540068000000	640	DUES & FEES	\$ 836	\$ 495	\$ 1,000	\$ 1,030		
1002540068000000	651	LIABILITY INSURANCE	\$ 66,543	\$ 77,661	\$ 88,789	\$ 97,668	Increasing rates	
Total Maintenance			\$ 348,039	\$ 353,721	\$ 442,746	\$ 457,708	\$ -	\$ -

Transportation			2020 Actual	2021 Actual	2022 Budget	2023 Prop	2023 Approv	2023 Adopt
1002552038000000	112	CLASSIFIED SALARIES	\$ 63,473	\$ 70,034	\$ 71,741	\$ 73,893		
1002552038000000	114	MANAGERIAL	\$ 51,634	\$ 53,183	\$ 52,018	\$ 57,220		
1002552038000000	122	CLASS. SUB. SALARY	\$ 2,578	\$ -	\$ 3,800	\$ 3,914		
1002552038000000	130	ADDITIONAL SALARY	\$ -	\$ -	\$ -	\$ -		
1002552038000000	145	INSURANCE STIPEND	\$ 5,280	\$ 5,280	\$ 1	\$ 5,500		
1002552038000000	211	EMPLOYER CONTR.	\$ 8,285	\$ 8,038	\$ 7,963	\$ 8,202		
1002552038000000	212	PERS PICK-UP	\$ 6,863	\$ 7,038	\$ 8,400	\$ 8,652		
1002552038000000	216	EMPLR. CONT. OPSRP	\$ 23,527	\$ 24,507	\$ 29,961	\$ 25,507		
1002552038000000	220	SOCIAL SECURITY/FICA	\$ 9,332	\$ 9,750	\$ 11,541	\$ 11,887		
1002552038000000	231	WORKERS' COMP.	\$ 3,743	\$ 3,757	\$ 5,276	\$ 5,434		
1002552038000000	233	OR FAMILY LEAVE	\$ -	\$ -	\$ 750	\$ 773		
1002552038000000	240	INSURANCE	\$ 229	\$ 229	\$ 20,000	\$ 1,229		
1002552038000000	318	PROF & IMP COSTS NON-INST	\$ 544	\$ 40	\$ 500	\$ 515		
1002552038000000	322	REPAIRS & MAINT.	\$ -	\$ -	\$ 5,000	\$ 5,150		
1002552038000000	325	ELECTRICITY	\$ 1,228	\$ 1,419	\$ 1,500	\$ 1,545		
1002552038000000	331	REIMBURSABLE STUDENT TRAN	\$ 1,169	\$ 50	\$ 2,000	\$ 2,060		
1002552038000000	340	TRAVEL	\$ 67	\$ 55	\$ 200	\$ 206		
1002552038000000	351	TELEPHONE	\$ 770	\$ 993	\$ 1,000	\$ 1,030		
1002552038000000	359	OTHER COMMUNICATION SERV	\$ 4,542	\$ 4,754	\$ 4,800	\$ 4,944		
1002552038000000	380	NON-INSTR PROF SERV	\$ 1,459	\$ 4,106	\$ 2,500	\$ 2,575		
1002552038000000	390	LAUNDRY	\$ 1,993	\$ 1,880	\$ 2,500	\$ 2,575		
1002552038000000	410	SUPPLIES AND MATERIALS	\$ 258	\$ 285	\$ 500	\$ 515		
1002552038000000	414	VEHICLE SUPPLIES	\$ 67	\$ 34	\$ 14,000	\$ 19,000	Increased fuel prices	
1002552038000000	415	GAS/OIL/MAINT/SUPPLIES	\$ 7,421	\$ 14,546	\$ -	\$ -		
1002552038000000	416	TIRES/BATTERIES	\$ 141	\$ -	\$ -	\$ -		

1002552038000000	460	NON-CONSUMABLE SUP.	\$ 2,712	\$ 2,074	\$ 1,200	\$ 1,236		
1002552038000000	640	DUES & FEES	\$ -	\$ 25	\$ 250	\$ 258		
1002552038000000	651	LIABILITY INSURANCE	\$ 7,510	\$ 8,787	\$ 9,426	\$ 11,000	Additional vehicle	
Total Transportation			\$ 204,823	\$ 220,865	\$ 256,827	\$ 254,819	\$ -	\$ -

SPED Transportation			2020 Actual	2021 Actual	2022 Budget	2023 Prop	2023 Approv	2023 Adopt
1002558038320000	112	CLASSIFIED SALARIES	\$ 10,439	\$ 9,739	\$ 25,000	\$ 25,750		
1002558038320000	212	PERS PICK-UP	\$ 617	\$ 584	\$ 1,500	\$ 1,545		
1002558038320000	216	EMPLR. CONT. OPSRP	\$ 2,734	\$ 2,589	\$ 6,750	\$ 3,589		
1002558038320000	220	SOCIAL SECURITY/FICA	\$ 799	\$ 745	\$ 1,500	\$ 1,545		
1002558038320000	233	OR FAMILY LEAVE	\$ -	\$ -	\$ 260	\$ 268		
1002558038320000	231	WORKERS' COMP.	\$ 561	\$ 350	\$ 2,000	\$ 2,060		
1002558038320000	331	REIMBURSABLE STUDENT TRAN	\$ 78	\$ -	\$ 300	\$ 309		
Total SPED Transportation			\$ 15,228	\$ 14,007	\$ 37,310	\$ 35,066	\$ -	\$ -

Staff Recruitment			2020 Actual	2021 Actual	2022 Budget	2023 Prop	2023 Approv	2023 Adopt
1002640008000000	354	ADVERTISING	\$ -	\$ -	\$ 500	\$ 1,000	Additional ad services	
1002640008000000	410	SUPPLIES AND MATERIALS	\$ 11	\$ -	\$ 100	\$ 100		
1002640008000000	640	DUES & FEES	\$ -	\$ -	\$ 650	\$ 800		
Total Staff Recruitment			\$ 11	\$ -	\$ 1,250	\$ 1,900	\$ -	\$ -

No Longer Used Codes			2020 Actual	2021 Actual	2022 Budget	2023 Prop	2023 Approv	2023 Adopt
1002120008000000	111	CERTIFIED SALARIES	\$ 18,476	\$ -	\$ -	\$ -		
1002120008000000	145	INSURANCE STIPEND	\$ 5,142	\$ -	\$ -	\$ -		
1002120008000000	212	PERS PICK-UP	\$ 654	\$ -	\$ -	\$ -		
1002120008000000	216	EMPLR. CONT. OPSRP	\$ 2,896	\$ -	\$ -	\$ -		
1002120008000000	220	SOCIAL SECURITY/FICA	\$ 1,807	\$ -	\$ -	\$ -		
1002120008000000	231	WORKERS' COMP.	\$ 128	\$ -	\$ -	\$ -		
1002120008000000	240	INSURANCE	\$ 548	\$ -	\$ -	\$ -		
1002120008000000	410	SUPPLIES AND MATERIALS	\$ 56	\$ -	\$ -	\$ -		
1002120008000000	640	DUES & FEES	\$ 55	\$ -	\$ -	\$ -		
1002130008000000	380	NON-INSTR PROF SERV	\$ 550	\$ -	\$ -	\$ -		
1002240000000000	410	SUPPLIES AND MATERIALS	\$ 66	\$ -	\$ -	\$ -		
1002240000000000	640	DUES & FEES	\$ 75	\$ -	\$ -	\$ -		
Total No Longer Used Codes			\$ 30,452	\$ -	\$ -	\$ -	\$ -	\$ -

Total General Fund Function 2000 Expenditures	\$ 1,223,250	\$ 1,584,547	\$ 1,400,659	\$ 1,378,696	\$ -	\$ -
------------------------------------------------------	---------------------	---------------------	---------------------	---------------------	-------------	-------------

General Fund Function 5000, 6000, 7000 Details

Account Number	Code	Title	2020 Actual	2021 Actual	2022 Budget	2023 Prop	2023 Approv	2023 Adopt
Transfer of Funds								
1005200000000000	710	FUND MODIFICATIONS	\$ 280,000	\$ 150,000	\$ 150,000	\$ 150,000		
Total Transfer of Funds			\$ 280,000	\$ 150,000	\$ 150,000	\$ 150,000	\$ -	\$ -

Contingency			2020 Actual	2021 Actual	2022 Budget	2023 Prop	2023 Approv	2023 Adopt
1006110008000000	810	PLANNED RESERVE	\$ 3	\$ -	\$ -	\$ -		
Total Contingency			\$ 3	\$ -	\$ -	\$ -	\$ -	\$ -

Total General Fund Operating Expenditures	\$ 2,664,407	\$ 2,953,271	\$ 2,881,054	\$ 3,006,044	\$ -	\$ -
--------------------------------------------------	---------------------	---------------------	---------------------	---------------------	-------------	-------------

Total General Fund Operating Revenues	\$ 3,256,771	\$ 2,725,914	\$ 2,661,113	\$ 2,867,070	\$ -	\$ -
----------------------------------------------	---------------------	---------------------	---------------------	---------------------	-------------	-------------

Beginning and Ending Balances	2020 Actual	2021 Actual	2022 Budget	2023 Prop	2023 Approv	2023 Adopt
100 R5400 BEGINNING FUND BALANCE	\$ 1,519,795	\$ 2,112,159	\$ 1,795,120	\$ 2,216,934		
1007000008000000 820 RESERVED FOR NEXT YEAR	\$ 2,112,159	\$ 1,884,802	\$ 1,575,179	\$ 2,077,960		
Total General Fund Revenues	\$ 4,776,566	\$ 4,838,073	\$ 4,456,233	\$ 5,084,004	\$ -	\$ -
Total General Fund Expenditures	\$ 4,776,566	\$ 4,838,073	\$ 4,456,233	\$ 5,084,004	\$ -	\$ -

Fund 200 - Special Revenue Fund

Special Revenue Fund Revenues Details

Fund	Code	Title	2020 Actual	2021 Actual	2022 Budget	2023 Prop	2023 Approv	2023 Adopt
Federal Grant Funds								
204	R4509	US GOV GRANT SRSA	\$ 8,210	\$ 12,578	\$ 17,335	\$ 13,000		
204	R5200	US GOV GRANT	\$ -	\$ -	\$ -	\$ -		
205	R4550	TITLE V/IIA/REAP	\$ 25,966	\$ 17,435	\$ 17,435	\$ 17,435		
206	R4508	IDEA GRANT	\$ 54,654	\$ 50,524	\$ 68,000	\$ 68,000		
210	R4501	TITLE I	\$ 75,569	\$ 68,941	\$ 69,000	\$ 67,000		
214	R4500	ESSER	\$ -	\$ 106,526	\$ 722,000	\$ 250,000		
215	R1900	ERATE	\$ -	\$ -	\$ -	\$ -		
Total Federal Grant Funds			\$ 164,399	\$ 256,004	\$ 893,770	\$ 415,435	\$ -	\$ -
State Grants								
251	R3299	STUDENT INVESTMENT ACCT	\$ -	\$ 65,898	\$ 168,000	\$ 168,000		
252	R3299	MEASURE 98	\$ 77,974	\$ 68,959	\$ 74,454	\$ 75,000		
255	R3299	GEER/CDL	\$ 128	\$ -	\$ -	\$ -		
255	R4500	GEER/CDL	\$ -	\$ 100,051	\$ -	\$ -		
259	R3299	MISC STATE GRANTS	\$ -	\$ -	\$ 50,000	\$ 12,000		
Total State Grant Funds			\$ 78,102	\$ 234,908	\$ 292,454	\$ 255,000	\$ -	\$ -
Local Funds								
260	R1920	PRESCHOOL PRIVATE GRANTS	\$ 113,570	\$ 74,120	\$ 72,135	\$ -		
260	R2200	PRESCHOOL OTHER GRANTS	\$ -	\$ -	\$ -	\$ -		
260	R5200	PRESCHOOL INTERFUND TXR	\$ -	\$ -	\$ -	\$ -		
260	R5400	PRESCHOOL BEG BALANCE	\$ 17,561	\$ 30,000	\$ -	\$ -		
261	R1510	TRANS- INTEREST	\$ 1,449	\$ 535	\$ 1,200	\$ -		
261	R3105	STATE SCHOOL TRANSP DEPR	\$ -	\$ -	\$ 45,000	\$ -		
261	R3222	TRANSPORTATION RESERVE	\$ -	\$ -	\$ -	\$ -		
261	R5400	TRANS- BEG BALANCE	\$ 97,197	\$ 76,203	\$ 110,000	\$ 155,000		
262	R1920	TEXTBOOK FUND	\$ -	\$ -	\$ -	\$ -		
262	R5200	TEXTBOOK INTERFUND	\$ 30,000	\$ 25,000	\$ 25,000	\$ 25,000		
262	R5400	TEXTBOOK- BEG BALANCE	\$ 18,224	\$ 30,595	\$ 38,000	\$ -		
263	R5200	PERS-RETIRE INTERFUND TXR	\$ 125,000	\$ 125,000	\$ -	\$ -		

263	R5400	PERS-RETIRE BEG BALANCE	\$ -	\$ 125,000	\$ 250,000	\$ 220,000		
264	R1510	CAP IMP INTEREST	\$ 1,744	\$ 644	\$ 1,200	\$ -		
264	R5200	CAP IMP INTERFUND	\$ 125,000	\$ -	\$ 125,000	\$ 125,000		
264	R5400	CAP IMP BEG BALANCE	\$ 130,186	\$ 241,735	\$ 263,209	\$ 380,000		
265	R1920	MISC DONATIONS/GRANTS	\$ 5,000	\$ 15,045	\$ 3,000	\$ 6,000		
265	R1960	PREVIOUS YEAR EXPENSES	\$ -	\$ 467	\$ -	\$ -		
265	R5400	MISC GRANT BEG BALANCE	\$ -	\$ 2,441	\$ -	\$ -		
Total Local Funds			\$ 664,931	\$ 746,786	\$ 933,744	\$ 911,000	\$ -	\$ -

Other Grants			2020 Actual	2021 Actual	2022 Budget	2023 Prop	2023 Approv	2023 Adopt
271	R2200	YTP	\$ 23,685	\$ 15,143	\$ 12,804	\$ 12,800		
272	R4507	LESD - PERKINS	\$ 1,225	\$ -	\$ 500	\$ -		
Total Other Grants			\$ 24,909	\$ 15,143	\$ 13,304	\$ 12,800	\$ -	\$ -

Student Body Funds			2020 Actual	2021 Actual	2022 Budget	2023 Prop	2023 Approv	2023 Adopt
280	R1990	MISC	\$ 42,292	\$ 11,125	\$ 35,000	\$ 35,000		
280	R5400	RESOURCES-BEG. FUND BAL.	\$ 80,034	\$ 85,745	\$ 82,000	\$ 82,000		
Total Student Body Funds			\$ 122,326	\$ 96,870	\$ 117,000	\$ 117,000	\$ -	\$ -

Food Programs Fund			2020 Actual	2021 Actual	2022 Budget	2023 Prop	2023 Approv	2023 Adopt
299	R1510	INTEREST ON INVESTMENTS	\$ -	\$ -	\$ -	\$ -		
299	R1612	LUNCH	\$ -	\$ -	\$ -	\$ -		
299	R1620	DAILY SALES NON-REIMBURSE	\$ 811	\$ -	\$ 450	\$ 450		
299	R1920	DONATION PRIVATE SERVICES	\$ -	\$ -	\$ -	\$ -		
299	R1990	MISCELLANEOUS	\$ -	\$ -	\$ -	\$ -		
299	R3102	SSF/SCHOOL LUNCH MATCH	\$ 867	\$ 867	\$ 800	\$ 870		
299	R3299	RESTRICTED REVENUES	\$ 8	\$ (389)	\$ 100	\$ -		
299	R4500	FRESH FRUITS & VEGGIES				\$ 3,900		
299	R4502	FRESH FRUITS -- Outdated	\$ 3,850	\$ 4,990	\$ 3,800	\$ -		
299	R4505	NSLP BREAKFAST	\$ 48,683	\$ 42,903	\$ 38,000	\$ 40,000		
299	R4506	NSLP LUNCH	\$ 76,345	\$ 69,944	\$ 58,000	\$ 60,000		
299	R4557	EQUIPMENT GRANT	\$ -	\$ -	\$ -	\$ -		
299	R4900	REV ON BEHAL OF DISTRICT	\$ -	\$ 4,701	\$ 6,000	\$ 6,000		
299	R5200	INTERFUND TRANSFERS	\$ -	\$ -	\$ -	\$ -		
299	R5400	RESOURCES-BEG. FUND BAL.	\$ -	\$ 16,404	\$ 16,500	\$ 16,000		

Total Food Programs Fund			\$ 130,564	\$ 139,420	\$ 123,650	\$ 127,220	\$ -	\$ -
No Longer Used Codes			2020 Actual	2021 Actual	2022 Budget	2023 Prop	2023 Approv	2023 Adopt
200	R4532	SPR&I GRANT	\$ -	\$ -	\$ -	\$ -		
200	R4533	IDEA ENHANCEMENT	\$ -	\$ -	\$ -	\$ -		
200	R5200	INTERFUND TRANSFER	\$ -	\$ -	\$ -	\$ -		
200	R5400	RESOURCES-BEG. FUND BAL.	\$ 437	\$ -	\$ -	\$ -		
217	R1920	DONATION PRIVATE SERVICES	\$ -	\$ -	\$ -	\$ -		
217	R2200	RESTRICTED REVENUE	\$ -	\$ -	\$ -	\$ -		
217	R3299	RESTRICTED REVENUES	\$ -	\$ -	\$ -	\$ -		
Total No Longer Used Codes			\$ 437	\$ -	\$ -	\$ -	\$ -	\$ -
Total Special Revenue Funds Revenues			\$ 1,185,669	\$ 1,489,130	\$ 2,373,922	\$ 1,838,455	\$ -	\$ -

Special Revenue Funds Expenditures

Account Number	Code	Title	2020 Actual	2021 Actual	2022 Budget	2023 Prop	2023 Approv	2023 Adopt
Federal Grants								
Small Rural Schools Grant								
2042220000000000	112	CLASSIFIED SALARIES	\$ -	\$ 7,099	\$ 11,800	\$ 9,000		
2042220000000000	212	PERS PICK-UP	\$ -	\$ 784	\$ 770	\$ 540		
2042220000000000	216	EMPLR. CONT. OPSRP	\$ -	\$ 3,472	\$ 3,400	\$ 2,875		
2042220000000000	220	SOCIAL SECURITY/FICA	\$ -	\$ 999	\$ 980	\$ 200		
2042220000000000	233	OR FAMILY LEAVE	\$ -	\$ -	\$ 59	\$ 59		
2042220000000000	231	WORKERS' COMP.	\$ -	\$ 224	\$ 326	\$ 326		
2042220000000000	340	TRAVEL	\$ 6,280	\$ -	\$ -	\$ -		
2042220000000000	480	COMPUTER HARDWARE	\$ 1,930	\$ -	\$ -	\$ -		
Total Small Rural School Grant			\$ 8,210	\$ 12,578	\$ 17,335	\$ 13,000	\$ -	\$ -
Title IIA/V Reap/Flex								
2051299000000000	111	CERTIFIED SALARIES	\$ 2,519	\$ -	\$ -	\$ -		
2051299000000000	112	CLASSIFIED SALARIES	\$ 14,824	\$ 12,332	\$ 11,800	\$ 11,900		
2051299000000000	130	ADDITIONAL SALARY	\$ 51	\$ -	\$ -	\$ -		
2051299000000000	212	PERS PICK-UP	\$ 822	\$ 725	\$ 770	\$ 770		
2051299000000000	216	EMPLR. CONT. OPSRP	\$ 3,643	\$ 3,214	\$ 3,400	\$ 3,400		
2051299000000000	220	SOCIAL SECURITY/FICA	\$ 1,331	\$ 925	\$ 980	\$ 980		
2051299000000000	233	OR FAMILY LEAVE	\$ -	\$ -	\$ 59	\$ 59		
2051299000000000	240	INSURANCE	\$ 1,829	\$ -	\$ -	\$ -		
2051299000000000	231	WORKERS' COMP.	\$ 124	\$ 238	\$ 326	\$ 326		
2051299000000000	322	REPAIRS & MAINT.	\$ -	\$ -	\$ -	\$ -		
2051299000000000	340	TRAVEL	\$ 136	\$ -	\$ -	\$ -		
2051299000000000	410	SUPPLIES AND MATERIALS	\$ 105	\$ -	\$ 100	\$ -		
2051299000000000	460	NON-CONSUMABLE SUP.	\$ -	\$ -	\$ -	\$ -		
2051299000000000	480	COMPUTER HARDWARE	\$ 512	\$ -	\$ -	\$ -		
2051299000000000	640	DUES & FEES	\$ 70	\$ -	\$ -	\$ -		
Total Title IIA/V Reap/Flex			\$ 25,966	\$ 17,435	\$ 17,435	\$ 17,435	\$ -	\$ -
IDEA Grant								
2061250000320000	111	CERTIFIED SALARIES	\$ 31,846	\$ -	\$ -	\$ -		
2061250000320000	112	CLASSIFIED SALARIES	\$ -	\$ 30,222	\$ 48,433	\$ 48,433		

2061250000320000	121	CERT. SUB. SALARY	\$	-	\$	-	\$	-	\$	-				
2061250000320000	130	ADDITIONAL SALARY	\$	375	\$	-	\$	-	\$	-				
2061250000320000	145	INSURANCE STIPEND	\$	-	\$	-	\$	-	\$	-				
2061250000320000	211	EMPLOYER CONTR.	\$	-	\$	7,662	\$	7,264	\$	7,264				
2061250000320000	212	PERS PICK-UP	\$	1,933	\$	2,723	\$	2,905	\$	2,905				
2061250000320000	216	EMPLR. CONT. OPSRP	\$	8,564	\$	5,707	\$	6,053	\$	6,053				
2061250000320000	220	SOCIAL SECURITY/FICA	\$	1,880	\$	3,421	\$	2,905	\$	2,905				
2061250000320000	231	WORKERS' COMP.	\$	171	\$	789	\$	200	\$	200				
2061250000320000	233	OR FAMILY LEAVE	\$	-	\$	-	\$	240	\$	240				
2061250000320000	240	INSURANCE	\$	9,884	\$	-	\$	-	\$	-				
Total IDEA Grant			\$	54,654	\$	50,524	\$	68,000	\$	68,000	\$	-	\$	-

Title I			2020 Actual	2021 Actual	2022 Budget	2023 Prop	2023 Approv	2023 Adopt						
2101272000000000	111	CERTIFIED SALARIES	\$	23,549	\$	34,793	\$	30,000	\$	28,000				
2101272000000000	112	CLASSIFIED SALARIES	\$	15,151	\$	6,137	\$	10,000	\$	10,000				
2101272000000000	113	ADMINISTRATORS	\$	3,835	\$	-	\$	-	\$	-				
2101272000000000	121	CERT. SUB. SALARY	\$	-	\$	-	\$	-	\$	-				
2101272000000000	122	CLASS. SUB. SALARY	\$	-	\$	-	\$	-	\$	-				
2101272000000000	130	ADDITIONAL SALARY	\$	-	\$	-	\$	-	\$	-				
2101272000000000	145	INSURANCE STIPEND	\$	237	\$	-	\$	-	\$	-				
2101272000000000	211	EMPLOYER CONTR.	\$	1,304	\$	-	\$	-	\$	-				
2101272000000000	212	PERS PICK-UP	\$	2,509	\$	2,714	\$	2,773	\$	2,773				
2101272000000000	216	EMPLR. CONT. OPSRP	\$	10,030	\$	12,022	\$	10,000	\$	10,000				
2101272000000000	220	SOCIAL SECURITY/FICA	\$	3,263	\$	3,449	\$	3,500	\$	3,500				
2101272000000000	231	WORKERS' COMP.	\$	231	\$	798	\$	300	\$	300				
2101272000000000	233	OR FAMILY LEAVE	\$	-	\$	-	\$	240	\$	240				
2101272000000000	240	INSURANCE	\$	6,358	\$	9,028	\$	9,389	\$	9,389				
2101272000000000	311	INSTRUCTION SERVICES	\$	-	\$	-	\$	-	\$	-				
2101272000000000	410	SUPPLIES AND MATERIALS	\$	-	\$	-	\$	-	\$	-				
2101272000000000	470	COMPUTER SOFTWARE	\$	6,075	\$	-	\$	-	\$	-				
2101272000000000	640	DUES & FEES	\$	3,025	\$	-	\$	2,798	\$	2,798				
Total Title I			\$	75,569	\$	68,941	\$	69,000	\$	67,000	\$	-	\$	-

ESSER			2020 Actual	2021 Actual	2022 Budget	2023 Prop	2023 Approv	2023 Adopt		
2142240000000000	112	CLASSIFIED SALARIES	\$	1,376	\$	24,634	\$	-	\$	-

2142240000000000	130	ADDITIONAL SALARY	\$	370	\$	9,570	\$	-	\$	60,000
2142240000000000	211	EMPLOYER CONTR.	\$	210	\$	941	\$	-	\$	-
2142240000000000	212	PERS PICK-UP	\$	92	\$	1,207	\$	-	\$	3,600
2142240000000000	216	EMPLR. CONT. OPSRP	\$	232	\$	4,653	\$	-	\$	20,000
2142240000000000	220	SOCIAL SECURITY/FICA	\$	130	\$	2,590	\$	-	\$	3,600
2142240000000000	233	OR FAMILY LEAVE	\$	-	\$	-	\$	-	\$	175
2142240000000000	231	WORKERS' COMP.	\$	59	\$	719	\$	-	\$	350
2142240000000000	311	INSTRUCTION SERVICES	\$	-	\$	10,855	\$	2,500	\$	2,500
2142240000000000	322	REPAIRS & MAINT.	\$	-	\$	-	\$	-	\$	17,250
2142240000000000	351	TELEPHONE	\$	-	\$	3,143	\$	2,500	\$	-
2142240000000000	410	SUPPLIES AND MATERIALS	\$	3,028	\$	16,788	\$	37,000	\$	15,000
2142240000000000	470	SOFTWARE	\$	-	\$	18,920	\$	25,000	\$	-
2142240000000000	480	HARDWARE	\$	-	\$	10,471	\$	100,000	\$	10,000
2142240000000000	530	BUILDING IMPROVEMENTS	\$	-	\$	34,437	\$	450,000	\$	-
2142550008000000	564	BUS PURCHASES	\$	-	\$	-	\$	105,000	\$	-
2147000000000000	820	ENDING BALANCE	\$	-	\$	(32,694)	\$	-	\$	-
ESSER- Unfinished Learn										
2142240000000708	112	CLASSIFIED SALARIES	\$	-	\$	-	\$	-	\$	-
2142240000000708	130	ADDITIONAL SALARY	\$	-	\$	-	\$	-	\$	55,000
2142240000000708	211	EMPLOYER CONTR.	\$	-	\$	-	\$	-	\$	-
2142240000000708	212	PERS PICK-UP	\$	-	\$	-	\$	-	\$	3,500
2142240000000708	216	EMPLR. CONT. OPSRP	\$	-	\$	-	\$	-	\$	15,000
2142240000000708	220	SOCIAL SECURITY/FICA	\$	-	\$	-	\$	-	\$	3,500
2142240000000708	231	WORKERS' COMP.	\$	-	\$	-	\$	-	\$	350
2142240000000708	233	OR FAMILY LEAVE	\$	-	\$	-	\$	-	\$	175
2142240000000708	410	SUPPLIES AND MATERIALS	\$	-	\$	292	\$	-	\$	40,000
Total ESSER			\$	5,497	\$	106,526	\$	722,000	\$	250,000
ERATE										
2152660008000000	480	HARDWARE	\$	-	\$	-	\$	-	\$	-
Total ERATE			\$	-	\$	-	\$	-	\$	-
Total Federal Grant Expenditures			\$	169,896	\$	256,004	\$	893,770	\$	415,435

State Grants			2020 Actual	2021 Actual	2022 Budget	2023 Prop	2023 Approv	2023 Adopt
Student Investment Account								
Friday School								
2511271008000000	113	ADMINISTRATORS	\$ -	\$ -	\$ -	\$ -	\$ -	\$ -
2511271008000000	130	ADDITIONAL SALARY	\$ -	\$ -	\$ 12,274	\$ 12,274	\$ 12,274	\$ 12,274
2511271008000000	211	EMPLOYER CONTR.	\$ -	\$ -	\$ -	\$ -	\$ -	\$ -
2511271008000000	212	PERS PICK-UP	\$ -	\$ -	\$ 736	\$ 736	\$ 736	\$ 736
2511271008000000	216	EMPLR. CONT. OPSRP	\$ -	\$ -	\$ 3,989	\$ 3,989	\$ 3,989	\$ 3,989
2511271008000000	220	SOCIAL SECURITY/FICA	\$ -	\$ -	\$ 767	\$ 767	\$ 767	\$ 767
2511271008000000	233	OR FAMILY LEAVE	\$ -	\$ -	\$ 200	\$ 200	\$ 200	\$ 200
2511271008000000	231	WORKERS' COMP.	\$ -	\$ -	\$ 734	\$ 734	\$ 734	\$ 734
2511271008000000	332	NON-REIMBURSABLE STUDENT	\$ -	\$ -	\$ 17,000	\$ 5,000	\$ 5,000	\$ 5,000
2511271008000000	340	TRAVEL	\$ -	\$ -	\$ -	\$ 1,200	\$ 1,200	\$ 1,200
2511271008000000	410	SUPPLIES AND MATERIALS	\$ -	\$ -	\$ 1,000	\$ 1,000	\$ 1,000	\$ 1,000
2511271008000000	450	FOOD	\$ -	\$ -	\$ 6,000	\$ 3,000	\$ 3,000	\$ 3,000
2511271008000000	640	DUES & FEES	\$ -	\$ -	\$ 3,000	\$ 3,000	\$ 3,000	\$ 3,000
Social Emotional Support								
2512120008000000	111	CERTIFIED SALARIES	\$ -	\$ 28,181	\$ 20,539	\$ 60,000	\$ 60,000	\$ 60,000
2512120008000000	130	ADDITIONAL SALARY	\$ -	\$ 608	\$ 1,265	\$ -	\$ -	\$ -
2512120008000000	145	INSURANCE STIPEND	\$ -	\$ 3,300	\$ -	\$ 3,000	\$ 3,000	\$ 3,000
2512120008000000	212	PERS PICK-UP	\$ -	\$ 1,995	\$ 1,514	\$ 4,000	\$ 4,000	\$ 4,000
2512120008000000	216	EMPLR. CONT. OPSRP	\$ -	\$ 8,838	\$ 6,708	\$ 20,000	\$ 20,000	\$ 20,000
2512120008000000	220	SOCIAL SECURITY/FICA	\$ -	\$ 2,506	\$ 1,904	\$ 4,000	\$ 4,000	\$ 4,000
2512120008000000	231	WORKERS' COMP.	\$ -	\$ 609	\$ 110	\$ 350	\$ 350	\$ 350
2512120008000000	233	OR FAMILY LEAVE	\$ -	\$ -	\$ 240	\$ 220	\$ 220	\$ 220
2512120008000000	240	INSURANCE	\$ -	\$ 57	\$ 8,800	\$ 8,800	\$ 8,800	\$ 8,800
2512120008000000	410	SUPPLIES AND MATERIALS	\$ -	\$ -	\$ 1,000	\$ 1,000	\$ 1,000	\$ 1,000
2512120008000000	640	DUES & FEES	\$ -	\$ 1,000	\$ -	\$ -	\$ -	\$ -
Facilities								
2512540008000000	530	BUILDING IMPROVEMENTS	\$ -	\$ 18,804	\$ 51,963	\$ -	\$ -	\$ -
Intervention Support								
2511113258000000	111	CERTIFIED SALARIES	\$ -	\$ -	\$ -	\$ -	\$ -	\$ -
2511113258000000	112	CLASSIFIED SALARIES	\$ -	\$ -	\$ 19,633	\$ 26,000	\$ 26,000	\$ 26,000
2511113258000000	130	ADDITIONAL SALARY	\$ -	\$ -	\$ -	\$ -	\$ -	\$ -
2511113258000000	211	EMPLOYER CONTR.	\$ -	\$ -	\$ -	\$ -	\$ -	\$ -

2511113258000000	212	PERS PICK-UP	\$	-	\$	-	\$	1,225	\$	1,300
2511113258000000	216	EMPLR. CONT. OPSRP	\$	-	\$	-	\$	5,427	\$	6,500
2511113258000000	220	SOCIAL SECURITY/FICA	\$	-	\$	-	\$	1,562	\$	830
2511113258000000	233	OR FAMILY LEAVE	\$	-	\$	-	\$	240	\$	50
2511113258000000	231	WORKERS' COMP.	\$	-	\$	-	\$	170	\$	50
2511113258000000	240	INSURANCE	\$	-	\$	-	\$	-	\$	-
2511113258000000	410	SUPPLIES AND MATERIALS	\$	-	\$	-	\$	-	\$	-
Total Student Investment Account			\$	-	\$	65,898	\$	168,000	\$	168,000
			\$	-	\$	-	\$	-	\$	-

M98 High School Success			2020 Actual	2021 Actual	2022 Budget	2023 Prop	2023 Approv	2023 Adopt		
2521131628050000	111	CERTIFIED SALARIES	\$	47,310	\$	28,986	\$	47,249	\$	47,249
2521131628050000	121	CERT. SUB. SALARY	\$	-	\$	39	\$	-	\$	-
2521131628050000	130	ADDITIONAL SALARY	\$	853	\$	637	\$	1,000	\$	1,546
2521131628050000	145	INSURANCE STIPEND	\$	-	\$	3,300	\$	-	\$	-
2521131628050000	212	PERS PICK-UP	\$	2,664	\$	3,626	\$	2,340	\$	2,340
2521131628050000	216	EMPLR. CONT. OPSRP	\$	11,801	\$	16,064	\$	10,369	\$	10,369
2521131628050000	220	SOCIAL SECURITY/FICA	\$	3,581	\$	4,526	\$	3,363	\$	3,363
2521131628050000	231	WORKERS' COMP.	\$	260	\$	1,095	\$	244	\$	244
2521131628050000	233	OR FAMILY LEAVE	\$	-	\$	-	\$	480	\$	480
2521131628050000	240	INSURANCE	\$	6,601	\$	9,781	\$	6,409	\$	6,409
2521131628050000	245	DIST PD ANNUITY	\$	-	\$	133	\$	-	\$	-
2521131628050000	340	TRAVEL	\$	318	\$	-	\$	-	\$	-
2521131628050000	470	COMPUTER SOFTWARE	\$	2,861	\$	365	\$	-	\$	-
2521131628050000	640	DUES & FEES	\$	2,949	\$	405	\$	3,000	\$	3,000
Total M98 High School Success			\$	79,199	\$	68,959	\$	74,454	\$	75,000
			\$	-	\$	-	\$	-	\$	-

GEER Comprehensive Distance Learning			2020 Actual	2021 Actual	2022 Budget	2023 Prop	2023 Approv	2023 Adopt		
2552240008000000	112	CLASSIFIED SALARIES	\$	-	\$	408	\$	-	\$	-
2552240008000000	114	MANAGERIAL	\$	-	\$	24,346	\$	-	\$	-
2552240008000000	130	ADDITIONAL SALARY	\$	-	\$	1,815	\$	-	\$	-
2552240008000000	211	EMPLOYER CONTR.	\$	-	\$	104	\$	-	\$	-
2552240008000000	212	PERS PICK-UP	\$	-	\$	1,570	\$	-	\$	-
2552240008000000	216	EMPLR. CONT. OPSRP	\$	-	\$	6,867	\$	-	\$	-
2552240008000000	220	SOCIAL SECURITY/FICA	\$	-	\$	1,902	\$	-	\$	-
2552240008000000	231	WORKERS' COMP.	\$	-	\$	720	\$	-	\$	-

2552240008000000	240	INSURANCE	\$	-	\$	6,710	\$	-	\$	-
2552240008000000	311	INSTRUCTION SERVICES	\$	-	\$	3,561	\$	-	\$	-
2552240008000000	410	SUPPLIES AND MATERIALS	\$	-	\$	15,099	\$	-	\$	-
2552240008000000	470	SOFTWARE	\$	-	\$	8,394	\$	-	\$	-
2552240008000000	480	HARDWARE	\$	-	\$	29,958	\$	-	\$	-
2557000000000000	820	ENDING BALANCE	\$	-	\$	(1,403)	\$	-	\$	-
Total GEER Comprehensive Distance Learning			\$	-	\$	100,051	\$	-	\$	-

Miscellaneous State Grants

				2020 Actual	2021 Actual	2022 Budget	2023 Prop	2023 Approv	2023 Adopt	
2592550008000000	564	BUS PURCHASES	\$	-	\$	-	\$	50,000	\$	-
2591283008000000	130	ADDITIONAL SALARY	\$	-	\$	-	\$	-	\$	-
2591283008000000	211	EMPLOYER CONTR.	\$	-	\$	-	\$	-	\$	-
2591283008000000	212	PERS PICK-UP	\$	-	\$	-	\$	-	\$	-
2591283008000000	216	EMPLR. CONT. OPSRP	\$	-	\$	-	\$	-	\$	-
2591283008000000	220	SOCIAL SECURITY/FICA	\$	-	\$	-	\$	-	\$	-
2591283008000000	231	WORKERS' COMP.	\$	-	\$	-	\$	-	\$	-
2591283008000000	410	SUPPLIES AND MATERIALS	\$	-	\$	-	\$	-	\$	-
2591283008000000	640	DUES & FEES	\$	-	\$	-	\$	-	\$	-
2591283008000709	111	CERTIFIED SALARIES	\$	-	\$	-	\$	-	\$	-
2591283008000709	130	ADDITIONAL SALARY	\$	-	\$	-	\$	-	\$	3,000
2591283008000709	211	EMPLOYER CONTR.	\$	-	\$	-	\$	-	\$	-
2591283008000709	212	PERS PICK-UP	\$	-	\$	-	\$	-	\$	180
2591283008000709	216	EMPLR. CONT. OPSRP	\$	-	\$	-	\$	-	\$	900
2591283008000709	220	SOCIAL SECURITY/FICA	\$	-	\$	-	\$	-	\$	180
2591283008000709	231	WORKERS' COMP.	\$	-	\$	-	\$	-	\$	50
2591283008000709	410	SUPPLIES AND MATERIALS	\$	-	\$	-	\$	-	\$	7,690
Total Miscellaneous State Grants			\$	-	\$	-	\$	50,000	\$	12,000
Total State Grants			\$	79,199	\$	234,908	\$	292,454	\$	255,000

Local Funds

				2020 Actual	2021 Actual	2022 Budget	2023 Prop	2023 Approv	2023 Adopt	
2601140258000000	111	CERTIFIED SALARIES	\$	30,569	\$	36,253	\$	37,000	\$	-
2601140258000000	112	CLASSIFIED SALARIES	\$	23,986	\$	20,237	\$	-	\$	-

2601140258000000	130	ADDITIONAL SALARY	\$ 614	\$ -	\$ -	\$ -		
2601140258000000	145	INSURANCE STIPEND	\$ -	\$ 6,600	\$ 1	\$ -		
2601140258000000	212	PERS PICK-UP	\$ 1,406	\$ 3,716	\$ 2,601	\$ -		
2601140258000000	216	EMPLR. CONT. OPSRP	\$ 6,228	\$ 16,462	\$ 11,526	\$ -		
2601140258000000	220	SOCIAL SECURITY/FICA	\$ 4,220	\$ 4,738	\$ 3,317	\$ -		
2601140258000000	231	WORKERS' COMP.	\$ 640	\$ 1,105	\$ 1,405	\$ -		
2601140258000000	233	OR FAMILY LEAVE	\$ -	\$ -	\$ 185	\$ -		
2601140258000000	240	INSURANCE	\$ 22,201	\$ 126	\$ 15,000	\$ -		
2601140258000000	332	NON-REIMBURSABLE STUDENT	\$ 1,718	\$ -	\$ -	\$ -		
2601140258000000	340	TRAVEL	\$ 148	\$ -	\$ -	\$ -		
2601140258000000	410	SUPPLIES AND MATERIALS	\$ 6,927	\$ 575	\$ 1,100	\$ -		
2601140258000000	640	DUES & FEES	\$ 2,475	\$ 20	\$ -	\$ -		
2607000258000000	820	RESERVED FOR NEXT YEAR	\$ 30,000	\$ 14,288	\$ -	\$ -		
Total Preschool			\$ 131,131	\$ 104,120	\$ 72,135	\$ -	\$ -	\$ -

Transportation			2020 Actual	2021 Actual	2022 Budget	2023 Prop	2023 Approv	2023 Adopt
2612554000000000	324	RENTALS	\$ 22,443	\$ 22,443	\$ 21,832	\$ -		
2612554000000000	564	BUS PURCHASES	\$ -	\$ -	\$ -	\$ -		
2617000000000000	820	RESERVED FOR NEXT YEAR	\$ 76,203	\$ 54,295	\$ 134,368	\$ 155,000		
Total Transportation			\$ 98,646	\$ 76,738	\$ 156,200	\$ 155,000	\$ -	\$ -

Textbooks			2020 Actual	2021 Actual	2022 Budget	2023 Prop	2023 Approv	2023 Adopt
2622210000000000	420	TEXTBOOKS	\$ 17,629	\$ 1,463	\$ 60,000	\$ 25,000		
2627000000000000	820	RESERVED FOR NEXT YEAR	\$ 30,595	\$ 54,132	\$ 3,000	\$ -		
Total Textbooks			\$ 48,224	\$ 55,595	\$ 63,000	\$ 25,000	\$ -	\$ -

PERS-Retirement Fund			2020 Actual	2021 Actual	2022 Budget	2023 Prop	2023 Approv	2023 Adopt
2632524000000000	116	RETIREMENT STIPEND	\$ -	\$ -	\$ 61,285	\$ 62,000		
2632524000000000	211	EMPLOYER CONTR.	\$ -	\$ 8,057	\$ 3,554	\$ 35,000		
2632524000000000	212	PERS PICK-UP	\$ -	\$ 88	\$ -	\$ 1,200		
2632524000000000	216	EMPLR. CONT. OPSRP	\$ -	\$ -	\$ 2,500	\$ 3,500		
2632524000000000	220	SOCIAL SECURITY/FICA	\$ -	\$ -	\$ 3,799	\$ 3,800		
2632524000000000	233	OR FAMILY LEAVE	\$ -	\$ -	\$ 300	\$ 300		
2632524000000000	240	INSURANCE	\$ -	\$ -	\$ 1	\$ 1		
2637000000000000	820	RESERVED FOR NEXT YEAR	\$ 125,000	\$ 241,855	\$ 178,561	\$ 114,199		

Total PERS-Retirement Fund			\$ 125,000	\$ 250,000	\$ 250,000	\$ 220,000	\$ -	\$ -
Capital Improvement			2020 Actual	2021 Actual	2022 Budget	2023 Prop	2023 Approv	2023 Adopt
2644150000000000	322	REPAIRS & MAINT.	\$ 15,195	\$ 3,667	\$ 100,000	\$ 150,000		
2647000000000000	820	RESERVED FOR NEXT YEAR	\$ 241,735	\$ 238,712	\$ 289,409	\$ 355,000		
Total Capital Improvement			\$ 256,930	\$ 242,379	\$ 389,409	\$ 505,000	\$ -	\$ -
Misc Donations/Grants			2020 Actual	2021 Actual	2022 Budget	2023 Prop	2023 Approv	2023 Adopt
2652110008000000	340	TRAVEL	\$ 139	\$ -	\$ -	\$ -		
2652110008000000	380	NON-INSTR PROF SERV	\$ -	\$ 6,337	\$ -	\$ -		
2652110008000000	410	SUPPLIES AND MATERIALS	\$ -	\$ 6,839	\$ -	\$ -		
2652110008000000	450	FOOD	\$ 5,000	\$ -	\$ -	\$ -		
2657000000000000	820	RESERVED FOR NEXT YEAR	\$ 2,441	\$ 98	\$ -	\$ -		
Nike/AVID								
2652240000318000	310	PROF & TECHNICAL SERVICES	\$ -	\$ -	\$ -	\$ -		
2652240000318000	340	TRAVEL	\$ -	\$ -	\$ -	\$ 3,000		
2652240000318000	380	NON-INSTR PROF SERV	\$ -	\$ -	\$ -	\$ -		
2652240000318000	410	SUPPLIES AND MATERIALS	\$ -	\$ -	\$ -	\$ -		
2652240000318000	640	DUES & FEES	\$ -	\$ 4,679	\$ 3,000	\$ 3,000		
Total Misc Donations/Grants			\$ 7,580	\$ 17,953	\$ 3,000	\$ 6,000	\$ -	\$ -
Total Local Funds Expenditures			\$ 667,512	\$ 746,785	\$ 933,744	\$ 911,000	\$ -	\$ -
Other Grants								
YTP Grant			2020 Actual	2021 Actual	2022 Budget	2023 Prop	2023 Approv	2023 Adopt
2711131628270000	112	CLASSIFIED SALARIES	\$ 9,567	\$ 9,779	\$ 8,249	\$ 8,249		
2711131628270000	130	ADDITIONAL SALARY	\$ -	\$ -	\$ 518	\$ 518		
2711131628270000	212	PERS PICK-UP	\$ 534	\$ 587	\$ 494	\$ 494		
2711131628270000	216	EMPLR. CONT. OPSRP	\$ 2,365	\$ 2,599	\$ 2,144	\$ 2,144		
2711131628270000	220	SOCIAL SECURITY/FICA	\$ 732	\$ 748	\$ 511	\$ 511		
2711131628270000	233	OR FAMILY LEAVE	\$ -	\$ -	\$ 42	\$ 42		
2711131628270000	231	WORKERS' COMP.	\$ 83	\$ 133	\$ 46	\$ 42		
2711131628270000	340	TRAVEL	\$ 590	\$ -	\$ 500	\$ 500		
2711131628270000	410	SUPPLIES AND MATERIALS	\$ 600	\$ 1,246	\$ 300	\$ 300		
2711131628270000	640	DUES & FEES	\$ -	\$ 50	\$ -	\$ -		

Total YTP Grant			\$ 14,471	\$ 15,143	\$ 12,804	\$ 12,800	\$ -	\$ -
Perkins Grant			2020 Actual	2021 Actual	2022 Budget	2023 Prop	2023 Approv	2023 Adopt
2721131628050000	410	SUPPLIES AND MATERIALS	\$ -	\$ -	\$ 500	\$ -		
Total Perkins Grant			\$ -	\$ -	\$ 500	\$ -	\$ -	\$ -
Total Other Grants			\$ 14,471	\$ 15,143	\$ 13,304	\$ 12,800	\$ -	\$ -
Student Body			2020 Actual	2021 Actual	2022 Budget	2023 Prop	2023 Approv	2023 Adopt
2801113258000000	410	SUPPLIES AND MATERIALS	\$ 7,800	\$ 3,014	\$ 8,000	\$ 8,000		
2801122378000000	410	SUPPLIES AND MATERIALS	\$ 888	\$ -	\$ -	\$ -		
2801132628000000	410	SUPPLIES AND MATERIALS	\$ 27,892	\$ 15,222	\$ 26,000	\$ 26,000		
2807000628000000	820	RESERVED FOR NEXT YEAR	\$ 85,745	\$ 78,634	\$ 83,000	\$ 83,000		
Total Student Body			\$ 122,326	\$ 96,870	\$ 117,000	\$ 117,000	\$ -	\$ -
Food Services								
Breakfast-Lunch Program			2020 Actual	2021 Actual	2022 Budget	2023 Prop	2023 Approv	2023 Adopt
2993110098000000	112	CLASSIFIED SALARIES	\$ 38,404	\$ 39,130	\$ 43,000	\$ 43,000		
2993110098000000	122	CLASS. SUB. SALARY	\$ 205	\$ 630	\$ 1,400	\$ 1,400		
2993110098000000	130	ADDITIONAL SALARY	\$ 6	\$ -	\$ -	\$ -		
2993110098000000	211	EMPLOYER CONTR.	\$ 11,162	\$ 10,614	\$ 10,800	\$ 10,800		
2993110098000000	212	PERS PICK-UP	\$ 2,304	\$ 2,348	\$ 2,490	\$ 2,490		
2993110098000000	216	EMPLR. CONT. OPSRP	\$ 945	\$ 1,593	\$ 2,053	\$ 2,053		
2993110098000000	220	SOCIAL SECURITY/FICA	\$ 2,954	\$ 3,042	\$ 3,181	\$ 3,181		
2993110098000000	233	OR FAMILY LEAVE	\$ -	\$ -	\$ 215	\$ 215		
2993110098000000	231	WORKERS' COMP.	\$ 1,483	\$ 951	\$ 1,126	\$ 1,126		
2993110098000000	322	REPAIRS & MAINT.	\$ -	\$ 1,472	\$ 2,500	\$ 2,500		
2993110098000000	340	TRAVEL	\$ -	\$ 218	\$ -	\$ -		
2993110098000000	410	SUPPLIES AND MATERIALS	\$ 323	\$ -	\$ 500	\$ 500		
2993110098000000	450	FOOD	\$ 50,972	\$ 46,360	\$ 40,000	\$ 40,000		
2993110098000000	460	NON-CONSUMABLE SUP.	\$ 146	\$ 900	\$ 1,800	\$ 1,800		
2993110098000000	542	REPLACE EQUIP	\$ -	\$ -	\$ -	\$ 5,000		
2993110098000000	640	DUES & FEES	\$ 1,403	\$ 698	\$ 1,030	\$ 1,030		
2997000098000000	820	RESERVED FOR NEXT YEAR	\$ 16,404	\$ 27,848	\$ 9,755	\$ 8,225		
Total Breakfast-Lunch Program			\$ 126,714	\$ 135,803	\$ 119,850	\$ 123,320	\$ -	\$ -

Fresh Fruit and Vegetables			2020 Actual	2021 Actual	2022 Budget	2023 Prop	2023 Approv	2023 Adopt
2993110098000900	112	CLASSIFIED SALARIES	\$ 1,018	\$ 288	\$ 570	\$ 600		
2993110098000900	130	ADDITIONAL SALARY	\$ 1	\$ -	\$ -	\$ -		
2993110098000900	211	EMPLOYER CONTR.	\$ -	\$ -	\$ 20	\$ 20		
2993110098000900	212	PERS PICK-UP	\$ 61	\$ 17	\$ 50	\$ 50		
2993110098000900	216	EMPLR. CONT. OPSRP	\$ 271	\$ 77	\$ 20	\$ 20		
2993110098000900	220	SOCIAL SECURITY/FICA	\$ 78	\$ 22	\$ 20	\$ 20		
2993110098000900	231	WORKERS' COMP.	\$ 39	\$ 1	\$ 40	\$ 40		
2993110098000900	450	FOOD	\$ 2,382	\$ 3,212	\$ 3,080	\$ 3,150		
Total Fresh Fruit and Vegetables			\$ 3,850	\$ 3,617	\$ 3,800	\$ 3,900	\$ -	\$ -
Total Food Services			\$ 130,564	\$ 139,420	\$ 123,650	\$ 127,220	\$ -	\$ -
No Longer Used Codes			2020 Actual	2021 Actual	2022 Budget	2023 Prop	2023 Approv	2023 Adopt
2002240000320000	130	ADDITIONAL SALARY	\$ 503	\$ -	\$ -	\$ -		
2002240000320000	212	PERS PICK-UP	\$ 61	\$ -	\$ -	\$ -		
2002240000320000	216	EMPLR. CONT. OPSRP	\$ 269	\$ -	\$ -	\$ -		
2002240000320000	220	SOCIAL SECURITY/FICA	\$ 69	\$ -	\$ -	\$ -		
2002240000320000	231	WORKERS' COMP.	\$ 5	\$ -	\$ -	\$ -		
2002620000320000	130	ADDITIONAL SALARY	\$ 566	\$ -	\$ -	\$ -		
2002620000320000	212	PERS PICK-UP	\$ 34	\$ -	\$ -	\$ -		
2002620000320000	216	EMPLR. CONT. OPSRP	\$ 150	\$ -	\$ -	\$ -		
2002620000320000	220	SOCIAL SECURITY/FICA	\$ 43	\$ -	\$ -	\$ -		
2002620000320000	231	WORKERS' COMP.	\$ 3	\$ -	\$ -	\$ -		
Total No Longer Used Codes			\$ 1,703	\$ -	\$ -	\$ -	\$ -	\$ -
Total Special Revenue Funds Expenditures			\$ 1,185,669	\$ 1,489,130	\$ 2,373,922	\$ 1,838,455	\$ -	\$ -
Total Special Revenue Funds Revenues			\$ 1,185,669	\$ 1,489,130	\$ 2,373,922	\$ 1,838,455	\$ -	\$ -

Fund 300 - Debt Service Fund

Debt Service Fund Revenues

Fund	Code	Title	2020 Actual	2021 Actual	2022 Budget	2023 Prop	2023 Approv	2023 Adopt
300	R1111	CURRENT YEAR'S TAXES	\$ 184,565	\$ 184,927	\$ 190,726	\$ 193,925		
300	R1112	PRIOR YEAR'S TAXES	\$ 2,464	\$ 3,188	\$ 1,600	\$ 1,600		
300	R1113	CO. TAX SALES FOR BACK TX	\$ 83	\$ 311	\$ -	\$ -		
300	R1190	PENALTIES & INT ON TAXES	\$ 433	\$ 608	\$ 400	\$ 400		
300	R5400	RESOURCES-BEG. FUND BAL.	\$ 11,341	\$ 18,329	\$ 18,014	\$ 18,014		
Total Debt Service Fund Revenues			\$ 198,887	\$ 207,364	\$ 210,740	\$ 213,939	\$ -	\$ -

Debt Service Fund Expenditures

Account Number	Code	Title	2020 Actual	2021 Actual	2022 Budget	2023 Prop	2023 Approv	2023 Adopt
3005100000000000	610	REDEMPTION OF PRINCIPAL	\$ 75,000	\$ 80,000	\$ 90,000	\$ 95,000		
3005100000000000	621	INTEREST	\$ 105,558	\$ 104,306	\$ 102,726	\$ 100,925		
3007000000000000	820	RESERVED FOR NEXT YEAR	\$ 18,329	\$ 23,058	\$ 18,014	\$ 18,014		
Total Debt Service Fund Expenditures			\$ 198,887	\$ 207,364	\$ 210,740	\$ 213,939	\$ -	\$ -

Fund 400 - Capital Improvement Fund

Capital Improvement Fund Revenues

Fund	Code	Title	2020 Actual	2021 Actual	2022 Budget	2023 Prop	2023 Approv	2023 Adopt
Capital Improvement								
400	R4300	RESTRICTED REV FR FED GOV	\$ -	\$ -	\$ -	\$ -		
Total Capital Improvement			\$ -	\$ -	\$ -	\$ -	\$ -	\$ -
Bond								
450	R3299	RESTRICTED REVENUES	\$ 73,439	\$ -	\$ -	\$ -		
Total Bond			\$ 73,439	\$ -	\$ -	\$ -	\$ -	\$ -
Total Capital Improvement Fund Revenues			\$ 73,439	\$ -	\$ -	\$ -	\$ -	\$ -

Capital Improvement Fund Expenditures

Account Number	Code	Title	2020 Actual	2021 Actual	2022 Budget	2023 Prop	2023 Approv	2023 Adopt
No Longer Used Codes								
4504150628000000	460	NON-CONSUMABLE SUP.	\$ 73,439	\$ -	\$ -	\$ -		
Total No Longer Used Codes			\$ 73,439	\$ -	\$ -	\$ -	\$ -	\$ -
Total Capital Improvement Fund Expenditures			\$ 73,439	\$ -	\$ -	\$ -	\$ -	\$ -
Total Capital Improvement Fund Revenues			\$ 73,439	\$ -	\$ -	\$ -	\$ -	\$ -
Total District Expenditures			\$ 6,234,562	\$ 6,534,567	\$ 7,040,895	\$ 7,136,398	\$ -	\$ -
Total District Revenues			\$ 6,234,562	\$ 6,534,567	\$ 7,040,895	\$ 7,136,398	\$ -	\$ -