

# ACCESS

Alabama Connecting Classrooms, Educators, & Students Statewide

**VIRTUAL LEARNING**

VIRTUAL LEARNING

## Franchise Model

*Laura Leigh Hensley*

256.774.4609, Ext. 10374

[lhensley@madisoncity.k12.al.us](mailto:lhensley@madisoncity.k12.al.us)

MADISON CITY ACCESS SUPPORT CENTER

MCACCESSHELP@MADISONCITY.K12.AL.US

# Meeting Agenda

- ❑ What is Access?
- ❑ What is the ACCESS Franchise Model?
- ❑ How can you use the ACCESS Franchise Model?
- ❑ What do ACCESS Materials look like?



# What is **ACCESS?**



**A**labama

**C**onnecting

**C**lassrooms

**E**ducators

**S**tudents

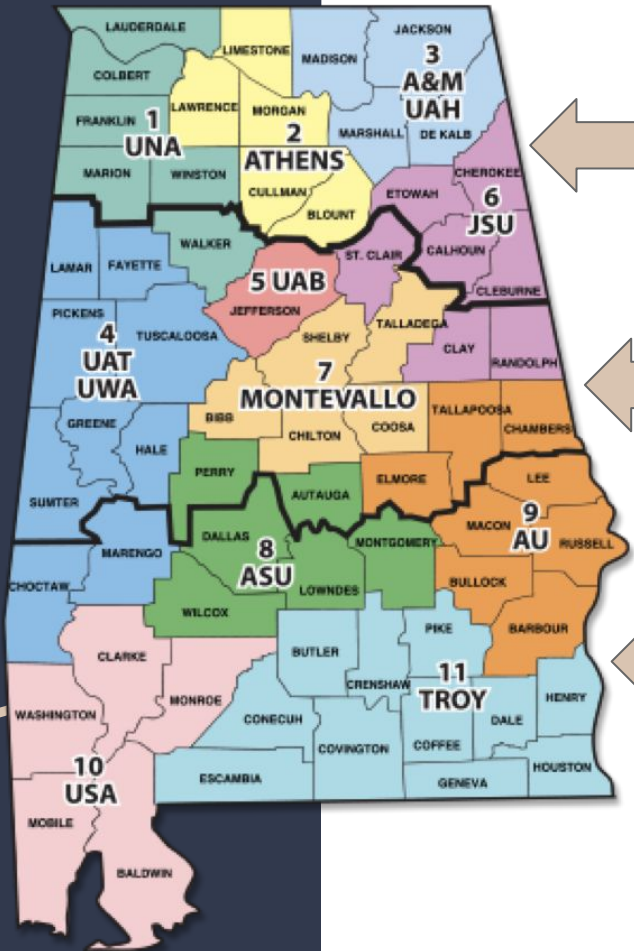
**S**tatewide

# What is ACCESS?

ACCREDITED

ALIGNED

FREE



Madison City Support Center

University of Alabama Support Center

Troy University Support Center

# What is ACCESS?



Over 120 Middle and High School Courses

## Terms

- **Quarters** ~ 9 weeks  
(90 minutes/day, 5 days a week)
- **Semesters** ~ 18 weeks  
(45 minutes/day for 5 days a week)
- **Block** ~ 18 weeks  
(90 minutes a day for 5 days a week)
- **Traditional** ~ 36 weeks  
(45 minutes a day for 5 days a week)


So...

# Why use ACCESS?

- Scheduling Conflicts
- Teacher Shortages
- Advanced Student Opportunities
- Credit Recovery
- Online Learning Option
- Online Experience Requirement
- Resources for Teachers/Schools

# What is the ACCESS Franchise Model?

---



From an ACCESS Course

take the material you like,

and use it in your classroom!

---

# Did You Know?

**ALL** of the standards-based, high quality courses available through **ACCESS** are absolutely **FREE** for each LEA to use through the Franchise Model!

Teachers are able to provide students with content that is **completely aligned** to the **State Objectives** in the **Alabama Course Of Study** as well as **College and Career Readiness Standards** in an easily, accessible digital format. So, teachers no longer have to spend hours searching for or creating content and creating lesson plans with State Objectives.

With the use of the **ACCESS Franchise Model**, teachers can now focus energy on implementing engaging instructional strategies to successfully implement, supplement, and even modify the Franchise content.

Teachers can **ADD** or **REDUCE** the material to scaffold by including supplemental content, such as recorded videos, individualized feedback, personalized activities and so much more.

So, when teachers need to be able to share **rigorous** and **relevant** digital course content while also maintaining teacher autonomy, the **ACCESS Franchise Model** is here to help!



# The Benefits of the **ACCESS** Franchise Model

- **State Course of Study and College and Career Readiness Aligned**
- **Resources are Adaptable to fit ALL Learners' Needs**
- **Classroom Teacher can Customize to fit his or her Instructional Model**
- **Can be used as Supplemental Activities to Reinforce a Concept**
- **Provides New Instructional Materials and Methods of Approach**
- **Provides Enrichment Activities to Support Classroom Instruction**
- **Great for Classrooms where Textbooks are Unavailable**
- **Offers an Online Digital Repository to Store Resources**

# Who should use ACCESS' Franchise?

- Novice Teachers who are working on Building a Classroom Repository
- Experienced Teachers new to a Content Area or Grade Level needing Materials
- Virtual Academies wanting to provide digital coursework using their own Teachers
- Schools who need access to Online Textbooks
- Teachers who want to access Individual Units, Lessons, Assignments, Quizzes, or Tests
- Non-Certified Teachers New to a Classroom who want Quality, Aligned Material
- Administrators who need Daily Activities for Students for a Long-Term Substitute
- Homebound Teachers who need State Aligned C.O.S. Materials for Students
- Science Classrooms needing access to DRY Labs when Wet Labs are time/cost prohibiting
- Teachers who are TIRED of spending money out of pocket on course materials.

# Who should use ACCESS' Franchise?

- ❑ It's Free!!! All Alabama Public Schools may use the Course Content.!
- ❑ Provides Help Desk Support for Franchise Courses- Call Anytime!
- ❑ Content can be adapted to meet teachers' needs and preferences.
- ❑ Course Updates are pushed in the Schoology Group to stay current.
- ❑ There is an Online Digital Learning Repository in Livebinder.

[Download Franchise](#) Today, and Get YOUR School on Track to Continued SUCCESS!!!

# What do ACCESS' Materials Look Like?

3.02 Tire and Shoe Evidence

Introduction Learn **Task**

## Task

Task #1 Task #2

### Task #2

Download, complete and submit [3.02 Impression Lab](#). You will use the Shoe Impression Virtual Lab below to complete this activity.

[Shoe Impression Virtual Lab text version](#) | [Open Shoe Impression Virtual Lab in a new tab](#)

The screenshot displays a virtual lab interface with a dark theme. On the left is a 'MENU' sidebar with options: Equipment, Lab Process, Viewing the Evidence, The Evidence (expanded), and Credits. Under 'The Evidence', 'Analysis - Cast 1' is selected. The main area is titled 'Analysis - Cast 1' and contains the following text: 'Look at the first cast you have from the crime scene. Select a suspect's shoes to compare. Can you find a match? Use the slider to toggle between top and side views. Record your observations.' Below the text are two images: 'Suspect A' shows a pink and green sneaker, and 'Cast 1' shows a dark shoe impression. Both images have a slider below them to toggle between top and side views. A search icon is visible in the bottom right of the image area. The bottom right corner of the interface shows a back arrow and the text 'BAQEX'.

How do I gain  
access to the  
**ACCESS'** Franchise  
Materials?



SCAN ME

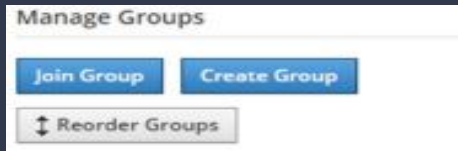
# Downloading ACCESS Franchise from the ALSDE Instance of Schoology

1. From your LEA instance of Schoology, click Groups.

2. In the upper right-hand corner, click My Groups.



3. To join this group, click Join Group.



4. Enter in the Access Code for the Group - 4M2W-SFX4-RHT37

5. The group will be added to your account.

6. Click on Groups

7. Select ACCESS Franchise

8. Click on Resources

Please follow the directions below to copy courses.

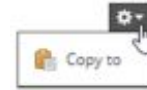
**Step 1: Select the appropriate subject.**

Note: Please do not copy whole subject areas or the Franchise folder.

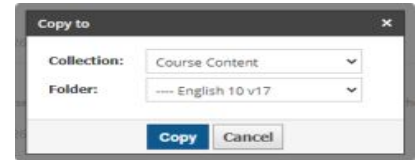
**Step 2: Choose the course, or component needed.**



**Step 3: On the right, click on the gear, click Copy to.**



**Step 4: Select the group and the folder that you wish to place the content.**



**Step 5: Click Copy.**

**Step 6: Depending on the size of the selection, this could take some time.**

**Step 7: Receive an email when it is complete; also view the transfer history.**

# Sample ACCESS Franchise Lesson

Course: [Forensic Science Elective](#)  
[Unit 1 Scene of the Crime](#) Course Unit  
[Unit 1.06: Documenting Crime Scene](#)  
Unit 1.06: [Crime Scene Reporting](#) Lesson

Course: [Biology](#)  
[Unit 8: Animal King Safari](#) Course Unit  
[Unit 8.05: Amphibians: What's Inside Unit](#)  
Unit 8.05 [Frog Dissection](#) Lesson  
Unit 8.05: [Frog Dissection Dry Lab](#)

# ACCESS Franchise Support

Contact: *Laura Leigh Hensley* at the Madison City Support Center

Telephone: 256.774.4609, Extension 10374

Email: [lhensley@madisoncity.k12.al.us](mailto:lhensley@madisoncity.k12.al.us) (direct) or [maccesshelp@madisoncity.k12.al.us](mailto:maccesshelp@madisoncity.k12.al.us) (all)