

# TEACHER CERTIFICATION

## Road Map to Success

Start

### WHERE DO I BEGIN?

There are many routes to a Professional Educator Certificate in the state of Alabama. Click what applies to you.

Want to Teach?

Currently in another career field with a BA. want MA in Elementary, Special Education, Reading Specialist, ESOL, etc.

**IEC**

Currently in another field with BA. Want to teach Secondary 4-12th.

**PCTF**

Hold a teaching certificate in another state.

**Reciprocity**

**Traditional Route**  
Currently enrolled in College and want to teach.

Currently working as a classified employee and teaching Special Education.

**TSEC**

Applicant must be admitted to an accredited Alabama College or University

Pass the Praxis

Complete edTPA

Have Questions? Alabama Achieves

CTE DETOUR

Do you want to be a Technical Education teacher?

Do you want to be a Health Science teacher?

You're on your way!

Influence

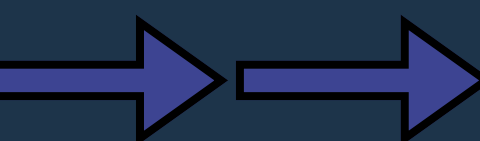
"The influence of a good teacher is never erased"

"It's the teacher who makes the difference in the classroom"  
--Michael Morpurgo


You're almost there!

"In Learning you will teach, and in teaching you will learn"  
--Phil Collins

Professional Educator License Achieved!



# Types of Teacher Certifications in Alabama



Certification Area	Class B	Class A	Class AA
Elementary	BA	Class A	6th Year Program
Secondary	BA	Class A	6th Year Program
Special Education	BA	Class A	6th Year Program

Do you have questions about certification in Alabama?

THE ANSWERS ARE HERE

This is the way!



[Go Back to Teacher Certification](#)



# Interim Employment Certification (IEC).



You are headed in the right direction!!

## Requirements IEC:


- Hired in a school system and begin alternate certification process
- Applicant must have a BA or MA from an accredited college or university.
- Must pass the PRAXIS and have a 2.75 BA or 3.0 GPA MA
- Complete certification courses.
- Complete approximately 12 total classes.

**\*\*Note:** This route is for individuals who did not receive an undergraduate degree in education and would like to earn a master's in education.

**\*\*Additional Information** can be found [here](#).

# Provisional Certificate in a Teacher Field

## Road to the PCTF



### Requirements PCTF:

- Hired in a school system and begin alternate certification process
- Applicant must have a BA or MA from an accredited college or university  
\*Generally those who do not have a degree in education.
- Admitted to an Alabama accredited college or university.
- Must pass the PRAXIS and have a 2.75 BA or 3.0 GPA MA
- Complete certification courses (4 classes; 2 in year 1; 2 in year 2)
- Pass edTPA between year 2 and 3.
- \*\*\*\*\*Deadline for submission of application Oct. 1\*\*\*\*\*
- Need more information? [Click here!](#)

[Go Back to Teacher Certification](#)



# Temporary Special Education Certificate (TSEC).



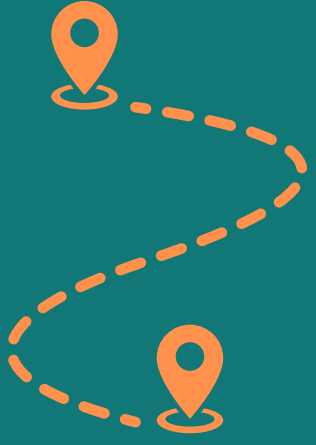
## Requirements

### for TSEC:

- Full-time teaching assignment and mentor through the Alabama Teacher Mentoring Program.
- Applicant must have a BA or MA from an accredited college or university
- Enrollment in or completion of at least one of the required courses at to the Alabama college or university authorized to provide coursework.
- Must pass the PRAXIS and have a 2.5 BA or 3.0 GPA MA
- Complete the 6 required Special Education Professional Learning activities
  - \*\*\*\*\*Requirements must be met before Oct. 1
  - \*\*\*\*\*Application submitted no later than Oct. 1

To find out more click [here](#).

Reciprocity



Do you have a professional educator certificate from a  
qualified state?  
Then this approach is for you!



Slow down, and enjoy the ride!



To apply through this approach; Click this [link](#)

[Go Back to Teacher Certification](#)

# The Career Tech Pathway to Success



## Degree Equivalent Technical Education

Work Experience/Educational Training  
Before Employment

- Less than a Bachelor's degree or Three years (5,400 hours) of full-time/part-time work experience within the past seven years in the program area
- Bachelor's degree or higher - or Two years (3,600 hours) of full-time/part-time work experience within the past seven years in the program area
- No degree- or Ten years (18,000 hours) of full-time/part-time work experience within the past seven years in the program area



### **Occupational Proficiency**

Do you meet this requirement  
Find out [here](#)



### **Work Keys Basic Skills Assessment**

Do you meet this requirement  
Find out [here](#)

### **Bachelor's Equivalent 1 Application and Process**

**(Non-renewable -valid two years)**

#### **BT1 Application-**

- Official Transcripts -
- Supplement CTV (verification of work experience)-
- Occupational Proficiency - CTE Workkeys Assessment (if the individual holds less than a bachelor's degree)-
- REQUIRED: Email [ctetcp@alsde.edu](mailto:ctetcp@alsde.edu) to register for the CTE TCP Level 1.

### **Bachelor's Equivalent 2 Application and Process**

#### **BT2 Application**

(Complete CT TCP Level 1 and maintain current occupational proficiency).

- BT2 application
- Occupational Proficiency
- PowerSchool Training Report with verification of completing CTE TCP Level 1

Next Step: - Working toward the Master's Equivalent 3 (optional).



[Go Back to Teacher Certification](#)

## Degree Equivalent Health Science Education

Work Experience/Educational Training  
Before Employment

- Associates Degree in health or related area from regionally accredited post secondary institution or Three years (5,400 hours) of full-time/part-time work experience within the past seven years as a healthcare professional
- Bachelor's degree or higher in health care or related are from regionally accredited or DEAC accredited - or Two years (3,600 hours) of full-time/part-time work experience within the past five years as a healthcare practitioner

Occupational Proficiency

Work Keys Basic Skills Assessment

Next Steps (BT1 Application)

Next Steps (BT2 Application)

