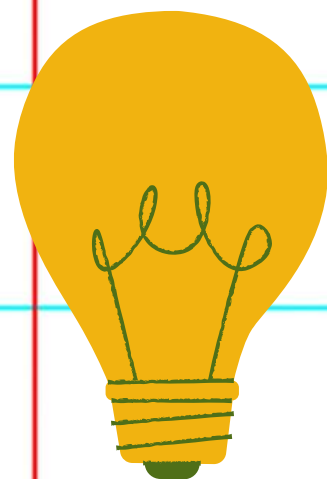


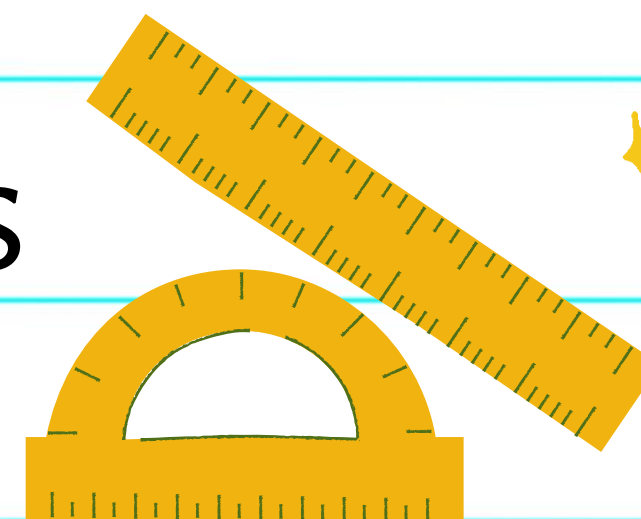
GREAT


Learning to Read with Sounds-Write





LYNBROOK PUBLIC SCHOOLS

2023





INITIAL CODE - UNIT 5



Week 1:
Lesson 3 - Sound Swap

Kindergarten - Mrs. Genicoff's Class



- Students manipulate sounds in and out of words
- Students segment sounds to recognize which sound is being changed
- Students blend sounds to read each new word
- Students understand that letters are symbols which represent sounds
- Students understand the spellings (letters) and the sounds the represent



INITIAL CODE - UNIT 5 WEEK 1: LESSON 3
SOUND SWAP




EXTENDED CODE - UNIT 6

Lesson 6 One Sound, Different Spelling Word Puzzles


Grade 1 - Mrs. Fitzsimmons' Class

- Students will segment to spell words containing the target sound
- Students will blend to read words containing the target sound
- Students will understand a sound can be represented by more than one spelling (spelled in more than one way)





EXTENDED CODE - UNIT 6 - LESSON SIX
ONE SOUND, DIFFERENT SPELLINGS - WORD PUZZLES





POLYSYLLABIC WORDS




Lesson 11 Building Polysyllabic Words Sound Level


Grade 2 - Mrs. Russo's Class




- Students will segment to spell polysyllabic words by segmenting them first into syllables, and then each syllable into sounds
- Students will blend to read words by first blending sounds into syllables, and then syllables into words
- Students will understand that some words are made up of more than one syllable
- Students will understand the structure of polysyllabic words
- Students will understand that in weaker syllables the vowel represents a schwa
- Students will use morphology to understand the meaning of words





POLYSYLLABIC WORDS - LESSON 11
BUILDING POLYSYLLABIC WORDS - SOUND LEVEL





POLYSYLLABIC WORDS



Lesson 12 Reading Polysyllabic Words Sound Level

Grade 2 - Mrs. Raymar's Class



- Students will segment to spell polysyllabic words by segmenting them first into syllables, and then each syllable into sounds
- Students will blend to read words by first blending sounds into syllables, and then syllables into words
- Students will understand the structure of polysyllabic words



POLYSYLLABIC WORDS - LESSON 12
READING POLYSYLLABIC WORDS - SOUND LEVEL