

Matthew's 2019 CAASPP Score Report

FOR THE PARENT/GUARDIAN OF:
MATTHEW MARTIN
1234 MAIN STREET
YOUR CITY, CA 12345

Student #: 9999199115
Date of Birth: 04/01/2009
Grade: 5
Test Date: Spring 2019
School: California Elementary School
LEA: California Unified
CDS: 17640300000000

Statewide Assessments: Just One Measure of Matthew's Progress

California Assessment of Student Performance and Progress (CAASPP) results give one measure of how well students are mastering California's challenging academic standards. The skills called for by these standards—the ability to write clearly, think critically, and solve problems—are critical for preparing students for college and a 21st-century career.



Matthew's Overall English Language Arts/Literacy (ELA) Level for 2019

LEVEL **3** **Standard Met**

Matthew's Overall Mathematics Level for 2019

LEVEL **3** **Standard Met**

What do my child's scores mean?

There are four levels of scores for ELA and mathematics. "Standard Met" and "Standard Exceeded" are the state targets for all students.

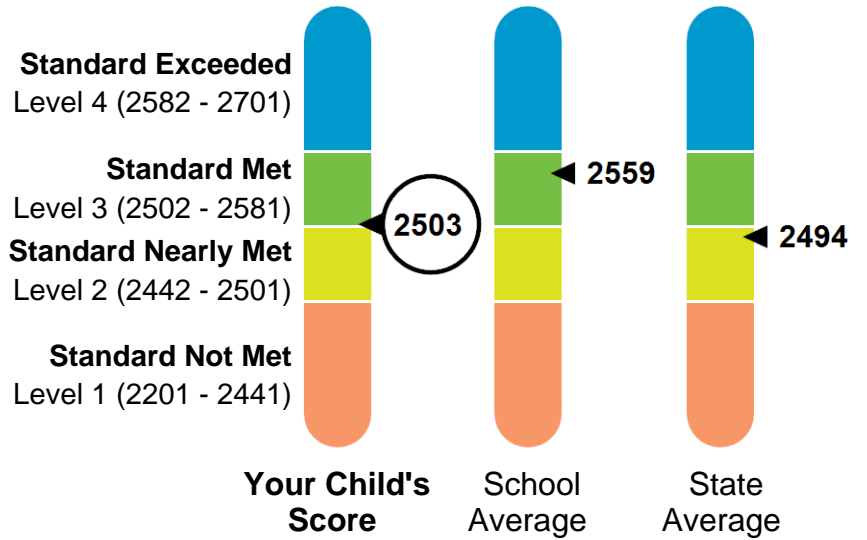
- Standard Exceeded** (Level 4)
- Standard Met** (Level 3)
- Standard Nearly Met** (Level 2)
- Standard Not Met** (Level 1)

Score ranges for each level are different for each grade, and the standards for the next grade are higher than for the previous grade. As a result, students may need a higher score to stay in the same level as the previous year.

English Language Arts/Literacy (ELA)

LEVEL 3 Standard Met


Matthew's score increased from last year, enough to reach a higher level. See page 4 of this report for Matthew's score history.




ELA Area Performance




Reading: How well does your child understand written stories and information?



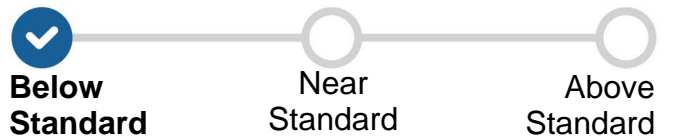
Writing: How well does your child communicate in writing?



Listening: How well does your child understand spoken information?



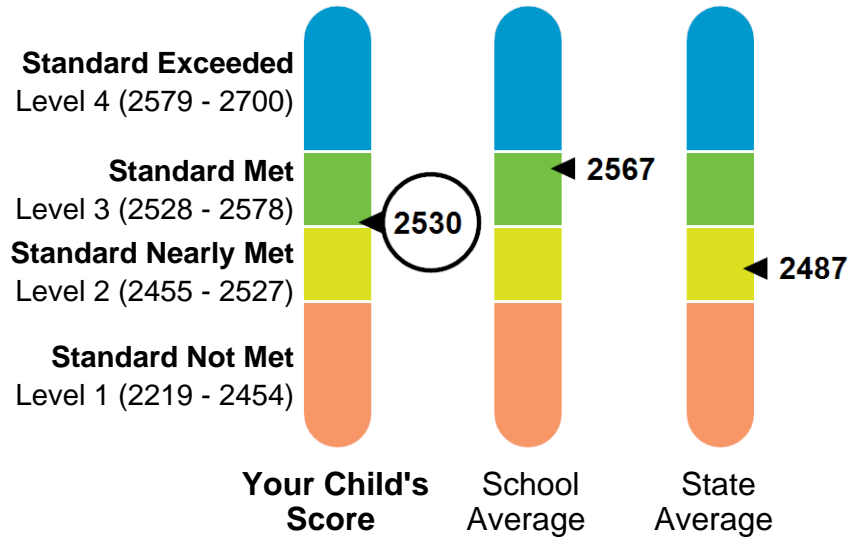
Research/Inquiry: How well can your child find and present information about a topic?



Mathematics

LEVEL
3
Standard Met



Matthew's score increased from last year, enough to reach a higher level. See page 4 of this report for Matthew's score history.




Mathematics Area Performance




Concepts & Procedures: How well does your child use mathematical rules and ideas?



Problem Solving and Modeling & Data Analysis: How well can your child show and apply problem-solving skills?



Communicating Reasoning: How well can your child think logically and express thoughts in order to solve a problem?



Score History

English Language Arts/Literacy (ELA) Score History

Grade 3

Your child's score:



School Average: Not Available
State Average: 2415

Grade 4

Your child's score:



School Average: Not Available
State Average: 2464

Grade 5

Your child's score:



School Average: 2559
State Average: 2494

Mathematics Score History

Grade 3

Your child's score:



School Average: Not Available
State Average: 2428

Grade 4

Your child's score:



School Average: Not Available
State Average: 2468

Grade 5

Your child's score:



School Average: 2567
State Average: 2487

Parent/Guardian Resources

Visit the test score website at <https://ca.startingsmarter.org/> to:

- Understand your child's score report
- Check out sample test questions
- Find free resources to support your child's learning

Complete results for schools, districts, or the state are available on the CAASPP results website at <https://caaspp.cde.ca.gov/>.