

School Year: **2021-22**



School Plan for Student Achievement (SPSA) Template

Instructions and requirements for completing the SPSA template may be found in the SPSA Template Instructions.

School Name	County-District-School (CDS) Code	Schoolsite Council (SSC) Approval Date	Local Board Approval Date
Olita Elementary School	19647666020200	May 24, 2021	June 14, 2021

Purpose and Description

Briefly describe the purpose of this plan (Select from Schoolwide Program, Comprehensive Support and Improvement, Targeted Support and Improvement, or Additional Targeted Support and Improvement)

Schoolwide Program

Briefly describe the school's plan for effectively meeting the ESSA requirements in alignment with the Local Control and Accountability Plan and other federal, state, and local programs.

The staff at Olita Elementary School is working to meet all ESSA requirements by using the District adopted, state approved curriculum to meet the needs of all students. Our struggling readers in grades Kindergarten through third grade are receiving intensive foundational reading skills by attending daily sessions with our Leveled Literacy Intervention teacher. All students' needs are being met through our during-school enrichment/intervention sessions focusing on English Language Arts skills. These sessions occur twice weekly and progress monitoring allows for regrouping periodically throughout the year as needed. All subgroups are identified and monitored throughout this process.

Table of Contents

- SPSA Title Page 1
- Purpose and Description..... 1
- Table of Contents..... 2
- Comprehensive Needs Assessment Components 4
 - Data Analysis 4
 - Surveys 4
 - Classroom Observations..... 4
 - Analysis of Current Instructional Program..... 4
- Stakeholder Involvement 7
- Resource Inequities 8
- School and Student Performance Data 9
 - Student Enrollment..... 9
 - CAASPP Results..... 11
 - ELPAC Results 15
 - Student Population 18
 - Overall Performance 19
 - Academic Performance 20
 - Academic Engagement 25
 - Conditions & Climate..... 27
- Goals, Strategies, & Proposed Expenditures..... 29
 - Goal 1..... 29
 - Goal 2..... 34
 - Goal 3..... 40
 - Goal 4..... 42
 - Goal 5..... 45
- Budget Summary 48
 - Budget Summary 48
 - Other Federal, State, and Local Funds 48
- Budgeted Funds and Expenditures in this Plan 49
 - Funds Budgeted to the School by Funding Source..... 49
 - Expenditures by Funding Source 49
 - Expenditures by Budget Reference 49
 - Expenditures by Budget Reference and Funding Source 49
 - Expenditures by Goal 50
- School Site Council Membership 51
- Recommendations and Assurances 52

Instructions.....53
 Instructions: Linked Table of Contents.....53
 Purpose and Description.....54
 Stakeholder Involvement.....54
 Resource Inequities54
Goals, Strategies, Expenditures, & Annual Review55
 Annual Review56
 Budget Summary57
 Appendix A: Plan Requirements59
 Appendix B:.....62
 Appendix C: Select State and Federal Programs64

Comprehensive Needs Assessment Components

Data Analysis

Please refer to the School and Student Performance Data section where an analysis is provided.

Surveys

This section provides a description of surveys (i.e., Student, Parent, Teacher) used during the school-year, and a summary of results from the survey(s).

Parents, students, and teachers will be given an opportunity during the 2021-2022 school year to complete a formal needs assessment. The survey includes topics such as academics, school climate and overall operations of the school.

The results will provide feedback about areas of concern that may need attention for improvement. The survey from last year showed that parents were overall pleased with how our school provides for their children. The only area of concern is communication about their child's progress which has been addressed with all teachers. Almost all teachers use Class Dojo as a form to communicate with parents. We continue to send fliers, make phone calls, and reach out to our parents.

Classroom Observations

This section provides a description of types and frequency of classroom observations conducted during the school-year and a summary of findings.

Observations in the form of informal walkthroughs by the site administrator take place at Olita at least once per week in each classroom. Classroom instruction is also monitored by the formal evaluation process. During these informal and formal observations there is evidence that teachers are meeting the needs of all students using district approved materials and effective teaching strategies.

Analysis of Current Instructional Program

The following statements are derived from the Elementary and Secondary Education Act (ESEA) of 1965 and Essential Program Components (EPCs). In conjunction with the needs assessments, these categories may be used to discuss and develop critical findings that characterize current instructional practice for numerically significant subgroups as well as individual students who are:

- Not meeting performance goals
- Meeting performance goals
- Exceeding performance goals

Discussion of each of these statements should result in succinct and focused findings based on verifiable facts. Avoid vague or general descriptions. Each successive school plan should examine the status of these findings and note progress made. Special consideration should be given to any practices, policies, or procedures found to be noncompliant through ongoing monitoring of categorical programs.

Standards, Assessment, and Accountability

Use of state and local assessments to modify instruction and improve student achievement (ESEA)

This year our students in grades 3-6 will complete trimester benchmarks using the Smarter Balance IABs. The IABs are aligned with the SBAC and will give accurate data that reflects student achievement. TK-2 students are using other benchmarks for teachers to monitor progress and adjust instruction, including A2i assessments and district benchmarks.

Use of data to monitor student progress on curriculum-embedded assessments and modify instruction (EPC)

The teachers at Olita School use end of chapter tests and end of unit tests in order to modify instruction based on data collected. Students are also given monthly assessments using the STAR Reading Program to monitor comprehension. In primary grades DIBELS progress monitoring is ongoing monthly with trimester assessments and A2i assessments are used to determine levels of support needed by our primary students. ST Math is used by all Kindergarten through 5th grade students. Math skills, along with fluency are practiced throughout the year using ST Math and Khan Academy.

Staffing and Professional Development

Status of meeting requirements for highly qualified staff (ESEA)

All classroom teachers are highly qualified and meet the requirements for ESEA.

Sufficiency of credentialed teachers and teacher professional development (e.g., access to instructional materials training on SBE-adopted instructional materials) (EPC)

All teachers are provided professional development throughout the year. We have been focusing on our writing program through Write From the Beginning and Thinking Maps. We have also adopted Studies Weekly (K-5th) and Discovery (6th) for History/Social Sciences.

Alignment of staff development to content standards, assessed student performance, and professional needs (ESEA)

The teachers attend professional development training which includes Thinking Maps, Write From the Beginning, technology usage, and curriculum training.

Ongoing instructional assistance and support for teachers (e.g., use of content experts and instructional coaches) (EPC)

Our Kindergarten through second grade teachers are working with instructional coaches through A2i (Assessment to Intervention). They are working to build decoding and fluency skills and meet with the coach several times throughout the year to monitor progress. The district also has 3 TOSAs to support teachers on a regular basis in addition to district provided professional development.

Teacher collaboration by grade level (kindergarten through grade eight [K-8]) and department (grades nine through twelve) (EPC)

Our teachers work with their grade level teams every Wednesday to plan and review for upcoming lessons. They also get together several times a year to work together district-wide for planning and professional development.

Teaching and Learning

Alignment of curriculum, instruction, and materials to content and performance standards (ESEA)

Our teachers collaborate weekly to plan curriculum that meets the grade level standards in all subject areas. Best practices are discussed through data comparisons and reflecting on teaching strategies.

Adherence to recommended instructional minutes for reading/language arts and mathematics (K–8) (EPC)

All teachers are informed of instructional minutes in which they use to plan daily instruction in order to meet the needs of all students. Minutes are above state requirements.

Lesson pacing schedule (K–8) and master schedule flexibility for sufficient numbers of intervention courses (EPC)

Teachers create a weekly schedule that maps out when each subject is taught and for how many minutes each day. The during school intervention sessions are included in these schedules.

Availability of standards-based instructional materials appropriate to all student groups (ESEA)

All students have access to every textbook and all instructional materials for their grade level.

Use of SBE-adopted and standards-aligned instructional materials, including intervention materials, and for high school students, access to standards-aligned core courses (EPC)

All students are using district adopted (State approved) instructional materials for all levels of instruction.

Opportunity and Equal Educational Access

Services provided by the regular program that enable underperforming students to meet standards (ESEA)

Almost all teachers are GLAD, EDI, and Thinking Map trained. The teachers use different scaffolding strategies to reach all students, including underperforming students. We are working to provide training to all teachers who need GLAD, EDI, and/or Thinking Maps.

Evidence-based educational practices to raise student achievement

We continue to seek evidence-based practices in order to help students achieve. These practices include, but are not limited to : EDI, GLAD, and Thinking Maps.

Parental Engagement

Resources available from family, school, district, and community to assist under-achieving students (ESEA)

Our curriculum director and assistant superintendent provide support throughout the year to provide strategies for working with under achieving students through our Intervention Coordinator on site. The Intervention Coordinator meets 1:1 with all underperforming students (identified from SBAC scores) in order to set SMART goals for the year. The intervention Coordinator and classroom teachers work with the students to make sure they are on target to meet the goals.

Involvement of parents, community representatives, classroom teachers, other school personnel, and students in secondary schools, in the planning, implementation, and evaluation of ConApp programs (5 California Code of Regulations 3932)

We have a strong base of parent volunteers who come to school and work with our struggling students. Parents help students memorize math facts, learn Fry words, and any other skills needed. We also partner with the local high school seniors as part of service learning. The high school seniors come to school twice a month to help support student learning.

Funding

Services provided by categorical funds that enable underperforming students to meet standards (ESEA)

We are funded schoolwide for Title 1. All students have access to any program or materials purchased with Title 1 funds. Our LLI reading program is funded through Title 1. We are also using funds from our Low Performing Block Grant. All underperforming students will meet with our Intervention Coordinator to make goals and discuss

Fiscal support (EPC)

In addition to Title I monies Olita receives a Site Allocation from LCFF in addition to STEAM monies and other supplemental LCFF dollars to support students.

Stakeholder Involvement

How, when, and with whom did the school consult as part of the planning process for this SPSA/Annual Review and Update?

Involvement Process for the SPSA and Annual Review and Update

The planning process for this year's SPSA began early this year as we were unable to meet last spring due to COVID-19. Since the start of school, the teachers have discussed several ways to support our students during distance learning. While many topics were discussed, our actual goals will be very similar to last year's goals. Our students did not take any formal assessment through CAASPP due to the school closures. Our School Site Council will meet virtually to discuss plans and goals for this year. School Site Council meeting is scheduled for May 21, 2021 to approve this year's goals. The next meetings for School Site Council are scheduled for December 2, 2021, March 10, 2022 and May 12, 2022.

Resource Inequities

Briefly identify and describe any resource inequities identified as a result of the required needs assessment, as applicable.

As part of the Comprehensive Needs Assessment a large portion of our students did not have access to before and after school intervention. To make sure that all students have access we implemented during the school day intervention sessions to meet the needs of all students.

School and Student Performance Data

Student Enrollment Enrollment By Student Group

Student Enrollment by Subgroup						
Student Group	Percent of Enrollment			Number of Students		
	18-19	19-20	20-21	18-19	19-20	20-21
American Indian	%	0%	%		0	
African American	2.06%	2.03%	1.4%	9	9	6
Asian	2.52%	3.61%	4.7%	11	16	20
Filipino	1.14%	2.03%	2.3%	5	9	10
Hispanic/Latino	66.59%	65.91%	66.0%	291	292	283
Pacific Islander	1.14%	1.13%	1.2%	5	5	5
White	23.57%	20.77%	19.6%	103	92	84
Multiple/No Response	%	2.93%	1.6%		7	7
Total Enrollment				437	443	429

Student Enrollment Enrollment By Grade Level

Student Enrollment by Grade Level			
Grade	Number of Students		
	18-19	19-20	20-21
Kindergarten	61	77	69
Grade 1	39	49	63
Grade 2	66	45	51
Grade 3	67	64	49
Grade 4	54	68	63
Grade 5	77	63	70
Grade 6	72	77	64
Grade 8	1		
Total Enrollment	437	443	429

Conclusions based on this data:

1. Based on this data, our Asian population has increased by 4 students. Our Hispanic population decreased by 9 students.
2. Our African-American population decreased by 3 students along with our White students dropping by 8 students.
3. Based on the data, our student enrollment continues to decline, From last year we declined by 14 students.

School and Student Performance Data

Student Enrollment English Learner (EL) Enrollment

English Learner (EL) Enrollment						
Student Group	Number of Students			Percent of Students		
	18-19	19-20	20-21	18-19	19-20	20-21
English Learners	43	38	37	9.8%	8.6%	8.6%
Fluent English Proficient (FEP)	23	38	28	5.3%	8.6%	6.5%
Reclassified Fluent English Proficient (RFEP)	0	17	2	0.0%	39.5%	5.3%

Conclusions based on this data:

1. The number of English Learners had been decreasing each year, however in the past year we gained 2 students.
2. Our number of Fluent English Proficient students are also decreasing.

School and Student Performance Data

CAASPP Results English Language Arts/Literacy (All Students)

Overall Participation for All Students												
Grade Level	# of Students Enrolled			# of Students Tested			# of Students with			% of Enrolled Students		
	16-17	17-18	18-19	16-17	17-18	18-19	16-17	17-18	18-19	16-17	17-18	18-19
Grade 3	62	53	64	58	51	64	58	51	64	93.5	96.2	100
Grade 4	59	69	57	59	67	53	59	67	53	100	97.1	93
Grade 5	72	69	72	69	66	72	69	66	72	95.8	95.7	100
Grade 6	63	72	74	62	70	71	62	70	71	98.4	97.2	95.9
All	256	263	267	248	254	260	248	254	260	96.9	96.6	97.4

* The “% of Enrolled Students Tested” showing in this table is not the same as “Participation Rate” for federal accountability

Overall Achievement for All Students															
Grade Level	Mean Scale Score			% Standard			% Standard Met			% Standard Nearly			% Standard Not		
	16-17	17-18	18-19	16-17	17-18	18-19	16-17	17-18	18-19	16-17	17-18	18-19	16-17	17-18	18-19
Grade 3	2428.	2432.	2441.	22.41	19.61	31.25	29.31	35.29	25.00	25.86	23.53	23.44	22.41	21.57	20.31
Grade 4	2466.	2462.	2482.	23.73	19.40	26.42	22.03	25.37	30.19	25.42	29.85	24.53	28.81	25.37	18.87
Grade 5	2519.	2508.	2499.	28.99	15.15	16.67	28.99	40.91	41.67	18.84	25.76	19.44	23.19	18.18	22.22
Grade 6	2551.	2554.	2545.	20.97	21.43	19.72	37.10	38.57	38.03	27.42	31.43	26.76	14.52	8.57	15.49
All Grades	N/A	N/A	N/A	24.19	18.90	23.08	29.44	35.04	34.23	24.19	27.95	23.46	22.18	18.11	19.23

Reading Demonstrating understanding of literary and non-fictional texts									
Grade Level	% Above Standard			% At or Near Standard			% Below Standard		
	16-17	17-18	18-19	16-17	17-18	18-19	16-17	17-18	18-19
Grade 3	27.59	27.45	37.50	39.66	52.94	45.31	32.76	19.61	17.19
Grade 4	23.73	17.91	33.96	54.24	61.19	47.17	22.03	20.90	18.87
Grade 5	24.64	21.21	22.22	55.07	57.58	50.00	20.29	21.21	27.78
Grade 6	24.19	31.43	28.17	54.84	42.86	46.48	20.97	25.71	25.35
All Grades	25.00	24.41	30.00	51.21	53.54	47.31	23.79	22.05	22.69

Writing Producing clear and purposeful writing									
Grade Level	% Above Standard			% At or Near Standard			% Below Standard		
	16-17	17-18	18-19	16-17	17-18	18-19	16-17	17-18	18-19
Grade 3	22.41	17.65	23.44	53.45	58.82	48.44	24.14	23.53	28.13
Grade 4	23.73	10.45	20.75	57.63	62.69	62.26	18.64	26.87	16.98
Grade 5	39.13	30.30	23.61	44.93	53.03	55.56	15.94	16.67	20.83
Grade 6	33.87	34.29	28.17	48.39	51.43	53.52	17.74	14.29	18.31
All Grades	30.24	23.62	24.23	50.81	56.30	54.62	18.95	20.08	21.15

Listening Demonstrating effective communication skills									
Grade Level	% Above Standard			% At or Near Standard			% Below Standard		
	16-17	17-18	18-19	16-17	17-18	18-19	16-17	17-18	18-19
Grade 3	18.97	17.65	28.13	70.69	70.59	56.25	10.34	11.76	15.63
Grade 4	10.17	19.40	15.09	71.19	71.64	64.15	18.64	8.96	20.75
Grade 5	24.64	10.61	11.11	59.42	77.27	75.00	15.94	12.12	13.89
Grade 6	14.52	22.86	21.13	75.81	70.00	67.61	9.68	7.14	11.27
All Grades	17.34	17.72	18.85	68.95	72.44	66.15	13.71	9.84	15.00

Research/Inquiry Investigating, analyzing, and presenting information									
Grade Level	% Above Standard			% At or Near Standard			% Below Standard		
	16-17	17-18	18-19	16-17	17-18	18-19	16-17	17-18	18-19
Grade 3	25.86	23.53	25.00	51.72	52.94	48.44	22.41	23.53	26.56
Grade 4	16.95	28.36	24.53	62.71	47.76	58.49	20.34	23.88	16.98
Grade 5	27.54	21.21	25.00	47.83	59.09	51.39	24.64	19.70	23.61
Grade 6	38.71	34.29	38.03	46.77	60.00	46.48	14.52	5.71	15.49
All Grades	27.42	27.17	28.46	52.02	55.12	50.77	20.56	17.72	20.77

Conclusions based on this data:

1. Due to the Covid-19 pandemic, our students did not participate in the CAASPP testing in the spring of 2020.
2. We will assess our students in August to determine intervention and academic needs. Our program will be designed to help all students from intense intervention to enrichment and beyond.
3. When our results from the 20/21 SBAC tests are released, we will consider that data as we assess for current levels in the fall.

School and Student Performance Data

CAASPP Results Mathematics (All Students)

Overall Participation for All Students												
Grade Level	# of Students Enrolled			# of Students Tested			# of Students with			% of Enrolled Students		
	16-17	17-18	18-19	16-17	17-18	18-19	16-17	17-18	18-19	16-17	17-18	18-19
Grade 3	62	52	64	58	50	64	58	50	64	93.5	96.2	100
Grade 4	59	69	57	59	67	53	59	67	53	100	97.1	93
Grade 5	72	68	72	70	65	72	70	65	72	97.2	95.6	100
Grade 6	63	72	74	62	70	70	62	70	70	98.4	97.2	94.6
All	256	261	267	249	252	259	249	252	259	97.3	96.6	97

* The "% of Enrolled Students Tested" showing in this table is not the same as "Participation Rate" for federal accountability purposes.

Overall Achievement for All Students															
Grade Level	Mean Scale Score			% Standard			% Standard Met			% Standard Nearly			% Standard Not		
	16-17	17-18	18-19	16-17	17-18	18-19	16-17	17-18	18-19	16-17	17-18	18-19	16-17	17-18	18-19
Grade 3	2429.	2426.	2425.	13.79	12.00	6.25	27.59	34.00	45.31	36.21	30.00	20.31	22.41	24.00	28.13
Grade 4	2476.	2468.	2481.	23.73	14.93	20.75	20.34	37.31	35.85	33.90	31.34	20.75	22.03	16.42	22.64
Grade 5	2525.	2516.	2518.	28.57	24.62	25.00	25.71	26.15	23.61	25.71	27.69	30.56	20.00	21.54	20.83
Grade 6	2545.	2554.	2550.	22.58	34.29	34.29	25.81	22.86	18.57	29.03	27.14	24.29	22.58	15.71	22.86
All Grades	N/A	N/A	N/A	22.49	22.22	22.01	24.90	29.76	30.12	30.92	28.97	24.32	21.69	19.05	23.55

Concepts & Procedures Applying mathematical concepts and procedures									
Grade Level	% Above Standard			% At or Near Standard			% Below Standard		
	16-17	17-18	18-19	16-17	17-18	18-19	16-17	17-18	18-19
Grade 3	25.86	26.00	29.69	53.45	44.00	39.06	20.69	30.00	31.25
Grade 4	37.29	32.84	35.85	30.51	37.31	37.74	32.20	29.85	26.42
Grade 5	42.86	38.46	40.28	35.71	36.92	34.72	21.43	24.62	25.00
Grade 6	30.65	44.29	42.86	40.32	30.00	30.00	29.03	25.71	27.14
All Grades	34.54	36.11	37.45	39.76	36.51	35.14	25.70	27.38	27.41

Problem Solving & Modeling/Data Analysis Using appropriate tools and strategies to solve real world and mathematical problems									
Grade Level	% Above Standard			% At or Near Standard			% Below Standard		
	16-17	17-18	18-19	16-17	17-18	18-19	16-17	17-18	18-19
Grade 3	29.31	26.00	15.63	46.55	46.00	56.25	24.14	28.00	28.13
Grade 4	23.73	10.45	22.64	42.37	58.21	47.17	33.90	31.34	30.19
Grade 5	30.00	20.00	26.39	42.86	52.31	51.39	27.14	27.69	22.22
Grade 6	22.58	27.14	28.57	59.68	50.00	41.43	17.74	22.86	30.00
All Grades	26.51	20.63	23.55	47.79	51.98	49.03	25.70	27.38	27.41

Communicating Reasoning Demonstrating ability to support mathematical conclusions									
Grade Level	% Above Standard			% At or Near Standard			% Below Standard		
	16-17	17-18	18-19	16-17	17-18	18-19	16-17	17-18	18-19
Grade 3	15.52	28.00	17.19	62.07	50.00	60.94	22.41	22.00	21.88
Grade 4	28.81	22.39	26.42	44.07	53.73	49.06	27.12	23.88	24.53
Grade 5	18.57	21.54	19.44	55.71	52.31	54.17	25.71	26.15	26.39
Grade 6	29.03	31.43	28.57	46.77	48.57	45.71	24.19	20.00	25.71
All Grades	22.89	25.79	22.78	52.21	51.19	52.51	24.90	23.02	24.71

Conclusions based on this data:

1. Due to the Covid-19 pandemic, our students did not participate in the CAASPP testing in the spring of '20.
2. We will assess our students in August '21 to determine student needs and implement an intervention program to meet these needs.
3. We will analyze our data from the modified SBAC testing that our students completed in May '21 in August '21.

School and Student Performance Data

ELPAC Results

ELPAC Summative Assessment Data Number of Students and Mean Scale Scores for All Students								
Grade Level	Overall		Oral Language		Written Language		Number of Students Tested	
	17-18	18-19	17-18	18-19	17-18	18-19	17-18	18-19
Grade K	*	*	*	*	*	*	*	4
Grade 1	*	*	*	*	*	*	*	4
Grade 2	*	*	*	*	*	*	*	4
Grade 3	*	*	*	*	*	*	*	*
Grade 4	*	*	*	*	*	*	*	4
Grade 5	*	*	*	*	*	*	*	7
Grade 6	*	*	*	*	*	*	*	*
All Grades							42	27

Overall Language Percentage of Students at Each Performance Level for All Students										
Grade Level	Level 4		Level 3		Level 2		Level 1		Total Number of Students	
	17-18	18-19	17-18	18-19	17-18	18-19	17-18	18-19	17-18	18-19
K	*	*	*	*	*	*		*	*	*
1	*	*	*	*		*	*	*	*	*
2	*	*	*	*		*	*	*	*	*
3	*	*		*	*	*	*	*	*	*
4	*	*	*	*	*	*	*	*	*	*
5	*	*	*	*		*		*	*	*
6	*	*		*		*	*	*	*	*
All Grades	47.62	7.41	*	48.15	*	29.63	*	14.81	42	27

Oral Language Percentage of Students at Each Performance Level for All Students										
Grade Level	Level 4		Level 3		Level 2		Level 1		Total Number of Students	
	17-18	18-19	17-18	18-19	17-18	18-19	17-18	18-19	17-18	18-19
K	*	*	*	*	*	*		*	*	*
1	*	*	*	*		*	*	*	*	*
2	*	*	*	*		*	*	*	*	*
3	*	*	*	*	*	*	*	*	*	*
4	*	*	*	*	*	*		*	*	*
5	*	*	*	*		*		*	*	*
6	*	*		*		*	*	*	*	*
All Grades	57.14	18.52	*	48.15	*	22.22	*	11.11	42	27

Written Language Percentage of Students at Each Performance Level for All Students										
Grade Level	Level 4		Level 3		Level 2		Level 1		Total Number of Students	
	17-18	18-19	17-18	18-19	17-18	18-19	17-18	18-19	17-18	18-19
K	*	*	*	*	*	*		*	*	*
1	*	*	*	*		*	*	*	*	*
2	*	*	*	*		*	*	*	*	*
3		*	*	*	*	*	*	*	*	*
4	*	*	*	*	*	*	*	*	*	*
5	*	*	*	*		*		*	*	*
6	*	*		*		*	*	*	*	*
All Grades	42.86	7.41	26.19	22.22	*	51.85	*	18.52	42	27

Listening Domain Percentage of Students by Domain Performance Level for All Students									
Grade Level	Well Developed		Somewhat/Moderately		Beginning		Total Number of Students		
	17-18	18-19	17-18	18-19	17-18	18-19	17-18	18-19	
1	*	*	*	*	*	*	*	*	
2	*	*	*	*	*	*	*	*	
4	*	*	*	*	*	*	*	*	
6	*	*	*	*	*	*	*	*	
All Grades	57.14	18.52	30.95	66.67	*	14.81	42	27	

Speaking Domain Percentage of Students by Domain Performance Level for All Students								
Grade Level	Well Developed		Somewhat/Moderately		Beginning		Total Number of Students	
	17-18	18-19	17-18	18-19	17-18	18-19	17-18	18-19
1	*	*	*	*	*	*	*	*
2	*	*	*	*	*	*	*	*
3	*	*	*	*	*	*	*	*
All Grades	50.00	22.22	38.10	59.26	*	18.52	42	27

Reading Domain Percentage of Students by Domain Performance Level for All Students								
Grade Level	Well Developed		Somewhat/Moderately		Beginning		Total Number of Students	
	17-18	18-19	17-18	18-19	17-18	18-19	17-18	18-19
2	*	*	*	*	*	*	*	*
4	*	*	*	*	*	*	*	*
All Grades	47.62	7.41	35.71	66.67	*	25.93	42	27

Writing Domain Percentage of Students by Domain Performance Level for All Students								
Grade Level	Well Developed		Somewhat/Moderately		Beginning		Total Number of Students	
	17-18	18-19	17-18	18-19	17-18	18-19	17-18	18-19
1	*	*	*	*	*	*	*	*
2	*	*	*	*	*	*	*	*
3	*	*	*	*	*	*	*	*
6	*	*	*	*	*	*	*	*
All Grades	40.48	18.52	45.24	66.67	*	14.81	42	27

Conclusions based on this data:

- 1.

School and Student Performance Data

Student Population

Due to the COVID-19 pandemic, state law has suspended the reporting of state and local indicators on the 2020 Dashboard. However, available data that would have been included in the Dashboard are reported on the Department's web site if they were determined to be valid and reliable. Information regarding the reporting status of data is available at [COVID-19 and Data Reporting](#).

This section provides information about the school's student population.

2019-20 Student Population			
Total Enrollment	Socioeconomically Disadvantaged	English Learners	Foster Youth
443	45.8	8.6	0.5
This is the total number of students enrolled.	This is the percent of students who are eligible for free or reduced priced meals; or have parents/guardians who did not receive a high school diploma.	This is the percent of students who are learning to communicate effectively in English, typically requiring instruction in both the English Language and in their academic courses.	This is the percent of students whose well-being is the responsibility of a court.

2019-20 Enrollment for All Students/Student Group		
Student Group	Total	Percentage
English Learners	38	8.6
Foster Youth	2	0.5
Homeless	15	3.4
Socioeconomically Disadvantaged	203	45.8
Students with Disabilities	80	18.1

Enrollment by Race/Ethnicity		
Student Group	Total	Percentage
African American	9	2.0
Asian	16	3.6
Filipino	9	2.0
Hispanic	292	65.9
Two or More Races	7	1.6
Pacific Islander	5	1.1
White	92	20.8

Conclusions based on this data:





1. Our student population rarely fluctuates and stays fairly consistent over time. However, the number of socioeconomically disadvantaged students is increasing.

School and Student Performance Data

Overall Performance

The data provided below is from the 2019 Fall California School Dashboard. Due to the COVID-19 pandemic, state law has suspended the reporting of state and local indicators on the 2020 Dashboard. However, available data that would have been included in the Dashboard are reported on the Department's web site if they were determined to be valid and reliable. Information regarding the reporting status of data is available at [COVID-19 and Data Reporting](#).

2019 Fall Dashboard Overall Performance for All Students

Academic Performance	Academic Engagement	Conditions & Climate
English Language Arts  Yellow	Chronic Absenteeism  Yellow	Suspension Rate  Green
Mathematics  Yellow		

Conclusions based on this data:

1. The data supports that the area of Conditions and Climate/Suspension Rate will need support in order to improve. Student behavior expectations will be posted in areas around the campus for visual reminders.
2. Due to the Covid-19 pandemic, we do not have current data. When this information is updated, we will analyze and make a plan for improvement if needed.

School and Student Performance Data

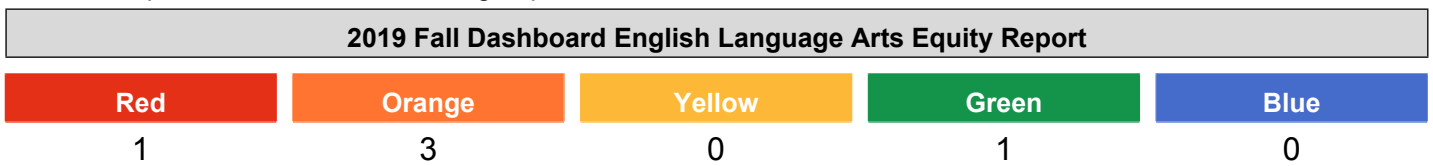
Academic Performance English Language Arts

The data provided below is from the 2019 Fall California School Dashboard. Due to the COVID-19 pandemic, state law has suspended the reporting of state and local indicators on the 2020 Dashboard. However, available data that would have been included in the Dashboard are reported on the Department's web site if they were determined to be valid and reliable. Information regarding the reporting status of data is available at [COVID-19 and Data Reporting](#).

The performance levels are color-coded and range from lowest-to-highest performance in the following order:











This section provides number of student groups in each color.



This section provides a view of Student Assessment Results and other aspects of this school's performance, specifically how well students are meeting grade-level standards on the English Language Arts assessment. This measure is based on student performance on the Smarter Balanced Summative Assessment, which is taken annually by students in grades 3–8 and grade 11.

2019 Fall Dashboard English Language Arts Performance for All Students/Student Group		
<p>All Students</p> <p>Yellow</p> <p>6 points above standard</p> <p>Maintained ++0.6 points</p> <p>257</p>	<p>English Learners</p> <p>Orange</p> <p>35.7 points below standard</p> <p>Declined -14.9 points</p> <p>39</p>	<p>Foster Youth</p> <p>No Performance Color</p> <p>Less than 11 Students - Data Not Displayed for Privacy</p> <p>2</p>
<p>Homeless</p> <p>No Performance Color</p> <p>2.7 points above standard</p> <p>11</p>	<p>Socioeconomically Disadvantaged</p> <p>Orange</p> <p>20.1 points below standard</p> <p>Maintained -0.9 points</p> <p>110</p>	<p>Students with Disabilities</p> <p>Red</p> <p>72.8 points below standard</p> <p>Maintained -1.5 points</p> <p>41</p>

2019 Fall Dashboard English Language Arts Performance by Race/Ethnicity

African American	American Indian	Asian	Filipino
 No Performance Color Less than 11 Students - Data Not Displayed for Privacy 5	 No Performance Color 0 Students	 No Performance Color Less than 11 Students - Data Not Displayed for Privacy 6	 No Performance Color Less than 11 Students - Data Not Displayed for Privacy 4
Hispanic	Two or More Races	Pacific Islander	White
 Orange 8.3 points below standard Maintained -2 points 168	 No Performance Color Less than 11 Students - Data Not Displayed for Privacy 2	 No Performance Color Less than 11 Students - Data Not Displayed for Privacy 3	 Green 36.5 points above standard Increased ++6.2 points 65

This section provides a view of Student Assessment Results and other aspects of this school's performance, specifically how well students are meeting grade-level standards on the English Language Arts assessment. This measure is based on student performance on the Smarter Balanced Summative Assessment, which is taken annually by students in grades 3–8 and grade 11.

2019 Fall Dashboard English Language Arts Data Comparisons for English Learners

Current English Learner	Reclassified English Learners	English Only
101.1 points below standard Declined Significantly -67.3 points 14	0.9 points above standard Increased ++8.8 points 25	12.5 points above standard Maintained ++2.8 points 214

Conclusions based on this data:

1. Due to the Covid-19 pandemic, we do not have scores from the 19/20 school year. Our students did take a modified SBAC in May '21 and we will analyze the data when we receive results.
2. We will plan and implement an intervention/enrichment program based on our results from the SBAC data.
3. The Hispanic population will need focused attention with intervention strategies to improve English language skills.

School and Student Performance Data

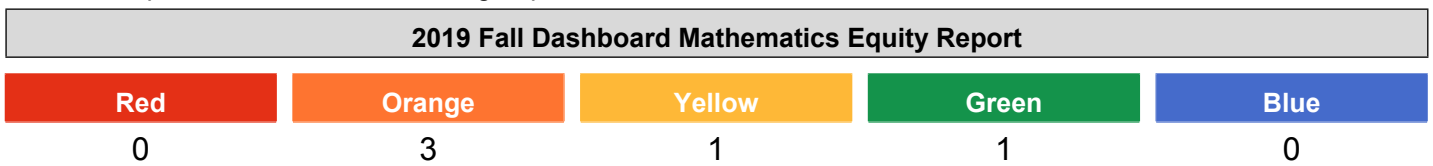
Academic Performance Mathematics

The data provided below is from the 2019 Fall California School Dashboard. Due to the COVID-19 pandemic, state law has suspended the reporting of state and local indicators on the 2020 Dashboard. However, available data that would have been included in the Dashboard are reported on the Department's web site if they were determined to be valid and reliable. Information regarding the reporting status of data is available at [COVID-19 and Data Reporting](#).

The performance levels are color-coded and range from lowest-to-highest performance in the following order:










This section provides number of student groups in each color.



This section provides a view of Student Assessment Results and other aspects of this school's performance, specifically how well students are meeting grade-level standards on the Mathematics assessment. This measure is based on student performance on the Smarter Balanced Summative Assessment, which is taken annually by students in grades 3–8 and grade 11.

2019 Fall Dashboard Mathematics Performance for All Students/Student Group		
<p>All Students</p> Yellow 7.2 points below standard Maintained ++1.1 points 256	<p>English Learners</p> Orange 34.2 points below standard Declined -4.2 points 39	<p>Foster Youth</p> No Performance Color Less than 11 Students - Data Not Displayed for Privacy 2
<p>Homeless</p> No Performance Color Less than 11 Students - Data Not Displayed for Privacy 10	<p>Socioeconomically Disadvantaged</p> Orange 29.7 points below standard Maintained -2.4 points 109	<p>Students with Disabilities</p> Orange 84.1 points below standard Maintained -0.4 points 40

2019 Fall Dashboard Mathematics Performance by Race/Ethnicity

African American	American Indian	Asian	Filipino
 No Performance Color Less than 11 Students - Data Not Displayed for Privacy 5		 No Performance Color Less than 11 Students - Data Not Displayed for Privacy 6	 No Performance Color Less than 11 Students - Data Not Displayed for Privacy 4
Hispanic	Two or More Races	Pacific Islander	White
 Yellow 14.6 points below standard Maintained ++0.7 points 168	 No Performance Color Less than 11 Students - Data Not Displayed for Privacy 2	 No Performance Color Less than 11 Students - Data Not Displayed for Privacy 3	 Green 14.4 points above standard Increased ++4.8 points 64

This section provides a view of Student Assessment Results and other aspects of this school's performance, specifically how well students are meeting grade-level standards on the Mathematics assessment. This measure is based on student performance on the Smarter Balanced Summative Assessment, which is taken annually by students in grades 3–8 and grade 11.

2019 Fall Dashboard Mathematics Data Comparisons for English Learners

Current English Learner	Reclassified English Learners	English Only
80.8 points below standard Declined Significantly -38.1 points 14	8 points below standard Increased ++8.5 points 25	3.5 points below standard Maintained ++1.7 points 213

Conclusions based on this data:

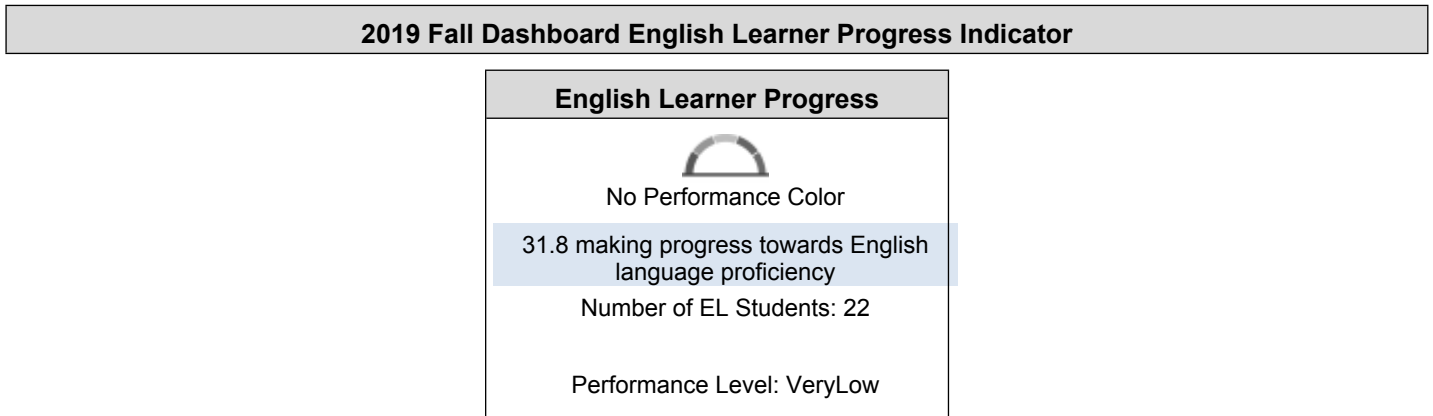
1. Due to the Covid-19 pandemic, our students did not participate in the CAASPP testing in the spring of '20. We will analyze the data when we receive results from the modified SBAC test from May '21.
2. We will design and implement an intervention/enrichment program based on results of state testing in May '21 and universal screeners given in August '21.

School and Student Performance Data

Academic Performance English Learner Progress

The data provided below is from the 2019 Fall California School Dashboard. Due to the COVID-19 pandemic, state law has suspended the reporting of state and local indicators on the 2020 Dashboard. However, available data that would have been included in the Dashboard are reported on the Department's web site if they were determined to be valid and reliable. Information regarding the reporting status of data is available at [COVID-19 and Data Reporting](#).

This section provides a view of the percentage of current EL students making progress towards English language proficiency or maintaining the highest level.



This section provides a view of the percentage of current EL students who progressed at least one ELPI level, maintained ELPI level 4, maintained lower ELPI levels (i.e, levels 1, 2L, 2H, 3L, or 3H), or decreased at least one ELPI Level.

2019 Fall Dashboard Student English Language Acquisition Results			
Decreased One ELPI Level	Maintained ELPI Level 1, 2L, 2H, 3L, or 3H	Maintained ELPI Level 4	Progressed At Least One ELPI Level
18.1			31.8

Conclusions based on this data:

1. Due to the Covid-19 pandemic, our students did not take the ELPAC in the 19/20 school year.
2. Once we have current data from this year's ELPAC testing, we will analyze and implement strategies to improve scores that will promote student achievement.

School and Student Performance Data

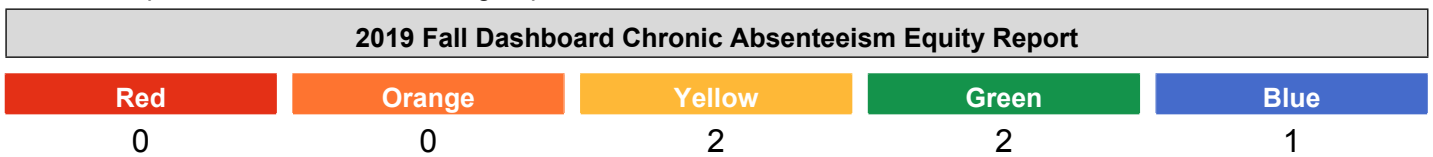
Academic Engagement Chronic Absenteeism

The data provided below is from the 2019 Fall California School Dashboard. Due to the COVID-19 pandemic, state law has suspended the reporting of state and local indicators on the 2020 Dashboard. However, available data that would have been included in the Dashboard are reported on the Department's web site if they were determined to be valid and reliable. Information regarding the reporting status of data is available at [COVID-19 and Data Reporting](#).

The performance levels are color-coded and range from lowest-to-highest performance in the following order:











This section provides number of student groups in each color.



This section provides information about the percentage of students in kindergarten through grade 8 who are absent 10 percent or more of the instructional days they were enrolled.

2019 Fall Dashboard Chronic Absenteeism for All Students/Student Group		
<p>All Students</p> Yellow 5.2 Maintained 0 460	<p>English Learners</p> Blue 2.2 Maintained -0.1 46	<p>Foster Youth</p> No Performance Color Less than 11 Students - Data Not Displayed for Privacy 4
<p>Homeless</p> No Performance Color 18.2 Increased +11.9 22	<p>Socioeconomically Disadvantaged</p> Yellow 8.8 Maintained +0.4 194	<p>Students with Disabilities</p> Green 6.5 Declined -2.4 92

2019 Fall Dashboard Chronic Absenteeism by Race/Ethnicity

African American	American Indian	Asian	Filipino
 No Performance Color Less than 11 Students - Data Not Displayed for Privacy 10	 No Performance Color Less than 11 Students - Data Not Displayed for Privacy 0	 No Performance Color 0 11	 No Performance Color Less than 11 Students - Data Not Displayed for Privacy 5
Hispanic	Two or More Races	Pacific Islander	White
 Green 4.9 Maintained -0.3 307	 No Performance Color 18.8 Increased +3.4 16	 No Performance Color Less than 11 Students - Data Not Displayed for Privacy 5	 Yellow 5.7 Maintained -0.1 106

Conclusions based on this data:

1. Due to the Covid-19 pandemic, our attendance was tracked using a 4/3/2/A codes to represent whether the student was present during the synchronous teaching time or completed assigned work.
2. In March, 2021, students returned on campus for instruction in a modified hybrid schedule for the rest of the school year.

School and Student Performance Data

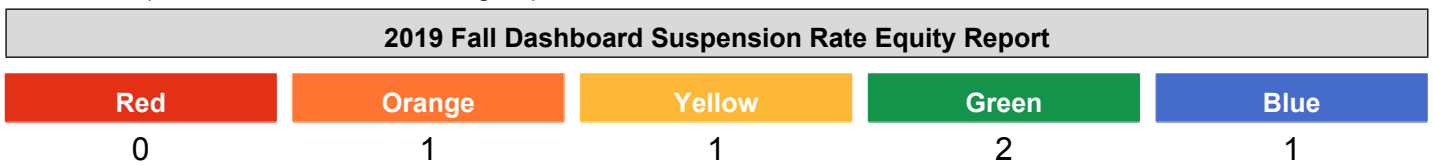
Conditions & Climate Suspension Rate

The data provided below is from the 2019 Fall California School Dashboard. Due to the COVID-19 pandemic, state law has suspended the reporting of state and local indicators on the 2020 Dashboard. However, available data that would have been included in the Dashboard are reported on the Department's web site if they were determined to be valid and reliable. Information regarding the reporting status of data is available at [COVID-19 and Data Reporting](#).

The performance levels are color-coded and range from lowest-to-highest performance in the following order:










This section provides number of student groups in each color.



This section provides information about the percentage of students in kindergarten through grade 12 who have been suspended at least once in a given school year. Students who are suspended multiple times are only counted once.

2019 Fall Dashboard Suspension Rate for All Students/Student Group		
<p>All Students</p> <p>Green</p> <p>1.7</p> <p>Declined -0.4</p> <p>472</p>	<p>English Learners</p> <p>Blue</p> <p>0</p> <p>Maintained 0</p> <p>47</p>	<p>Foster Youth</p> <p>No Performance Color</p> <p>Less than 11 Students - Data Not Reported</p> <p>4</p>
<p>Homeless</p> <p>No Performance Color</p> <p>8.7</p> <p>Increased +2.4</p> <p>23</p>	<p>Socioeconomically Disadvantaged</p> <p>Yellow</p> <p>2.5</p> <p>Maintained 0</p> <p>198</p>	<p>Students with Disabilities</p> <p>Green</p> <p>1.1</p> <p>Declined -3.2</p> <p>95</p>

2019 Fall Dashboard Suspension Rate by Race/Ethnicity

African American	American Indian	Asian	Filipino
 No Performance Color Less than 11 Students - Data 10		 No Performance Color 0 12	 No Performance Color Less than 11 Students - Data 5
Hispanic	Two or More Races	Pacific Islander	White
 Green 1.3 Declined Significantly -1 318	 No Performance Color 6.3 Increased +6.3 16	 No Performance Color Less than 11 Students - Data 5	 Orange 1.9 Increased +1 106

This section provides a view of the percentage of students who were suspended.

2019 Fall Dashboard Suspension Rate by Year

2017	2018	2019
	2.1	1.7

Conclusions based on this data:

1. Due to the Covid-19 pandemic, we do not have current data to show suspension rate for the 19/20 school year. As we received current information, we will adjust our protocols, if needed.
2. We will display behavior expectations around campus for visual reminders.

Goals, Strategies, & Proposed Expenditures

Complete a copy of the following table for each of the school's goals. Duplicate the table as needed.

Goal Subject

English Language Arts

LEA/LCAP Goal

Academic Excellence - Learning for All Students

Every student experiences educational success at the highest levels of achievement. We believe that each student has a unique ability to learn in an environment that is enriched with a challenging curriculum, where learning is modeled and expectations are both known and high. We expect all students to demonstrate continued and improved academic achievement, through Collaboration, Communication, Critical thinking, and Creativity, to be college and career ready, and to become lifelong learners.

Goal 1

By August 2022, the percentage of 3rd to 6th grade students will improve in Writing as measured by the SBAC scores.

Identified Need

Annual Measurable Outcomes

Metric/Indicator	Baseline/Actual Outcome	Expected Outcome
SBAC CA Dashboard	Overall, the percentage of students at or near standard remained the same in the area writing.	Our student achievement in writing will improve as measured by the SBAC scores.

Complete a copy of the Strategy/Activity table for each of the school's strategies/activities. Duplicate the table, including Proposed Expenditures, as needed.

Strategy/Activity 1

Students to be Served by this Strategy/Activity

(Identify either All Students or one or more specific student groups)

All students, including Hispanic group

Strategy/Activity

Teachers will meet in ITPs to analyze assessments and achievement. Teachers will also discuss best practices and good first teaching strategies to implement with students.

Proposed Expenditures for this Strategy/Activity

List the amount(s) and funding source(s) for the proposed expenditures. Specify the funding source(s) using one or more of the following: LCFF, Federal (if Federal identify the Title and Part, as applicable), Other State, and/or Local.

Amount(s)

Source(s)

None Specified
None Specified

None Specified
None Specified

Strategy/Activity 2

Students to be Served by this Strategy/Activity

(Identify either All Students or one or more specific student groups)

All Students

Strategy/Activity

Provide teachers with professional development opportunities to support understanding of the Thinking Maps and how they can be used to support all learners across the curriculum.

Proposed Expenditures for this Strategy/Activity

List the amount(s) and funding source(s) for the proposed expenditures. Specify the funding source(s) using one or more of the following: LCFF, Federal (if Federal identify the Title and Part, as applicable), Other State, and/or Local.

Amount(s)

Source(s)

00.00

Strategy/Activity 3

Students to be Served by this Strategy/Activity

(Identify either All Students or one or more specific student groups)

All Students

Strategy/Activity

Students will be taught academic vocabulary related to their district approved, grade level texts.

Proposed Expenditures for this Strategy/Activity

List the amount(s) and funding source(s) for the proposed expenditures. Specify the funding source(s) using one or more of the following: LCFF, Federal (if Federal identify the Title and Part, as applicable), Other State, and/or Local.

Amount(s)

Source(s)

00.00

Strategy/Activity 4

Students to be Served by this Strategy/Activity

(Identify either All Students or one or more specific student groups)

All Students

Strategy/Activity

All grade levels will focus on predetermined Grade Level Academic Vocabulary through weekly lessons.

Proposed Expenditures for this Strategy/Activity

List the amount(s) and funding source(s) for the proposed expenditures. Specify the funding source(s) using one or more of the following: LCFF, Federal (if Federal identify the Title and Part, as applicable), Other State, and/or Local.

Amount(s)

25.00

Source(s)

LCFF

4000-4999: Books And Supplies

Paper will be used to put together grade level journals to track academic vocabulary words.

Strategy/Activity 5

Students to be Served by this Strategy/Activity

(Identify either All Students or one or more specific student groups)

All Students

Strategy/Activity

Teachers will evaluate student work samples to monitor standards and DOK level.

Proposed Expenditures for this Strategy/Activity

List the amount(s) and funding source(s) for the proposed expenditures. Specify the funding source(s) using one or more of the following: LCFF, Federal (if Federal identify the Title and Part, as applicable), Other State, and/or Local.

Amount(s)

00.00

Source(s)

Strategy/Activity 6

Students to be Served by this Strategy/Activity

(Identify either All Students or one or more specific student groups)

All Students

Strategy/Activity

Teachers will provide Success Criteria for students to gauge their progress on assignments.

Proposed Expenditures for this Strategy/Activity

List the amount(s) and funding source(s) for the proposed expenditures. Specify the funding source(s) using one or more of the following: LCFF, Federal (if Federal identify the Title and Part, as applicable), Other State, and/or Local.

Amount(s)

Source(s)

00.00

Strategy/Activity 7

Students to be Served by this Strategy/Activity

(Identify either All Students or one or more specific student groups)

All Students

Strategy/Activity

Struggling students will attend Leveled Literacy Interventions daily in grades kindergarten through 3rd grade.

Proposed Expenditures for this Strategy/Activity

List the amount(s) and funding source(s) for the proposed expenditures. Specify the funding source(s) using one or more of the following: LCFF, Federal (if Federal identify the Title and Part, as applicable), Other State, and/or Local.

Amount(s)

Source(s)

24,442.25

Title I
1000-1999: Certificated Personnel Salaries
Salaries

8,887.06

Title I
3000-3999: Employee Benefits
Mandated statutes

Strategy/Activity 8

Students to be Served by this Strategy/Activity

(Identify either All Students or one or more specific student groups)

All students

Strategy/Activity

Students will be flexibly grouped by ability and receive intervention or enrichment during school hours.

Proposed Expenditures for this Strategy/Activity

List the amount(s) and funding source(s) for the proposed expenditures. Specify the funding source(s) using one or more of the following: LCFF, Federal (if Federal identify the Title and Part, as applicable), Other State, and/or Local.

Amount(s)

Source(s)

Annual Review

SPSA Year Reviewed: 2020-21

Respond to the following prompts relative to this goal. If the school is in the first year of implementing the goal, an analysis is not required and this section may be deleted.

ANALYSIS

Describe the overall implementation of the strategies/activities and the overall effectiveness of the strategies/activities to achieve the articulated goal.

All teachers at Olita implemented the district adopted English Language Arts curriculum with fidelity. We implemented before school interventions and during the school day leveled interventions in order to meet the needs of all students. The teachers continued to receive training with Thinking Maps and how they promoted reading comprehension and higher level thinking skills. Our most struggling readers in grades kindergarten through 3rd grade received daily intensive lessons with our Leveled Literacy Intervention.

Briefly describe any major differences between the intended implementation and/or the budgeted expenditures to implement the strategies/activities to meet the articulated goal.

The majority of our implementation plans remained the same, however as we further developed our training with Thinking Maps, our teachers continued to learn effective strategies to improve student achievement. Due to COVID-19, schools were closed mid-March and regular instruction could not be performed in person. All strategies and actions were completed up until March 13, 2020 when schools switched to distance learning.

Describe any changes that will be made to this goal, the annual outcomes, metrics, or strategies/activities to achieve this goal as a result of this analysis. Identify where those changes can be found in the SPSA.

Because State Assessments were modified in length, we will also need to look at current needs. Our students did receive online instruction and every effort was made to keep our students learning on pace through the remainder of the school year. We know there will be gaps and more review will need to take place at the start of the 21-22 school year.

Goals, Strategies, & Proposed Expenditures

Complete a copy of the following table for each of the school's goals. Duplicate the table as needed.

Goal Subject

English Language Arts

LEA/LCAP Goal

Academic Excellence - Learning for All Students

Every student experiences educational success at the highest levels of achievement. We believe that each student has a unique ability to learn in an environment that is enriched with a challenging curriculum, where learning is modeled and expectations are both known and high. We expect all students to demonstrate continued and improved academic achievement, through Collaboration, Communication, Critical thinking, and Creativity, to be college and career ready, and to become lifelong learners.

Goal 2

By August 2021, the Hispanic students' performance points in ELA will improve on the SBAC enough to move from Orange to Yellow as measured on the Dashboard.

Identified Need

Annual Measurable Outcomes

Metric/Indicator	Baseline/Actual Outcome	Expected Outcome
SBAC	As a whole, our Hispanic group did not make adequate progress on the SBAC resulting in an Orange on the Dashboard.	Our Hispanic students will improve their ELA skills enough to move from Orange to Yellow on the Dashboard.

Complete a copy of the Strategy/Activity table for each of the school's strategies/activities. Duplicate the table, including Proposed Expenditures, as needed.

Strategy/Activity 1

Students to be Served by this Strategy/Activity

(Identify either All Students or one or more specific student groups)

Hispanic students

Strategy/Activity

Teachers will provide English Language Arts instruction daily using the new ELA/Literacy adoption.

Proposed Expenditures for this Strategy/Activity

List the amount(s) and funding source(s) for the proposed expenditures. Specify the funding source(s) using one or more of the following: LCFF, Federal (if Federal identify the Title and Part, as applicable), Other State, and/or Local.

Amount(s)

Source(s)

00.00

Strategy/Activity 2

Students to be Served by this Strategy/Activity

(Identify either All Students or one or more specific student groups)

English Learners, but all students benefit from these visual strategies.

Strategy/Activity

GLAD strategies will be used in all classrooms.

Proposed Expenditures for this Strategy/Activity

List the amount(s) and funding source(s) for the proposed expenditures. Specify the funding source(s) using one or more of the following: LCFF, Federal (if Federal identify the Title and Part, as applicable), Other State, and/or Local.

Amount(s)

Source(s)

00.00

Strategy/Activity 3

Students to be Served by this Strategy/Activity

(Identify either All Students or one or more specific student groups)

English Learners.

Strategy/Activity

Reclassified EL students will be identified and monitored throughout the year.

Proposed Expenditures for this Strategy/Activity

List the amount(s) and funding source(s) for the proposed expenditures. Specify the funding source(s) using one or more of the following: LCFF, Federal (if Federal identify the Title and Part, as applicable), Other State, and/or Local.

Amount(s)

Source(s)

00.00

Strategy/Activity 4

Students to be Served by this Strategy/Activity

(Identify either All Students or one or more specific student groups)

Hispanic English Learners

Strategy/Activity

EL students who are Spanish speaking will receive additional ELD support through our bilingual aide two days per week.

Proposed Expenditures for this Strategy/Activity

List the amount(s) and funding source(s) for the proposed expenditures. Specify the funding source(s) using one or more of the following: LCFF, Federal (if Federal identify the Title and Part, as applicable), Other State, and/or Local.

Amount(s)

Source(s)

00.00

Strategy/Activity 5

Students to be Served by this Strategy/Activity

(Identify either All Students or one or more specific student groups)

All Students

Strategy/Activity

Training and collaboration time will be provided for teachers to learn how to implement intervention tools effectively using new ELA/Literacy adoption.

Proposed Expenditures for this Strategy/Activity

List the amount(s) and funding source(s) for the proposed expenditures. Specify the funding source(s) using one or more of the following: LCFF, Federal (if Federal identify the Title and Part, as applicable), Other State, and/or Local.

Amount(s)

Source(s)

00.00

Strategy/Activity 6

Students to be Served by this Strategy/Activity

(Identify either All Students or one or more specific student groups)

All Students

Strategy/Activity

The school will continue to implement DIBELS and AR as a means of monitoring student progress, along with our new iReady program purchased for the 21/22 school year.

Proposed Expenditures for this Strategy/Activity

List the amount(s) and funding source(s) for the proposed expenditures. Specify the funding source(s) using one or more of the following: LCFF, Federal (if Federal identify the Title and Part, as applicable), Other State, and/or Local.

Amount(s)

Source(s)

5670.00

LCFF

	1000-1999: Certificated Personnel Salaries Substitutes will be hired to teach the classes while the classroom teachers assess each student with DIBELS and DAZE assessments.
1420.00	Title I 3000-3999: Employee Benefits Mandated statutes

Strategy/Activity 7

Students to be Served by this Strategy/Activity

(Identify either All Students or one or more specific student groups)

Hispanic students requiring assistance and our Kindergarten through Third Grade students needing intensive intervention.

Strategy/Activity

The Tier 3 students (including Hispanic) will receive Leveled Literacy Intervention during the school day for thirty minutes/5 times per week.

Proposed Expenditures for this Strategy/Activity

List the amount(s) and funding source(s) for the proposed expenditures. Specify the funding source(s) using one or more of the following: LCFF, Federal (if Federal identify the Title and Part, as applicable), Other State, and/or Local.

Amount(s)	Source(s)
23,616.51	Title I 1000-1999: Certificated Personnel Salaries A certificated teacher will instruct Tier 3 students with intensive reading skills five times per week for 30 minutes each day.
8494.51	Title I 3000-3999: Employee Benefits Statutes

Strategy/Activity 8

Students to be Served by this Strategy/Activity

(Identify either All Students or one or more specific student groups)

English Learners and all students, including those needing reading intervention.

Strategy/Activity

Students will strengthen Reading and ELA skills by working with reading interventions from Scholastic News, Reading Plus and BrainPop programs.

Proposed Expenditures for this Strategy/Activity

List the amount(s) and funding source(s) for the proposed expenditures. Specify the funding source(s) using one or more of the following: LCFF, Federal (if Federal identify the Title and Part, as applicable), Other State, and/or Local.

Amount(s)	Source(s)
-----------	-----------

7100.31

Title I

4000-4999: Books And Supplies
Reading materials for intervention and classroom instruction. BrainPop is a computer-based program that teachers use for various subjects, including ELA. It is highly motivating and students interact with the material.

Strategy/Activity 9

Students to be Served by this Strategy/Activity

(Identify either All Students or one or more specific student groups)

All students needing ELA intervention, but targeted students will have first priority.

Strategy/Activity

Students will be offered before school intervention for reading skills.

Proposed Expenditures for this Strategy/Activity

List the amount(s) and funding source(s) for the proposed expenditures. Specify the funding source(s) using one or more of the following: LCFF, Federal (if Federal identify the Title and Part, as applicable), Other State, and/or Local.

Amount(s)

8,296.32

Source(s)

LCFF
None Specified

Annual Review

SPSA Year Reviewed: 2020-21

Respond to the following prompts relative to this goal. If the school is in the first year of implementing the goal, an analysis is not required and this section may be deleted.

ANALYSIS

Describe the overall implementation of the strategies/activities and the overall effectiveness of the strategies/activities to achieve the articulated goal.

The strategies and activities used included all intervention classes, progress monitoring in using DIBELS and using strategies effectively from GLAD training. Our English Learners will continue to be monitored throughout the year for progress.

Briefly describe any major differences between the intended implementation and/or the budgeted expenditures to implement the strategies/activities to meet the articulated goal.

There were little differences in the budgeted expenditures needed to implement the strategies and activities. Due to COVID-19, our students were on a modified schedule while on a hybrid model. Our DIBELS monitoring could not take place and therefore, the budgeted money for substitute teachers was not spent. The budget will also reflect the money that would have been spent on before school intervention classes.

Describe any changes that will be made to this goal, the annual outcomes, metrics, or strategies/activities to achieve this goal as a result of this analysis. Identify where those changes can be found in the SPSA.

Due to COVID-19, the SBAC testing was performed using a modified protocol. In the fall of 2021, we will need to assess our students to see where extra support will be needed.

Goals, Strategies, & Proposed Expenditures

Complete a copy of the following table for each of the school's goals. Duplicate the table as needed.

Goal Subject

Math

LEA/LCAP Goal

Academic Excellence - Learning for All Students
 Every student experiences educational success at the highest levels of achievement. We believe that each student has a unique ability to learn in an environment that is enriched with a challenging curriculum, where learning is modeled and expectations are both known and high. We expect all students to demonstrate continued and improved academic achievement, through Collaboration, Communication, Critical thinking, and Creativity, to be college and career ready, and to become lifelong learners.

Goal 3

By August 2022, the English Learners and Socioeconomically Disadvantaged students' performance points in Math will improve on the SBAC enough to move from Orange to Yellow as measured on the Dashboard.

Identified Need

Annual Measurable Outcomes

Metric/Indicator	Baseline/Actual Outcome	Expected Outcome
SBAC	As a whole, our English Learners and Socioeconomically Disadvantaged groups did not make adequate progress on the SBAC resulting in Orange on the Dashboard.	The expected outcome for our English Learners and Socioeconomically Disadvantaged students in the area of Math will be that they improve their skills to move from Orange to Yellow on the Dashboard.

Complete a copy of the Strategy/Activity table for each of the school's strategies/activities. Duplicate the table, including Proposed Expenditures, as needed.

Strategy/Activity 1

Students to be Served by this Strategy/Activity

(Identify either All Students or one or more specific student groups)

Socioeconomically Disadvantaged Students and all students needing extra interventions.

Strategy/Activity

Before school Intervention will be provided for all students needing learning strategies to improve Math skills.

Proposed Expenditures for this Strategy/Activity

List the amount(s) and funding source(s) for the proposed expenditures. Specify the funding source(s) using one or more of the following: LCFF, Federal (if Federal identify the Title and Part, as applicable), Other State, and/or Local.

Amount(s)	Source(s)
	None Specified None Specified
	None Specified None Specified

Annual Review

SPSA Year Reviewed: 2020-21

Respond to the following prompts relative to this goal. If the school is in the first year of implementing the goal, an analysis is not required and this section may be deleted.

ANALYSIS

Describe the overall implementation of the strategies/activities and the overall effectiveness of the strategies/activities to achieve the articulated goal.

All of our English learners and Socioeconomically Disadvantaged students that needed support with math skills were identified. Extra support was given during the school day via Zoom or in person by the classroom teachers.

Briefly describe any major differences between the intended implementation and/or the budgeted expenditures to implement the strategies/activities to meet the articulated goal.

Our budget did not change as all intervention was completed during the school day. Due to COVID-19, our extra support was offered through Zoom meetings or while they were on campus during the spring in a hybrid format provided by teachers. Students were all offered times where they could meet with the teacher online and get more focused instruction with math skills.

Describe any changes that will be made to this goal, the annual outcomes, metrics, or strategies/activities to achieve this goal as a result of this analysis. Identify where those changes can be found in the SPSA.

We will continue to focus on the identified students in the fall of 2021 to provide support to improve math skills. Because the SBAC was modified this year, we will need to assess every student to find the areas that will need intensive support to help all students achieve.

Goals, Strategies, & Proposed Expenditures

Complete a copy of the following table for each of the school's goals. Duplicate the table as needed.

Goal Subject

Chronic Absenteeism

LEA/LCAP Goal

All campuses provide an aesthetic, orderly environment that is organized to ensure learning. We believe in a collaborative spirit of place where all feel safe, welcomed, valued, and respected. We foster a culture that promotes the emotional health, safety, well-being and involvement of students, staff, family and community.

Goal 4

Our Hispanic and Socioeconomically Disadvantaged students will improve their school attendance percentage in order to move from Orange to Yellow as measured on the Dashboard.

Identified Need

These two student groups are both below the percentages in comparison to "All Students", so additional supports need to be identified.

Annual Measurable Outcomes

Metric/Indicator	Baseline/Actual Outcome	Expected Outcome
CAASPP Dashboard	Our Hispanic and Socioeconomically Disadvantaged students rated in the Orange on the Dashboard for Chronic Absenteeism.	Our Hispanic and Socioeconomically Disadvantaged students will improve their attendance and move from Orange to Yellow on the Dashboard.

Complete a copy of the Strategy/Activity table for each of the school's strategies/activities. Duplicate the table, including Proposed Expenditures, as needed.

Strategy/Activity 1

Students to be Served by this Strategy/Activity

(Identify either All Students or one or more specific student groups)

All students

Strategy/Activity

Attendance letters will be sent to parents of students when school is missed 3, 5, 9, 12, and 15 days. During distance learning, our attendance procedures have been modified to reflect attendance and engagement. Teachers will monitor when students are attending the class times and are also monitoring student assignments. Attendance will be based on a 4, 3, 2, or A (4 meaning student was present and completed all assignments, 3 is for students that do not attend class but still complete the work, 2 is for students that attend class, but do not complete the work, and an A for students that neither attend or turn in assignments)

Proposed Expenditures for this Strategy/Activity

List the amount(s) and funding source(s) for the proposed expenditures. Specify the funding source(s) using one or more of the following: LCFF, Federal (if Federal identify the Title and Part, as applicable), Other State, and/or Local.

Amount(s) Source(s)

Strategy/Activity 2

Students to be Served by this Strategy/Activity

(Identify either All Students or one or more specific student groups)

All Students

Strategy/Activity

Chronic absenteeism letters will be sent to parents of all students who have missed at least 10% of the enrolled year.

Proposed Expenditures for this Strategy/Activity

List the amount(s) and funding source(s) for the proposed expenditures. Specify the funding source(s) using one or more of the following: LCFF, Federal (if Federal identify the Title and Part, as applicable), Other State, and/or Local.

Amount(s) Source(s)

Strategy/Activity 3

Students to be Served by this Strategy/Activity

(Identify either All Students or one or more specific student groups)

All students

Strategy/Activity

Student Attendance Review Team meetings will occur for families with Chronic Absenteeism.

Proposed Expenditures for this Strategy/Activity

List the amount(s) and funding source(s) for the proposed expenditures. Specify the funding source(s) using one or more of the following: LCFF, Federal (if Federal identify the Title and Part, as applicable), Other State, and/or Local.

Amount(s) Source(s)

Annual Review

SPSA Year Reviewed: 2020-21

Respond to the following prompts relative to this goal. If the school is in the first year of implementing the goal, an analysis is not required and this section may be deleted.

ANALYSIS

Describe the overall implementation of the strategies/activities and the overall effectiveness of the strategies/activities to achieve the articulated goal.

Our attendance percentage did go down at the start of 2020, as we saw many students with fevers and illness. Because of COVID-19, we have become more aware of how important frequent hand washing and hygiene can in helping to deter the spread of germs.

Briefly describe any major differences between the intended implementation and/or the budgeted expenditures to implement the strategies/activities to meet the articulated goal.

All of the strategies were implemented through May 2021. There was no change to the budget expenditures as all activities did not cost anything to implement.

Describe any changes that will be made to this goal, the annual outcomes, metrics, or strategies/activities to achieve this goal as a result of this analysis. Identify where those changes can be found in the SPSA.

We will continue to implement the activities and monitor attendance through monthly percentages. Students will be coming back to school on a regular school schedule. We will continue to follow attendance protocols and monitor for chronic absenteeism.

Goals, Strategies, & Proposed Expenditures

Complete a copy of the following table for each of the school's goals. Duplicate the table as needed.

Goal Subject

Suspension Rate

LEA/LCAP Goal

All campuses provide an aesthetic, orderly environment that is organized to ensure learning. We believe in a collaborative spirit of place where all feel safe, welcomed, valued, and respected. We foster a culture that promotes the emotional health, safety, well-being and involvement of students, staff, family and community.

Goal 5

Our Suspension Rate for Hispanic, Socioeconomically Disadvantaged Students and Students with Disabilities will decline in order to move from Orange to Yellow as measured by the CAASPP Dashboard.

Identified Need

Annual Measurable Outcomes

Metric/Indicator	Baseline/Actual Outcome	Expected Outcome
CAASPP Dashboard	Our Hispanic, Socioeconomically Disadvantaged Students and Students with Disabilities have Suspension Rates that have increased by an average of 2.2% as measured by the CAASPP Dashboard.	Our Suspension Rate for Hispanic, Socioeconomically Disadvantaged Students and Students with Disabilities will decline in order to move from Orange to Yellow as measured by the CAASPP Dashboard.

Complete a copy of the Strategy/Activity table for each of the school's strategies/activities. Duplicate the table, including Proposed Expenditures, as needed.

Strategy/Activity 1

Students to be Served by this Strategy/Activity

(Identify either All Students or one or more specific student groups)

All students

Strategy/Activity

A school-wide discipline plan will be shared with all teachers, noon duty aides, parents and students.

Proposed Expenditures for this Strategy/Activity

List the amount(s) and funding source(s) for the proposed expenditures. Specify the funding source(s) using one or more of the following: LCFF, Federal (if Federal identify the Title and Part, as applicable), Other State, and/or Local.

Amount(s) Source(s)

Strategy/Activity 2

Students to be Served by this Strategy/Activity

(Identify either All Students or one or more specific student groups)

All students

Strategy/Activity

All students will be taught behavioral expectations in and out of the classroom. Students will be given examples of appropriate behavior and consequences for behavior that is not desirable.

Proposed Expenditures for this Strategy/Activity

List the amount(s) and funding source(s) for the proposed expenditures. Specify the funding source(s) using one or more of the following: LCFF, Federal (if Federal identify the Title and Part, as applicable), Other State, and/or Local.

Amount(s) Source(s)

Strategy/Activity 3

Students to be Served by this Strategy/Activity

(Identify either All Students or one or more specific student groups)

All students

Strategy/Activity

Teachers will continue to teach the monthly Character Education themes (Digital Citizenship, Respect, Making Good Choices, Gratitude, Kindness, Goal Setting, Honesty, Self-Control, Responsibility, and Friendship. Students complete activities tied to the monthly theme.

Proposed Expenditures for this Strategy/Activity

List the amount(s) and funding source(s) for the proposed expenditures. Specify the funding source(s) using one or more of the following: LCFF, Federal (if Federal identify the Title and Part, as applicable), Other State, and/or Local.

Amount(s) Source(s)

Strategy/Activity 4

Students to be Served by this Strategy/Activity

(Identify either All Students or one or more specific student groups)

Strategy/Activity

Proposed Expenditures for this Strategy/Activity

List the amount(s) and funding source(s) for the proposed expenditures. Specify the funding source(s) using one or more of the following: LCFF, Federal (if Federal identify the Title and Part, as applicable), Other State, and/or Local.

2,000.00

Site Formula Funds

Annual Review

SPSA Year Reviewed: 2020-21

Respond to the following prompts relative to this goal. If the school is in the first year of implementing the goal, an analysis is not required and this section may be deleted.

ANALYSIS

Describe the overall implementation of the strategies/activities and the overall effectiveness of the strategies/activities to achieve the articulated goal.

Our strategies and activities focused on everything from student recognition and rewards for good behavior to explicit rules to follow throughout the day. We worked every day to set behavior expectations and support all students to make good choices.

Briefly describe any major differences between the intended implementation and/or the budgeted expenditures to implement the strategies/activities to meet the articulated goal.

The banners that promote safety and student responsibility will be ordered and will be posted at the Olita campus when received.

Describe any changes that will be made to this goal, the annual outcomes, metrics, or strategies/activities to achieve this goal as a result of this analysis. Identify where those changes can be found in the SPSA.

We will review our suspension rate and determine if any changes need to be made to our strategies.

Budget Summary

Complete the table below. Schools may include additional information. Adjust the table as needed. The Budget Summary is required for schools funded through the ConApp, and/or that receive funds from the LEA for Comprehensive Support and Improvement (CSI).

Budget Summary

Description	Amount
Total Funds Provided to the School Through the Consolidated Application	\$39,179
Total Federal Funds Provided to the School from the LEA for CSI	\$
Total Funds Budgeted for Strategies to Meet the Goals in the SPSA	\$89,951.96

Other Federal, State, and Local Funds

List the additional Federal programs that the school is including in the schoolwide program. Adjust the table as needed. If the school is not operating a Title I schoolwide program this section is not applicable and may be deleted.

Federal Programs	Allocation (\$)
Title I	\$73,960.64

Subtotal of additional federal funds included for this school: **\$73,960.64**

List the State and local programs that the school is including in the schoolwide program. Duplicate the table as needed.

State or Local Programs	Allocation (\$)
	\$0.00
LCFF	\$13,991.32
Site Formula Funds	\$2,000.00

Subtotal of state or local funds included for this school: **\$15,991.32**

Total of federal, state, and/or local funds for this school: **\$89,951.96**

Budgeted Funds and Expenditures in this Plan

The tables below are provided to help the school track expenditures as they relate to funds budgeted to the school.

Funds Budgeted to the School by Funding Source

Funding Source	Amount	Balance
----------------	--------	---------

Expenditures by Funding Source

Funding Source	Amount
	0.00
LCFF	13,991.32
Site Formula Funds	2,000.00
Title I	73,960.64

Expenditures by Budget Reference

Budget Reference	Amount
1000-1999: Certificated Personnel Salaries	53,728.76
3000-3999: Employee Benefits	18,801.57
4000-4999: Books And Supplies	7,125.31
None Specified	8,296.32

Expenditures by Budget Reference and Funding Source

Budget Reference	Funding Source	Amount
		0.00
1000-1999: Certificated Personnel Salaries	LCFF	5,670.00
4000-4999: Books And Supplies	LCFF	25.00
None Specified	LCFF	8,296.32
	Site Formula Funds	2,000.00
1000-1999: Certificated Personnel Salaries	Title I	48,058.76

3000-3999: Employee Benefits

Title I

18,801.57

4000-4999: Books And Supplies

Title I

7,100.31

Expenditures by Goal

Goal Number

Total Expenditures

Goal 1

33,354.31

Goal 2

54,597.65

Goal 5

2,000.00

School Site Council Membership

California Education Code describes the required composition of the School Site Council (SSC). The SSC shall be composed of the principal and representatives of: teachers selected by teachers at the school; other school personnel selected by other school personnel at the school; parents of pupils attending the school selected by such parents; and, in secondary schools, pupils selected by pupils attending the school. The current make-up of the SSC is as follows:

- 1 School Principal
- 3 Classroom Teachers
- 1 Other School Staff
- 5 Parent or Community Members

Name of Members	Role
Katie Allsman	Classroom Teacher
Jenny Amaya	Parent or Community Member
A. D. Ahmed El Sayed	Parent or Community Member
Esther Evangelista	Parent or Community Member
Kerri Peloquin	Classroom Teacher
Naomi Rex	Parent or Community Member
Fransisco Rolon	Parent or Community Member
Aly Saieva	Classroom Teacher
Susan Scott	Other School Staff
Krista Van Hoogmoed	Principal

At elementary schools, the school site council must be constituted to ensure parity between (a) the principal, classroom teachers, and other school personnel, and (b) parents of students attending the school or other community members. Classroom teachers must comprise a majority of persons represented under section (a). At secondary schools there must be, in addition, equal numbers of parents or other community members selected by parents, and students. Members must be selected by their peer group.

Recommendations and Assurances

The School Site Council (SSC) recommends this school plan and proposed expenditures to the district governing board for approval and assures the board of the following:

The SSC is correctly constituted and was formed in accordance with district governing board policy and state law.

The SSC reviewed its responsibilities under state law and district governing board policies, including those board policies relating to material changes in the School Plan for Student Achievement (SPSA) requiring board approval.

The SSC sought and considered all recommendations from the following groups or committees before adopting this plan:

Signature

Committee or Advisory Group Name

The SSC reviewed the content requirements for school plans of programs included in this SPSA and believes all such content requirements have been met, including those found in district governing board policies and in the local educational agency plan.

This SPSA is based on a thorough analysis of student academic performance. The actions proposed herein form a sound, comprehensive, coordinated plan to reach stated school goals to improve student academic performance.

This SPSA was adopted by the SSC at a public meeting on May 24, 2021.

Attested:

Principal, Krista Van Hoogmoed on 05/24/2021

SSC Chairperson, Kerri Peloquin on 05/27/21

Instructions

The School Plan for Student Achievement (SPSA) is a strategic plan that maximizes the resources available to the school while minimizing duplication of effort with the ultimate goal of increasing student achievement. SPSA development should be aligned with and inform the Local Control and Accountability Plan process.

The SPSA consolidates all school-level planning efforts into one plan for programs funded through the consolidated application (ConApp), and for federal school improvement programs, including schoolwide programs, Comprehensive Support and Improvement (CSI), Targeted Support and Improvement (TSI), and Additional Targeted Support and Improvement (ATSI), pursuant to California Education Code (EC) Section 64001 and the Elementary and Secondary Education Act as amended by the Every Student Succeeds Act (ESSA). This template is designed to meet schoolwide program planning requirements. It also notes how to meet CSI, TSI, or ATSI requirements, as applicable.

California's ESSA State Plan supports the state's approach to improving student group performance through the utilization of federal resources. Schools use the SPSA to document their approach to maximizing the impact of federal investments in support of underserved students. The implementation of ESSA in California presents an opportunity for schools to innovate with their federally-funded programs and align them with the priority goals of the school and the LEA that are being realized under the state's Local Control Funding Formula (LCFF).

The LCFF provides schools and LEAs flexibility to design programs and provide services that meet the needs of students in order to achieve readiness for college, career, and lifelong learning. The SPSA planning process supports continuous cycles of action, reflection, and improvement. Consistent with EC 65001, the Schoolsite Council (SSC) is required to develop and annually review the SPSA, establish an annual budget, and make modifications to the plan that reflect changing needs and priorities, as applicable.

For questions related to specific sections of the template, please see instructions below:

Instructions: Linked Table of Contents

The SPSA template meets the requirements of schoolwide planning (SWP). Each section also contains a notation of how to meet CSI, TSI, or ATSI requirements.

[Stakeholder Involvement](#)

[Goals, Strategies, & Proposed Expenditures](#)

[Planned Strategies/Activities](#)

[Annual Review and Update](#)

[Budget Summary](#)

[Appendix A: Plan Requirements for Title I Schoolwide Programs](#)

[Appendix B: Plan Requirements for Schools to Meet Federal School Improvement Planning Requirements](#)

[Appendix C: Select State and Federal Programs](#)

For additional questions or technical assistance related to LEA and school planning, please contact the Local Agency Systems Support Office, at LCFF@cde.ca.gov.

For programmatic or policy questions regarding Title I schoolwide planning, please contact the local educational agency, or the CDE's Title I Policy and Program Guidance Office at TITLEI@cde.ca.gov.

For questions or technical assistance related to meeting federal school improvement planning requirements (for CSI, TSI, and ATSI), please contact the CDE's School Improvement and Support Office at SISO@cde.ca.gov.

Purpose and Description

Schools identified for Comprehensive Support and Improvement (CSI), Targeted Support and Improvement (TSI), or Additional Targeted Support and Improvement (ATSI) must respond to the following prompts. A school that has not been identified for CSI, TSI, or ATSI may delete the Purpose and Description prompts.

Purpose

Briefly describe the purpose of this plan by selecting from Schoolwide Program, Comprehensive Support and Improvement, Targeted Support and Improvement, or Additional Targeted Support and Improvement)

Description

Briefly describe the school's plan for effectively meeting ESSA requirements in alignment with the Local Control and Accountability Plan and other federal, state, and local programs.

Stakeholder Involvement

Meaningful involvement of parents, students, and other stakeholders is critical to the development of the SPSA and the budget process. Schools must share the SPSA with school site-level advisory groups, as applicable (e.g., English Learner Advisory committee, student advisory groups, tribes and tribal organizations present in the community, as appropriate, etc.) and seek input from these advisory groups in the development of the SPSA.

The Stakeholder Engagement process is an ongoing, annual process. Describe the process used to involve advisory committees, parents, students, school faculty and staff, and the community in the development of the SPSA and the annual review and update.

[This section meets the requirements for TSI and ATSI.]

[When completing this section for CSI, the LEA shall partner with the school in the development and implementation of this plan.]

Resource Inequities

Schools eligible for CSI or ATSI must identify resource inequities, which may include a review of LEA- and school-level budgeting as a part of the required needs assessment. Identified resource inequities must be addressed through implementation of the CSI or ATSI plan. Briefly identify and describe any resource inequities identified as a result of the required needs assessment and summarize how the identified resource inequities are addressed in the SPSA.

[This section meets the requirements for CSI and ATSI. If the school is not identified for CSI or ATSI this section is not applicable and may be deleted.]

Goals, Strategies, Expenditures, & Annual Review

In this section a school provides a description of the annual goals to be achieved by the school. This section also includes descriptions of the specific planned strategies/activities a school will take to meet the identified goals, and a description of the expenditures required to implement the specific strategies and activities.

Goal

State the goal. A goal is a broad statement that describes the desired result to which all strategies/activities are directed. A goal answers the question: What is the school seeking to achieve?

It can be helpful to use a framework for writing goals such as the S.M.A.R.T. approach. A S.M.A.R.T. goal is one that is **S**pecific, **M**easurable, **A**chievable, **R**ealistic, and **T**ime-bound. A level of specificity is needed in order to measure performance relative to the goal as well as to assess whether it is reasonably achievable. Including time constraints, such as milestone dates, ensures a realistic approach that supports student success.

A school may number the goals using the “Goal #” for ease of reference.

[When completing this section for CSI, TSI, and ATSI, improvement goals shall align to the goals, actions, and services in the LEA LCAP.]

Identified Need

Describe the basis for establishing the goal. The goal should be based upon an analysis of verifiable state data, including local and state indicator data from the California School Dashboard (Dashboard) and data from the School Accountability Report Card, including local data voluntarily collected by districts to measure pupil achievement.

[Completing this section fully addresses all relevant federal planning requirements]

Annual Measurable Outcomes

Identify the metric(s) and/or state indicator(s) that the school will use as a means of evaluating progress toward accomplishing the goal. A school may identify metrics for specific student groups. Include in the baseline column the most recent data associated with the metric or indicator available at the time of adoption of the SPSA. The most recent data associated with a metric or indicator includes data reported in the annual update of the SPSA. In the subsequent Expected Outcome column, identify the progress the school intends to make in the coming year.

[When completing this section for CSI the school must include school-level metrics related to the metrics that led to the school’s identification.]

[When completing this section for TSI/ATSI the school must include metrics related to the specific student group(s) that led to the school’s identification.]

Strategies/Activities

Describe the strategies and activities being provided to meet the described goal. A school may number the strategy/activity using the “Strategy/Activity #” for ease of reference.

Planned strategies/activities address the findings of the needs assessment consistent with state priorities and resource inequities, which may have been identified through a review of the local educational agency’s budgeting, its local control and accountability plan, and school-level budgeting, if applicable.

[When completing this section for CSI, TSI, and ATSI, this plan shall include evidence-based interventions and align to the goals, actions, and services in the LEA LCAP.]

[When completing this section for CSI and ATSI, this plan shall address through implementation, identified resource inequities, which may have been identified through a review of LEA- and school-level budgeting.]

Students to be Served by this Strategy/Activity

Indicate in this box which students will benefit from the strategies/activities by indicating “All Students” or listing one or more specific student group(s) to be served.

[This section meets the requirements for CSI.]

[When completing this section for TSI and ATSI, at a minimum, the student groups to be served shall include the student groups that are consistently underperforming, for which the school received the TSI or ATSI designation. For TSI, a school may focus on all students or the student group(s) that led to identification based on the evidence-based interventions selected.]

Proposed Expenditures for this Strategy/Activity

For each strategy/activity, list the amount(s) and funding source(s) for the proposed expenditures for the school year to implement these strategies/activities. Specify the funding source(s) using one or more of the following: LCFF, Federal (if Federal, identify the Title and Part, as applicable), Other State, and/or Local.

Proposed expenditures that are included more than once in a SPSA should be indicated as a duplicated expenditure and include a reference to the goal and strategy/activity where the expenditure first appears in the SPSA. Pursuant to Education Code, Section 64001(g)(3)(C), proposed expenditures, based on the projected resource allocation from the governing board or governing body of the LEA, to address the findings of the needs assessment consistent with the state priorities including identifying resource inequities which may include a review of the LEA’s budgeting, its LCAP, and school-level budgeting, if applicable.

[This section meets the requirements for CSI, TSI, and ATSI.]

[NOTE: Federal funds for CSI shall not be used in schools identified for TSI or ATSI. In addition, funds for CSI shall not be used to hire additional permanent staff.]

Annual Review

In the following Analysis prompts, identify any material differences between what was planned and what actually occurred as well as significant changes in strategies/activities and/ or expenditures from the prior year. This annual review and analysis should be the basis for decision-making and updates to the plan.

Analysis

Using actual outcome data, including state indicator data from the Dashboard, analyze whether the planned strategies/activities were effective in achieving the goal. Respond to the prompts as instructed. Respond to the following prompts relative to this goal. If the school is in the first year of implementing the goal the Annual Review section is not required and this section may be deleted.

- Describe the overall implementation of the strategies/activities and the overall effectiveness of the strategies/activities to achieve the articulated goal.
- Briefly describe any major differences between either/or the intended implementation or the budgeted expenditures to implement the strategies/activities to meet the articulated goal.
- Describe any changes that will be made to the goal, expected annual measurable outcomes, metrics/indicators, or strategies/activities to achieve this goal as a result of this analysis and analysis of the data provided in the Dashboard, as applicable. Identify where those changes can be found in the SPSA.

[When completing this section for CSI, TSI, or ATSI, any changes made to the goals, annual measurable outcomes, metrics/indicators, or strategies/activities, shall meet the CSI, TSI, or ATSI planning requirements. CSI, TSI, and ATSI planning requirements are listed under each section of the Instructions. For example, as a result of the Annual Review and Update, if changes are made to a goal(s), see the Goal section for CSI, TSI, and ATSI planning requirements.]

Budget Summary

In this section a school provides a brief summary of the funding allocated to the school through the ConApp and/or other funding sources as well as the total amount of funds for proposed expenditures described in the SPSA. The Budget Summary is required for schools funded through the ConApp and that receive federal funds for CSI. If the school is not operating a Title I schoolwide program this section is not applicable and may be deleted.

From its total allocation for CSI, the LEA may distribute funds across its schools that meet the criteria for CSI to support implementation of this plan. In addition, the LEA may retain a portion of its total allocation to support LEA-level expenditures that are directly related to serving schools eligible for CSI.

Budget Summary

A school receiving funds allocated through the ConApp should complete the Budget Summary as follows:

- Total Funds Provided to the School Through the Consolidated Application: This amount is the total amount of funding provided to the school through the ConApp for the school year. The school year means the fiscal year for which a SPSA is adopted or updated.
- Total Funds Budgeted for Strategies to Meet the Goals in the SPSA: This amount is the total of the proposed expenditures from all sources of funds associated with the strategies/activities reflected in the SPSA. To the extent strategies/activities and/or proposed expenditures are listed in the SPSA under more than one goal, the expenditures should be counted only once.

A school receiving federal funds for CSI should complete the Budget Summary as follows:

- Total Federal Funds Provided to the School from the LEA for CSI: This amount is the total amount of funding provided to the school from the LEA.

[NOTE: Federal funds for CSI shall not be used in schools eligible for TSI or ATSI. In addition, funds for CSI shall not be used to hire additional permanent staff.]

Appendix A: Plan Requirements

Schoolwide Program Requirements

This School Plan for Student Achievement (SPSA) template meets the requirements of a schoolwide program plan. The requirements below are for planning reference.

A school that operates a schoolwide program and receives funds allocated through the ConApp is required to develop a SPSA. The SPSA, including proposed expenditures of funds allocated to the school through the ConApp, must be reviewed annually and updated by the SSC. The content of a SPSA must be aligned with school goals for improving student achievement.

Requirements for Development of the Plan

- I. The development of the SPSA shall include both of the following actions:
 - A. Administration of a comprehensive needs assessment that forms the basis of the school's goals contained in the SPSA.
 1. The comprehensive needs assessment of the entire school shall:
 - a. Include an analysis of verifiable state data, consistent with all state priorities as noted in Sections 52060 and 52066, and informed by all indicators described in Section 1111(c)(4)(B) of the federal Every Student Succeeds Act, including pupil performance against state-determined long-term goals. The school may include data voluntarily developed by districts to measure pupil outcomes (described in the Identified Need); and
 - b. Be based on academic achievement information about all students in the school, including all groups under §200.13(b)(7) and migratory children as defined in section 1309(2) of the ESEA, relative to the State's academic standards under §200.1 to—
 - i. Help the school understand the subjects and skills for which teaching and learning need to be improved; and
 - ii. Identify the specific academic needs of students and groups of students who are not yet achieving the State's academic standards; and
 - iii. Assess the needs of the school relative to each of the components of the schoolwide program under §200.28.
 - iv. Develop the comprehensive needs assessment with the participation of individuals who will carry out the schoolwide program plan.
 - v. Document how it conducted the needs assessment, the results it obtained, and the conclusions it drew from those results.
 - B. Identification of the process for evaluating and monitoring the implementation of the SPSA and progress towards accomplishing the goals set forth in the SPSA (described in the Expected Annual Measurable Outcomes and Annual Review and Update).

Requirements for the Plan

- II. The SPSA shall include the following:
 - A. Goals set to improve pupil outcomes, including addressing the needs of student groups as identified through the needs assessment.

- B. Evidence-based strategies, actions, or services (described in Strategies and Activities)
1. A description of the strategies that the school will be implementing to address school needs, including a description of how such strategies will--
 - a. provide opportunities for all children including each of the subgroups of students to meet the challenging state academic standards
 - b. use methods and instructional strategies that:
 - i. strengthen the academic program in the school,
 - ii. increase the amount and quality of learning time, and
 - iii. provide an enriched and accelerated curriculum, which may include programs, activities, and courses necessary to provide a well-rounded education.
 - c. Address the needs of all children in the school, but particularly the needs of those at risk of not meeting the challenging State academic standards, so that all students demonstrate at least proficiency on the State's academic standards through activities which may include:
 - i. strategies to improve students' skills outside the academic subject areas;
 - ii. preparation for and awareness of opportunities for postsecondary education and the workforce;
 - iii. implementation of a schoolwide tiered model to prevent and address problem behavior;
 - iv. professional development and other activities for teachers, paraprofessionals, and other school personnel to improve instruction and use of data; and
 - v. strategies for assisting preschool children in the transition from early childhood education programs to local elementary school programs.
- C. Proposed expenditures, based on the projected resource allocation from the governing board or body of the local educational agency (may include funds allocated via the ConApp, federal funds for CSI, any other state or local funds allocated to the school), to address the findings of the needs assessment consistent with the state priorities, including identifying resource inequities, which may include a review of the LEAs budgeting, it's LCAP, and school-level budgeting, if applicable (described in Proposed Expenditures and Budget Summary). Employees of the schoolwide program may be deemed funded by a single cost objective.
- D. A description of how the school will determine if school needs have been met (described in the Expected Annual Measurable Outcomes and the Annual Review and Update).
1. Annually evaluate the implementation of, and results achieved by, the schoolwide program, using data from the State's annual assessments and other indicators of academic achievement;
 2. Determine whether the schoolwide program has been effective in increasing the achievement of students in meeting the State's academic standards, particularly for those students who had been furthest from achieving the standards; and
 3. Revise the plan, as necessary, based on the results of the evaluation, to ensure continuous improvement of students in the schoolwide program.

- E. A description of how the school will ensure parental involvement in the planning, review, and improvement of the schoolwide program plan (described in Stakeholder Involvement and/or Strategies/Activities).
- F. A description of the activities the school will include to ensure that students who experience difficulty attaining proficient or advanced levels of academic achievement standards will be provided with effective, timely additional support, including measures to
 - 1. Ensure that those students' difficulties are identified on a timely basis; and
 - 2. Provide sufficient information on which to base effective assistance to those students.
- G. For an elementary school, a description of how the school will assist preschool students in the successful transition from early childhood programs to the school.
- H. A description of how the school will use resources to carry out these components (described in the Proposed Expenditures for Strategies/Activities).
- I. A description of any other activities and objectives as established by the SSC (described in the Strategies/Activities).

Authority Cited: S Title 34 of the Code of Federal Regulations (34 CFR), sections 200.25-26, and 200.29, and sections-1114(b)(7)(A)(i)-(iii) and 1118(b) of the ESEA. EC sections 6400 et. seq.

Appendix B:

Plan Requirements for School to Meet Federal School Improvement Planning Requirements

For questions or technical assistance related to meeting Federal School Improvement Planning Requirements, please contact the CDE's School Improvement and Support Office at SISO@cde.ca.gov.

Comprehensive Support and Improvement

The LEA shall partner with stakeholders (including principals and other school leaders, teachers, and parents) to locally develop and implement the CSI plan for the school to improve student outcomes, and specifically address the metrics that led to eligibility for CSI (Stakeholder Involvement).

The CSI plan shall:

1. Be informed by all state indicators, including student performance against state-determined long-term goals (Goal, Identified Need, Expected Annual Measurable Outcomes, Annual Review and Update, as applicable);
2. Include evidence-based interventions (Strategies/Activities, Annual Review and Update, as applicable) (For resources related to evidence-based interventions, see the U.S. Department of Education's "Using Evidence to Strengthen Education Investments" at <https://www2.ed.gov/policy/elsec/leg/essa/guidanceuseseseinvestment.pdf>);
3. Be based on a school-level needs assessment (Goal, Identified Need, Expected Annual Measurable Outcomes, Annual Review and Update, as applicable); and
4. Identify resource inequities, which may include a review of LEA- and school-level budgeting, to be addressed through implementation of the CSI plan (Goal, Identified Need, Expected Annual Measurable Outcomes, Planned Strategies/Activities; and Annual Review and Update, as applicable).

Authority Cited: Sections 1003(e)(1)(A), 1003(i), 1111(c)(4)(B), and 1111(d)(1) of the ESSA.

Targeted Support and Improvement

In partnership with stakeholders (including principals and other school leaders, teachers, and parents) the school shall develop and implement a school-level TSI plan to improve student outcomes for each subgroup of students that was the subject of identification (Stakeholder Involvement).

The TSI plan shall:

1. Be informed by all state indicators, including student performance against state-determined long-term goals (Goal, Identified Need, Expected Annual Measurable Outcomes, Annual Review and Update, as applicable); and
2. Include evidence-based interventions (Planned Strategies/Activities, Annual Review and Update, as applicable). (For resources related to evidence-based interventions, see the U.S. Department of Education's "Using Evidence to Strengthen Education Investments" <https://www2.ed.gov/policy/elsec/leg/essa/guidanceuseseseinvestment.pdf>.)

Authority Cited: Sections 1003(e)(1)(B), 1003(i), 1111(c)(4)(B) and 1111(d)(2) of the ESSA.

Additional Targeted Support and Improvement

A school identified for ATSI shall:

1. Identify resource inequities, which may include a review of LEA- and school-level budgeting, which will be addressed through implementation of its TSI plan (Goal, Identified Need, Expected Annual Measurable Outcomes, Planned Strategies/Activities, and Annual Review and Update, as applicable).

Authority Cited: Sections 1003(e)(1)(B), 1003(i), 1111(c)(4)(B), and 1111(d)(2)(c) of the ESSA.

Single School Districts and Charter Schools Identified for School Improvement

Single school districts (SSDs) or charter schools that are identified for CSI, TSI, or ATSI, shall develop a SPSA that addresses the applicable requirements above as a condition of receiving funds (EC Section 64001[a] as amended by Assembly Bill [AB] 716, effective January 1, 2019).

However, a SSD or a charter school may streamline the process by combining state and federal requirements into one document which may include the local control and accountability plan (LCAP) and all federal planning requirements, provided that the combined plan is able to demonstrate that the legal requirements for each of the plans is met (EC Section 52062[a] as amended by AB 716, effective January 1, 2019).

Planning requirements for single school districts and charter schools choosing to exercise this option are available in the LCAP Instructions.

Authority Cited: EC sections 52062(a) and 64001(a), both as amended by AB 716, effective January 1, 2019.

Appendix C: Select State and Federal Programs

For a list of active programs, please see the following links:

Programs included on the Consolidated Application: <https://www.cde.ca.gov/fg/aa/co/>

ESSA Title I, Part A: School Improvement: <https://www.cde.ca.gov/sp/sw/t1/schoolsupport.asp>

Available Funding: <https://www.cde.ca.gov/fg/fo/af/>

Developed by the California Department of Education, January 2019