

LOWELL JOINT SCHOOL DISTRICT  
11019 Valley Home Avenue, Whittier, CA 90603

MINUTES OF THE REGULAR BOARD MEETING OF THE BOARD OF TRUSTEES  
December 14, 2020

|   |   |
|---|---|
| Call to Order   | President Schambeck called the meeting to order at 6:36 p.m. using video conference via zoom meeting ID #832 2342 1922 for the Regular Board Meeting of the Board of Trustees, in compliance with Government Code 54953.  |
| Topics Not on the Agenda                              | None.   |
| Closed Meeting  | President Schambeck declared the meeting recessed to closed session via video conference zoom meeting at 6:37 p.m.  |
| Call to Order   | <p>President Schambeck called the meeting to order at 7:38 p.m. via video conference zoom meeting ID #832 2342 1922 for the Regular Board Meeting of the Board of Trustees, in compliance with Government Code 54953</p> <p>The flag salute was led by William Hinz, Board of Trustees Board Vice President.</p> <p>Trustees Present: Fred W. Schambeck, William A. Hinz, Melissa A. Salinas, Anastasia M. Shackelford, Karen L. Shaw</p> <p>Trustees Absent: None</p> <p>Staff Present: Jim Coombs, Superintendent of Schools, Andrea Reynolds, Assistant Superintendent of Administrative Services; Sheri McDonald, Assistant Superintendent of Educational Services; and David Bennett, Assistant Superintendent of Facilities and Operations</p> <p>Staff Absent: None.</p> |
| Reporting Out Action (if any) Taken in Closed Session | None.   |
| Introduction / Welcome                                | President Schambeck welcomed guests, staff members present, LJEA President Allison Fonti, CSEA President, Darleene Pullen and LJEA lead negotiator Leslie Mangold.  |
| Acknowledgement of Correspondence                     | None.   |
| Approval of Agenda                                    | It was moved, seconded, and carried by unanimous roll call vote, (5-0) to approve the December 14, 2020, Board agenda.  |

|  |  |
|--|--|
| Approval of Minutes  | It was moved, seconded, and carried by unanimous roll call vote, (5-0) to approve the minutes from the November 2, 2020, Regular Board Meeting.  |
| Ceremonial Oath of Office for Board of Trustees  | Mrs. Melissa Salinas and Mr. Fred Schambeck were elected to office of Governing Board Member of the school district and shall be seated at the organizational meeting of the board. Mrs. Salinas and Mr. Schambeck's term of office ends on December 11, 2024.<br><br>Mr. Hinz administered the Ceremonial Oath of office to Mrs. Melissa Salinas and Mr. Fred Schambeck.  |
| Organization of the Board of Trustees  | Every December an organization meeting is held to establish the upcoming year  |
| Election of a President  | It was moved, seconded, and carried by unanimous roll call vote, (5-0), for William Hinz to serve as President of the Board of Trustees for the 2021 organizational year.<br><br>Mr. Schambeck wished everyone in the entire district, especially the students, a very Merry Christmas. Mr. Schambeck turned the meeting over to Mr. Hinz so that he may continue with the Organization of the Board of Trustees.<br><br>Mr. Hinz said, "I have big shoes to fill and that with the continued leadership of the Superintendent and Assistant Superintendents and various staff that our district will continue to do well and increase in many ways. It is a challenge for all during these difficult and trying times but pulling together will continue to have success in the Lowell District." |
| Election of Vice-President   | It was moved, seconded, and carried by unanimous roll call vote, (5-0), for Melissa Salinas to serve as Vice-President of the Board of Trustees for the 2021 organizational year.  |
| Election of Clerk  | It was moved, seconded, and carried by unanimous roll call vote, (5-0), for Karen Shaw to serve as Clerk of the Board of Trustees for the 2020 organizational year.  |
| Adoption of the Schedule of Regular Meetings of the Board of Trustees of the Lowell Joint School District, 2021 Organizational Year and the Regular Meetings of the Citizens Bond Oversight Committee of the Lowell Joint School District, 2021 Year | It was moved, seconded, and carried by unanimous roll call vote, (5 – 0), to adopt the schedule of regular meetings of the Board of Trustees and the Citizens Bond Oversight Committee for the 2021 organizational year, as attached.  |
| Election of Member to Serve  | It was moved, seconded, and carried by unanimous roll call vote, (5 – 0), for  |

on Los Angeles County and Orange County Committee Nominating Committee for School District Organization for One Year

Mr. Fred Schambeck to serve on the Nominating Committee for the Los Angeles County and Orange County Committee on School District Organization for one year.

Election of Alternate Member to Serve on Los Angeles and Orange County Nominating Committee on School District Organization for One Year

It was moved, seconded, and carried by unanimous roll call vote, (5 – 0), for Mrs. Anastasia Shackelford to serve as an alternate on the Nominating Committee for the Los Angeles County and Orange County Committee on School District Organization for one year.

Approval of “Certification of Signatures”

In accordance with the provisions of Education Code Sections 35143, 42632, and 42633, it was moved, seconded, and carried by unanimous roll call vote, (5 – 0) to approve the “Certification of Signatures.”

Election of Two Members to Serve on the Board of Directors of the Lowell Joint Education Foundation

It was moved, seconded, and carried by unanimous roll call vote, (5 – 0), for Mrs. Melissa Salinas and Ms. Karen Shaw to serve as the two members on the Board of Directors of the Lowell Joint Education Foundation.

Topics Not on the Agenda

Mr. Coombs thanked Mr. Schambeck for his service as the President of the Board of Trustees.

Timely Information from the Board and Superintendent

None.

Presentation of Series 2020 Bond Sale Results

On October 28, 2020, the District successfully issued its second and final series of Measure LL general obligation bonds in the amount of \$34 million. By selling the full remaining amount of this authorization at historically low interest rates, the District estimates that it will save tax payers an estimated \$5.1 million in interest payments that would have continued in future years had there been additional issuances.

Jason Chung of Fieldman, Rolapp & Associates, Inc. presented the results of the sale process to the Board and was available for any questions.

Presentation of First Interim Report 2020-2021

Andrea Reynolds, Assistant Superintendent of Administrative Services, presented the First Interim Financial Report. Ms. Reynolds shared that in accordance with Education Code Sections 35035(g), 42130, and 42131 Board approval is required for the District First Interim Report 2020-21 stating whether or not the District will maintain positive cash and fund balances for the current and subsequent two fiscal years. The Interim Report is due to the Los Angeles County Office of Education by December 15, 2020.

It was moved, seconded, and carried by unanimous roll call vote (5 – 0), to submit a “Positive Certification” to the Los Angeles County Office of

Education, and authorized the Superintendent or designee to execute the necessary documents.

Accept \$50,000.00 CARES Act Grant from the City of La Habra and Approve the Corresponding Sub Recipient Agreement

It was moved, seconded, and carried by unanimous roll call vote (5-0) to accept \$50,000.00 CARES Act Grant from the City of La Habra and Approved the Corresponding Sub Recipient Agreement, and that the Superintendent or designee be authorized to execute the necessary documents

District Local Control Funding Formula (LCFF) Budget Overview for Parents for 2020-2021

California Education Code (EC) Section 52064.1 requires each school district, county office of education (COE), and charter school (LEA) to develop the Local Control Funding Formula (LCFF) Budget Overview for Parents in conjunction with the LCAP by July 1 of each year. Senate Bill (SB) 98 added EC Section 43509, which changed the adoption and submission date to on or before December 15, 2020, in conjunction with the LEA's first interim budget report.

Dr. McDonald presented the District Local Control Funding Formula (LCFF) Budget Overview for Parents for 2020-2021

It was moved, seconded, and carried by unanimous roll call vote (5 – 0), to adopt the District Local Control Funding Formula (LCFF) Budget Overview for Parents for 2020-2021, and that the Superintendent or designee be authorized to execute the necessary documents.

Approval of Renewal Agreement with Super Co-Op, A California USDA Foods Cooperative for the 2021/22 School Year

It was moved, seconded, and carried by unanimous roll call vote (5 – 0), to approve the renewed agreement with Super Co-Op for the 2021-22 School Year, membership in the Co-Op is estimated at \$250 annually, and that the Superintendent or designee be authorized to execute the necessary documents.

Approval of Revised Scope Amendment, Reduction of Architectural/ Engineering Services, Administration Building, Jordan Elementary School, Main Campus with Ghataode Bannon Architects (GBA)

It was moved, seconded, and carried by unanimous roll vote (5 – 0), to approve the ratified Scope Amendment No. 3, Ghataode Bannon Architects (GBA), Jordan Elementary School Main Campus, effective December 15, 2020 through December 15, 2022, not to exceed \$(27,055) PO 85818 (21.0-00000-0-00000-85000-6210-004000) Measure LL (21.0 Bond Fund), and that the Superintendent or designee be authorized to execute the necessary documents.

Authorization to Utilize California Multiple Award Schedule with Howard Industries, Inc., (CMAS #3-20-70-1613C, GSA Schedule No. 47-QTCA-

It was moved, seconded, and carried by unanimous roll call vote (5 – 0), to approve the authorization to utilize California Multiple Award Schedule with Howard Industries, Inc. (CMAS Contract #3-20-70-1613C, Base GSA Schedule No. 47-QTCA-19D-00MM) for the purchase of Network Surveillance Cameras, at a financial Impact of \$90,443.59, Funding Source is Measure LL General Obligation Fund - Fund 21.0, and that the Superintendent or designee be authorized to execute the necessary documents.

|  |  |
|--|--|
| Resolution 2020/21 NO. 818 Adopting a Negative Declaration of the Maybrook Elementary School Project under the California Environmental Quality Act (CEQA), and Approving the Filing and Recording of a Negative Declaration | It was moved, seconded, and carried by unanimous roll call vote (5 – 0), to adopt Resolution 2020/21 NO. 818 adopting a Negative Declaration of the Maybrook Elementary School project under CEQA, approving the filing and recording of the Negative Declaration, and authorized the Superintendent or designee to execute the necessary documents.   |
| Ratification of Additional Professional Services Agreement with A-Tech Consulting for Hazardous Materials Survey, Testing, at Macy Elementary School   | It was moved, seconded, and carried by unanimous roll call vote (5 – 0), to ratify an additional Professional Services Agreement with A-Tech Consulting for Hazardous Materials Survey, testing at Macy Elementary School, effective December 16, 2020 through December 16, 2021, not to exceed \$7,179.00 (21.0-00000-0-00000-85000-6282-000006) Measure LL (21.0 Bond Fund), and that the Superintendent or designee be authorized to execute the necessary documents. |
| Ratification of Professional Services Agreement, CF Environmental, Hazardous Materials Survey, Testing, Olita Elementary School Materials Survey, Testing, Olita Elementary School   | It was moved, seconded, and carried by unanimous roll call vote (5 – 0), to ratify an additional Professional Services Agreement, CF Environmental, Inc., for Hazardous Materials Survey, Testing, Olita Elementary School, effective June 5, 2020 through June 4, 2021, not to exceed \$17,109.58, (21.0-00000-0-00000-85000-6282-0090000), Measure LL Bond Fund, and that the Superintendent or designee be authorized to execute the necessary documents.             |
| Ratification of Agreement with King Office Services for Moving Services during the Macy Relocation to Maybrook   | It was moved, seconded, and carried by unanimous roll call vote (5 – 0), to ratify the agreement with King Office Services for Relocation Services, Macy Elementary School, effective December 12, 2020 through December 11, 2021, not to exceed \$15,000.00, (21.0-00000-0-00000-85000-6282-0060000), Measure LL Bond Fund, and that the Superintendent or designee be authorized to execute the necessary documents.   |
| <hr/> Consent Calendar   | It was moved, seconded, and carried by unanimous roll call vote, (5 – 0), to approve/ratify the following items, under a consent procedure.  |
| Approval of Memorandum of Understanding (MOU) Between Lowell Joint School District and <i>Idaho State University</i> for the 2020/2021 School Year   | Approved the ratified MOU with Idaho State University and Lowell Joint School District for the 2020/2021 school year, and that the Superintendent or designee be authorized to execute the necessary documents   |
| Purchase Order Report 2020/21 #5   | Approved Purchase Order Report 2020-21 #5, as attached, which lists all warrants issued October 9, 2020, through November 30, 2020.  |
| Warrant Listing Report 2020/21 #5  | Approved Warrant Listing Report 2020-21 #5, as attached, which lists all warrants issued October 8 2020, through November 9, 2020.   |

Resolution 2020/21 F1001-F1007 for Budget Adjustment

Approved the resolution 2020/21 FI 001-FI 007 for Budget Adjustment, as attached, Fund 01.0 General Fund/Unrestricted Fund, 01.0 General Fund/Restricted, Fund 13.0 Cafeteria/Restricted, Fund 14.0 Deferred Maintenance/Restricted, Fund 21.0 Building Fund, Fund 25.0 Capital Facilities Fund/Restricted, Fund 40.0 Special Reserve for Capital Outlay Projects/Restricted, and that the Superintendent or designee be authorized to execute the necessary documents.

Employer-Employee Relations/Personnel Report 2020/21 #5 Which Includes Hiring, Resignations, Contract Adjustments, and Retirements for Certificated, Classified, and Confidential Employees

Ratified Employer-Employee Relations/Personnel Report 2020/21 #5, as attached, which includes hiring, resignations, contract adjustments, and retirements for certificated, classified, and confidential employees.

Board Member/Superintendent Comments

Mrs. Shackelford wanted to celebrate our teachers to know that this is a really difficult time with distance learning and it is not great as she is struggling with her own students. She wanted to make it public that they know and appreciate all the work that the teachers are doing for our kids.

The board members wished everyone a Merry Christmas.

Adjournment

President Hinz declared the meeting adjourned at 8:47 p.m. in accordance with Government Code Section 54956.9 (a, b, c) and indicated no further public action would be taken

Date Approved:

1/11/21



\_\_\_\_\_  
Clerk/President/Secretary to the Board of Trustees



**Lowell Joint School District**  
Tradition of Excellence Since 1906  
Home of Scholars and Champions



**SCHEDULE OF REGULAR MEETINGS OF THE BOARD OF TRUSTEES  
OF THE LOWELL JOINT SCHOOL DISTRICT  
2021 ORGANIZATIONAL YEAR**

Unless otherwise specified, all Closed Session meetings are held at 6:30pm and Open Sessions held at 7:30 p.m. in the Board Room of the District Office, located at 11019 Valley Home, Whittier, California.

|  |   |
|--|---|
| First and Only Regular Meeting in January, 2021                              | Monday, January 11 (2 <sup>nd</sup> Monday)   |
| First and Only Regular Meeting in February, 2021                             | Monday, February 1                            |
| First and Only Regular Meeting in March, 2021                                | Monday, March 1                               |
| First and Only Regular Meeting in April, 2021                                | Monday, April 5                               |
| First and Only Regular Meeting in May, 2021                                  | Monday, May 3                                 |
| First Regular Meeting in June, 2021  | Monday, June 14 (2 <sup>nd</sup> Monday)      |
| Second Regular Meeting in June, 2021   | Monday, June 28 (4 <sup>th</sup> Monday)      |
| <b>JULY – DARK</b>   |   |
| First and Only Regular Meeting in August, 2021                               | Monday, August 9 (2 <sup>nd</sup> Monday)     |
| First and Only Regular Meeting in September, 2021                            | Monday, September 13 (2 <sup>nd</sup> Monday) |
| First and Only Regular Meeting in October, 2021                              | Monday, October 4                             |
| First and Only Regular Meeting in November, 2021                             | Monday, November 1                            |
| First and Only Regular Meeting in December, 2021<br>(Organizational Meeting) | Monday, December 13 (2 <sup>nd</sup> Monday)  |



# Lowell Joint School District



## **SCHEDULE OF CITIZEN BOND OVERSIGHT COMMITTEE - CBOC (Measure LL) OF THE LOWELL JOINT SCHOOL DISTRICT 2021 ORGANIZATIONAL YEAR**

|   |                                     |
|---|-------------------------------------|
| First and Only Regular Meeting in March, 2021     | Tuesday, March 9 <sup>th</sup>      |
| First and Only Regular Meeting in June, 2021      | Tuesday, June 8 <sup>th</sup>       |
| First and Only Regular Meeting in September, 2021 | Tuesday, September 14 <sup>th</sup> |
| First and Only Regular Meeting in December, 2021  | Tuesday, December 14 <sup>th</sup>  |



**SY2021-22 Annual Renewal of Services  
Super Co-Op  
A California USDA Foods Cooperative**



**Member District:** \_\_\_\_\_

Please check (✓) your response:

|                          |   |
|--------------------------|---|
| <input type="checkbox"/> | We plan to CONTINUE membership with Super Co-Op for SY2021-22.  |
| <input type="checkbox"/> | We do NOT plan to continue membership with Super Co-Op for SY2021-22.<br>What alternate USDA Foods delivery method do you plan to use?<br>_____ |

**San Mateo-Foster City School District** is the Lead Agency of the Super Co-Op and hereby given authority to contract for USDA Foods and related services on behalf of Member Districts.

The parties agree as follows:

1. Both parties must remain eligible Recipient Agencies for receipt of United States Department of Agriculture (USDA) donated commodity foods (USDA Foods) as determined by the California Department of Education (CDE), Nutrition Services Division.
2. Through this written agreement, the Lead Agency is assigned control of the Member District's fair share of USDA Foods entitlement for SY2021-22. The Lead Agency is responsible for ordering, receiving, storing, and distribution of Direct Delivery USDA Foods on behalf of the Member District.
3. Lead Agency is responsible to maintain an inventory management system for all USDA Foods Direct Delivery items received and stored on behalf of the Member District. The Member District is responsible to maintain an inventory management system for all USDA Foods Direct Delivery or processed items after delivery to the Member District.
4. Both parties are responsible for compliance with USDA and the CDE, Nutrition Services Division policies and regulations.
5. SY2021-22 Fees:  
 Membership Fees are paid by Member District directly to the Lead Agency, billed in July 2021.  
 Annual Renewal Fee beginning the 2nd year of membership shall be 0.3% of the current year USDA Foods estimated entitlement on July 1.  
 State Administrative Fee of \$0.90 per case/unit of USDA Foods direct delivery (brown box) and diverted to processors.  
 Delivery fees as per member district selected distributors.  
 All fees are subject to change, as approved by the Super Co-Op Governing Council.  
 Member District agrees to remit all Super Co-Op fees promptly upon receipt of invoice.
6. Member District agrees to abide by the current Super Co-Op Governing Rules, Brown Box Storage Policy, and other rules or policies as approved by the Governing Council.

7. Member District acknowledges that Super Co-Op is currently in the process of changing its legal entity status, potentially to a joint powers authority. Should Super Co-Op legal entity status change for any reason whatsoever during the duration of this renewal of services agreement, the agreement may be assumed by the successor joint powers authority or other legal entity and the terms of the renewal will be fulfilled for the duration of the contract period by that entity.
8. Should a loss of USDA Foods being held for the Member District occur, due to/ but not limited to theft, spoilage, etc., the Lead Agency is responsible to the CDE, Nutrition Services Division and/or the USDA for the Fair Market Value of that food item(s). Both the Member District and Lead Agency shall be responsible to maintain insurance coverage or contract provisions for insurance coverage with third party vendors that move or house USDA Foods at the fair market value.
9. Member District shall respond to pre-planners and offerings promptly.
10. Member District shall read all correspondence from the Super Co-Op and respond promptly as indicated.
11. Member District shall maintain accurate contact information with the Super Co-Op to assure proper routing of invoices and correspondence.
12. Member District agrees to complete the annual Food Distribution Program Annual Commodity Contract Packet in CNIPs when notified by the California Department of Education, typically in June of each year.
13. Member District agrees to verify Value Pass Through (VPT) for all processed USDA Foods purchased and monitor entitlement balance ensuring that processed product is reported correctly by distributors or processors. Discrepancies shall be addressed promptly with USDA Foods distributor and/or processor.
14. In the event of a change in Lead Agency, this Agreement shall convey to the new Agency.
15. Termination of the Assignment of USDA Foods shall be made in writing to the Lead Agency no later than December 10 to take effect the following June 30.
16. Provide current contact information for three (3) individuals at your district/agency:

|                                    |  |
|------------------------------------|--|
| <b>Nutrition Services Director</b> |  |
| <b>Name</b>                        |  |
| <b>Title</b>                       |  |
| <b>Telephone</b>                   |  |
| <b>Email</b>                       |  |

|                                 |  |
|---------------------------------|--|
| <b>Accounts Payable Contact</b> |  |
| <b>Name</b>                     |  |
| <b>Title</b>                    |  |
| <b>Telephone</b>                |  |
| <b>Email</b>                    |  |

|   |  |
|---|--|
| <b>Additional Contact for USDA Foods management</b> |  |
| <b>Name</b>   |  |
| <b>Title</b>  |  |
| <b>Telephone</b>                                    |  |
| <b>Email</b>  |  |

17. Each individual executing this Annual Renewal of Services on behalf of Member District represents, for the benefit of Lead Agency, that he or she is duly authorized to execute and deliver this Annual Renewal of Services on behalf of Member District.
18. Lead Agency and Member District acknowledge that this Annual Renewal of Services is subject to approval by the Member District's Board and this Annual Renewal of Services shall not be effective until after the Member District's Board approves this Annual Renewal of Services.

By signing this, I certify that I am an authorized representative of the Member District and agree to adhere to the terms specified herein.

My execution of this Annual Renewal of Services was approved by the Member District's Board of Education at a duly called and noticed Regular Board Meeting on \_\_\_\_\_, 20<sup>20</sup>

|                 |  |
|-----------------|--|
| Member District |  |
| Signature       |  |
| Print Name      |  |
| Title           |  |
| Date            |  |

|             |                                       |
|-------------|---------------------------------------|
| Lead Agency | San Mateo-Foster City School District |
| Signature   |                                       |
| Print Name  | Andrew Soliz                          |
| Title       | Director Child Nutrition Services     |
| Date        |                                       |

**Return signed copy by December 1, 2020** to Andrew Soliz at the Lead Agency. A signed copy will be returned to you.

Andrew Soliz  
 asoliz@smfc.k12.ca.us  
 San Mateo-Foster City School District  
 1170 Chess Drive, Foster City, CA 94404  
 Phone (650) 312-1968

State of California  
**MULTIPLE AWARD SCHEDULE**  
**Howard Industries Inc.**

|                                |   |
|--------------------------------|---|
| CMAS NUMBER:                   | <b>3-20-70-1613C</b>  |
| CMAS TERM DATES:               | 3/26/2020 through 9/26/2024   |
| CMAS CATEGORY:                 | Information Technology Goods & Services   |
| APPLICABLE TERMS & CONDITIONS: | <u>June 7, 2019</u><br>( <a href="http://www.dgs.ca.gov/-/media/Divisions/PD/Acquisitions/CMAS/IT-CMAS-Terms-and-Conditions.ashx?la=en&amp;hash=B41342080DE511121ECC253A04D62AC90CED6123">www.dgs.ca.gov/-/media/Divisions/PD/Acquisitions/CMAS/IT-CMAS-Terms-and-Conditions.ashx?la=en&amp;hash=B41342080DE511121ECC253A04D62AC90CED6123</a> ) |
| FOR USE BY:                    | State & Local Government Agencies   |
| BASE GSA SCHEDULE #:           | 47QTCA19D00MM   |
| BASE SCHEDULE HOLDER:          | SYNNEX Corporation  |

This CMAS provides for the purchase, warranty, and installation of hardware and software, hardware maintenance and repair, software maintenance as a product, Infrastructure as a Service (IaaS), and Software as a Service (SaaS). (See page 3 for the restrictions applicable to this CMAS.)

NOTICE: Products and/or services on this CMAS may be available on a Mandatory Statewide Contracts. If this is the case, the use of this CMAS is restricted unless the State agency has an approved exemption as explained in the Statewide Contract User Instructions. Information regarding Statewide Contracts can be obtained at the: [Statewide Contract Index Listing](http://www.documents.dgs.ca.gov/pd/contracts/contractindexlisting.pdf) ([www.documents.dgs.ca.gov/pd/contracts/contractindexlisting.pdf](http://www.documents.dgs.ca.gov/pd/contracts/contractindexlisting.pdf)). This requirement is not applicable to local government entities.

ANY REFERENCE TO A SPECIFIC MANUFACTURER'S OR PUBLISHER'S WARRANTY OR TERMS AND CONDITIONS AS SHOWN IN THE BASE SYNNEX CORPORATION GSA SCHEDULE ARE NOT APPLICABLE TO THIS CMAS.

*Original Signature On File*

Effective Date: **3/26/2020**

**BRYAN DUGGER, Program Analyst, California Multiple Award Schedules Unit**

**CALIFORNIA MULTIPLE AWARD SCHEDULE (CMAS)  
HOWARD INDUSTRIES INC.  
CMAS NO. 3-20-70-1613C**

Buyers must verify that the CMAS vendor has a letter of authorization from the manufacturer or an authorized distributor for the sale of the products being procured. Service specific letters of authorization are required if the CMAS vendor is providing installation, maintenance, and repair services.

The services provided under this CMAS are only in support of the products covered by this CMAS.

The most current Ordering Instructions and Special Provisions, CMAS Terms and Conditions, and products and/or services are included herein. All purchase orders issued by State agencies under this CMAS shall incorporate these Ordering Instructions and Special Provisions and CMAS Terms and Conditions dated June 7, 2019.

Agency non-compliance with the requirements of this CMAS may result in the loss of delegated authority to use the CMAS program.

CMAS contractor non-compliance with the requirements of this CMAS may result in termination of the CMAS.

**CALIFORNIA MULTIPLE AWARD SCHEDULE (CMAS)  
HOWARD INDUSTRIES INC.  
CMAS NO. 3-20-70-1613C**

**CMAS PRODUCT & SERVICE CODES**

The CMAS Product & Service Codes listed below are for marketing purposes only. Review this CMAS and the base contract identified below for the products and/or services available on this CMAS.

Computer-Cable  
Computer-Laptop  
Computer-PC  
Hardware-Computer  
Hardware-Tablet  
Printer  
Printer-Accessories  
Router-Network  
Software  
Storage-Device  
Video-Surveillance Camera  
Workstation-System

**AVAILABLE PRODUCTS AND/OR SERVICES**

All of the products from the manufacturers listed in the base GSA schedule are available within the scope of this CMAS.

The ordering agency must verify all products and/or services are currently available on the base General Services Administration (GSA) schedule. Access the GSA eLibrary at [www.gsaelibrary.gsa.gov](http://www.gsaelibrary.gsa.gov).

This CMAS is based on some or all of the products and/or services and prices from GSA Schedule Number 47QTCA19D00MM (SYNNEX CORPORATION) with a GSA term of 9/27/2019 through 9/26/2024.

Replace "SYNNEX Corporation" with "Howard Industries Inc." where "SYNNEX Corporation" is referenced in the federal GSA multiple award Contract Terms and Conditions.

**EXCLUDED PRODUCTS AND/OR SERVICES**

Maintenance of software as a service, public works services with a requirement for State contractor licensing, and order-level materials are not available under this CMAS.

**ISSUE PURCHASE ORDER TO**

Agency purchase orders must be either mailed or emailed to the following:

**Howard Industries Inc.  
PO Box 1590  
Laurel, MS 39441  
Attn: Purchasing**

**E-mail: [htsorderentrypos@howrd.com](mailto:htsorderentrypos@howrd.com)**

Agencies with questions regarding products and/or services may contact the CMAS contractor as follows:

**Contact: Krystal Avery  
Phone: (601) 399-5831  
E-mail: [kavery@howard.com](mailto:kavery@howard.com)**

**TOP 500 DELINQUENT TAXPAYERS**

In accordance with Public Contract Code (PCC) § 10295.4, and prior to placing an order for IT goods and/or services, agencies **must verify** with the Franchise Tax Board and the California Department of Tax and Fee Administration that this CMAS contractor's name does not appear on either list of the 500 largest tax delinquencies pursuant to Section 7063 or 19195 of the Revenue and Taxation Code. See next paragraph for information.

The Franchise Tax Board's list of Top 500 Delinquent Taxpayers is available at [www.ftb.ca.gov/about-ftb/newsroom/top-500-past-due-balances/index.html](http://www.ftb.ca.gov/about-ftb/newsroom/top-500-past-due-balances/index.html).

**CALIFORNIA MULTIPLE AWARD SCHEDULE (CMAS)  
HOWARD INDUSTRIES INC.  
CMAS NO. 3-20-70-1613C**

The California Department of Tax and Fee Administration's list of Top 500 Sales & Use Tax Delinquencies in California is available at [www.cdtfa.ca.gov/taxes-and-fees/top500.htm](http://www.cdtfa.ca.gov/taxes-and-fees/top500.htm).

**CALIFORNIA SELLER'S PERMIT**

Howard Industries Inc.'s California Seller's Permit Number is 102423643. Prior to placing an order with this company, agencies must verify that this permit is still valid at the California Department of Tax and Fee Administration website ([cdtfa.ca.gov](http://cdtfa.ca.gov)).

**CMAS PRICES**

The maximum prices allowed for the products and/or services available in this CMAS are those set forth in the base contract identified on page 3 of this CMAS.

The ordering agency is encouraged to seek prices lower than those on this CMAS. When responding to an agency's Request for Offer (RFO), the CMAS contractor can offer lower prices to be competitive.

**PRICE DISCOUNTS**

This CMAS contains prompt payment discounts. See the base GSA schedule for the specific percent of discount.

**CALIFORNIA CIVIL RIGHTS LAW CERTIFICATION**

Pursuant to Public Contract Code section 2010, effective January 1, 2017, applicants must certify their compliance with the California Civil Rights laws and Employer Discriminatory Policies (section 51 of the Civil Code, section 12960 of the Government Code). It is the agency's responsibility to verify that the contractor has a California Civil Rights Law Certification on file.

**WARRANTY**

For warranties, see the federal GSA schedule and the CMAS Terms and Conditions, General Provisions, CMAS Warranty.

**DELIVERY**

30 days after receipt of order, or as negotiated between agency and CMAS contractor and included in the purchase order, or as otherwise stipulated in the contract.

**SHIPPING INSTRUCTIONS**

F.O.B. (Free On Board) Destination. Seller pays the freight charges.

**PURCHASING AUTHORITY DOLLAR THRESHOLD**

Order limits for the purchase of goods and/or services is determined by the individual agency purchasing authority threshold.

No CMAS order may be executed by a State agency that exceeds that agency's purchasing authority threshold. State agencies with approved purchasing authority, along with their dollar thresholds can be obtained at the List of State Departments with Approved Purchasing Authority website ([www.dgs.ca.gov/PD/Resources/Page-Content/Procurement-Division-Resources-List-Folder/List-of-State-Departments-with-Approved-Purchasing-Authority](http://www.dgs.ca.gov/PD/Resources/Page-Content/Procurement-Division-Resources-List-Folder/List-of-State-Departments-with-Approved-Purchasing-Authority)).

**CALIFORNIA MULTIPLE AWARD SCHEDULE (CMAS)  
HOWARD INDUSTRIES INC.  
CMAS NO. 3-20-70-1613C**

**ACQUISITION OF IAAS AND/OR PAAS**

If using this CMAS for the purpose of acquiring Infrastructure as a Service (IaaS) and/or Platform as a Service (PaaS), State agencies must first obtain approval to use this CMAS by the California Department of Technology (CDT) in accordance with TL 17-06 ([www.cdt.ca.gov/wp-content/uploads/2017/08/TL-17-06.pdf](http://www.cdt.ca.gov/wp-content/uploads/2017/08/TL-17-06.pdf)). State agencies must document CDT's approval and maintain in the procurement file. Contact CDT for all questions related to the acquisition of IaaS and PaaS and TL 17-06.

**HOW TO USE CMAS**

Agencies must adhere to the detailed requirements in the State Contracting Manual (SCM) when using CMAS. The requirements for the following bullets are in the SCM, Volume 2, Chapter 6 (for non-IT), the SCM, Volume 3, Chapter 6 (for IT), and the SCM, Volume FISCAL, Chapter 5 (FISCAL):

- Develop a Request for Offer, which includes a Scope of Work (SOW), and Bidder Declaration form. For information on the Bidder Declaration requirements, see the SCM, Volume 2, Section 3.5.7 and Volume 3, Section 3.4.7.
- Search for potential CMAS contractors on the CMAS website ([www.dgs.ca.gov/PD/About/Page-Content/PD-Branch-Intro-Accordion-List/Acquisitions/California-Multiple-Award-Schedules](http://www.dgs.ca.gov/PD/About/Page-Content/PD-Branch-Intro-Accordion-List/Acquisitions/California-Multiple-Award-Schedules)) and select "Find a CMAS Contractor."
- Solicit offers from a minimum of 3 CMAS contractors including one small business and/or DVBE, if available, who are authorized to sell the products and/or services needed.

- If soliciting offers from a certified DVBE, include the Disabled Veteran Business Enterprise Declarations form (Standard 843) in the Request for Offer. This declaration must be completed and returned by the DVBE prime contractor and/or any DVBE subcontractors. (See the SCM Volumes 2, 3, and FISCAL, Chapter 3).
- This is not a bid transaction, so the small business preference, DVBE incentives, protest language, intents to award, evaluation criteria, advertising, etc., are not applicable.
- If less than 3 offers are received, State agencies must document their file with the reasons why the other suppliers solicited did not respond with an offer.
- Assess the offers received using best value methodology, with cost as one of the criteria.
- Issue a Purchase Order to the selected CMAS contractor.
- For CMAS transactions under \$10,000, only one offer is required if the State agency can establish and document that the price is fair and reasonable. The fair and reasonable method can only be used for non-customizable purchases.

Local governments set their own order limits, and are not bound by the order limits on the cover page of this CMAS.

**SPLITTING ORDERS**

Splitting orders to avoid any monetary limitations is prohibited.

Do not circumvent normal procurement methods by splitting purchases into a series of delegated purchase orders, per Public Contract Code (PCC) § 10329.



**CALIFORNIA MULTIPLE AWARD SCHEDULE (CMAS)  
HOWARD INDUSTRIES INC.  
CMAS NO. 3-20-70-1613C**

Splitting a project into small projects to avoid either fiscal or procedural controls is prohibited, per State Administrative Manual (SAM) § 4819.34.

**MINIMUM ORDER LIMITATION**

There is no minimum dollar value limitation on orders placed under this CMAS.

**ORDERING PROCEDURES**

**1. Purchase Orders**

All Ordering Agency purchase order documents executed under this CMAS must contain the applicable CMAS number as show on page 1.

**1. State Departments:**

Standard 65 Purchase Documents – State departments not transacting in FISCAL must use the Purchasing Authority Purchase Order (Standard 65) for purchase execution. An electronic version of the Standard 65 is available at the DGS-PD website ([www.dgsapps.dgs.ca.gov/osp/Statewid eFormsWeb/Forms.aspx](http://www.dgsapps.dgs.ca.gov/osp/Statewid eFormsWeb/Forms.aspx)), select Standard STD Forms.

FISCAL Purchase Documents – State departments transacting in FISCAL will follow the FISCAL procurement and contracting procedures.

**2. Local Governmental Departments:**

Local governmental agencies may use their own purchase document for purchase execution.

The agency is required to complete and distribute the purchase order. For services, the agency shall modify the information contained on the order to include the service period (start and end date), and the monthly cost (or other intermittent cost), and any other information pertinent to the services being provided. The cost for each line item should be included in the order, not just system totals.

The contractor must immediately reject purchase orders that are not accurate. Discrepancies are to be negotiated and incorporated into the purchase order prior to the products and services being delivered.

**2. Service and Delivery after CMAS Expiration**

The purchase order must be issued before the CMAS expires. However, delivery of the products or completion of the services may be after the CMAS expires (unless otherwise specifically stated in the purchase order).

**CALIFORNIA MULTIPLE AWARD SCHEDULE (CMAS)  
HOWARD INDUSTRIES INC.  
CMAS NO. 3-20-70-1613C**

**3. Multiple CMAS Agreements on a Single Purchase Order**

Agencies wishing to include multiple CMAS(s) on a single FISCAL purchase order must adhere to the following guidelines:

- All CMAS must be for the same CMAS contractor.
- The purchase order must go to one contractor location.
- Write the word "CMAS" in the space usually reserved for the contract number. On Standard 65's, this is at the top of the form. The word "CMAS" signifies that the purchase order contains items from multiple CMAS agreements. The purchasing agency may only use one bill code.
- For each individual CMAS (as differentiated by alpha suffix), the agency must identify and group together the CMAS number with the line items and subtotal per CMAS number (do not include tax in the subtotal), and sequentially identify each individual CMAS as Sub #1, Sub #2, Sub #3, etc. This facilitates accurate billing of administrative fees by the Procurement Division.
- The total of all items on the purchase order must not exceed the purchase order limit identified in the CMAS.
- Do not combine items from both non-IT and Information Technology CMAS(s). A non-IT CMAS begin with the number "4" and an Information Technology CMAS begins with the number "3." The purchase order limits are different for these two types of CMAS agreements.

**4. Amendments to Agency's Purchase Orders**

Agency purchase orders cannot be amended if the CMAS has expired.

The SCM, Volumes 2 & 3, Chapter 6.A5.0 and SCM, Volume FISCAL, Chapter 5.A4.0 provides the following direction regarding amendments to all types of CMAS purchase orders:

Original orders, which include options for changes (e.g., quantity or time), that were evaluated and considered in the selection for award during the RFO process, may be amended consistent with the terms of the original order, provided that the original order allowed for amendments. If the original order did not evaluate options, then amendments are not allowed unless an NCB is approved for those amendments.

Amendments unique to non-IT services are covered in the SCM, Volume 2, Chapter 6.B2.9 and SCM, Volume FISCAL, Chapter 5.A4.1 as follows:

If the original contract permitted amendments, but did not specify the changes (e.g., quantity or time), it may be amended, per Public Contract Code (PCC) § 10335 (d)(1). This only applies to the first amendment. The time shall not exceed one year, or add not more than 30% of the original order value and may not exceed \$250,000. If the original contract did not have language permitting amendments, the NCB process must be followed.

Also, see the SCM, Volumes 2 & 3, Chapter 8, Topic 6, for more information on amending purchase orders.

**CALIFORNIA MULTIPLE AWARD SCHEDULE (CMAS)  
HOWARD INDUSTRIES INC.  
CMAS NO. 3-20-70-1613C**

**CMAS CONTRACTOR OWNERSHIP  
INFORMATION**

Howard Industries Inc. is a large business enterprise.

**SMALL BUSINESS MUST BE  
CONSIDERED**

Prior to placing orders under the CMAS program, State agencies shall whenever practicable first consider offers from small businesses that have established CMAS [Government Code (GC) § 14846(b)]. NOTE: The Department of General Services auditors will request substantiation of compliance with this requirement when agency files are reviewed.

**CMAS Small Business and Disabled Veteran  
Partners lists**

([www.dgs.ca.gov/PD/About/Page-Content/PD-Branch-Intro-Accordion-List/Acquisitions/California-Multiple-Award-Schedules](http://www.dgs.ca.gov/PD/About/Page-Content/PD-Branch-Intro-Accordion-List/Acquisitions/California-Multiple-Award-Schedules)) can be found on the CMAS website by selecting "Find a CMAS Contractor".

In response to our commitment to increase participation by small businesses, the Department of General Services waives the administrative fee (a fee currently charged to customer agencies to support the CMAS program) for orders to certified small business enterprises.

See the current fees in the DGS Price Book at: [www.dgs.ca.gov/OFS/Price-Book](http://www.dgs.ca.gov/OFS/Price-Book).

**SMALL BUSINESS/DVBE - TRACKING**

State agencies are able to claim subcontracting dollars towards their small business or DVBE goals whenever the CMAS contractor subcontracts a commercially useful function to a certified small business or DVBE. The CMAS contractor will provide the ordering agency with the name of the small business or DVBE used and the dollar amount the ordering agency can apply towards its small business or DVBE goal.

**SMALL BUSINESS/DVBE -  
SUBCONTRACTING**

1. The amount an ordering agency can claim towards achieving its small business or DVBE goals is the dollar amount of the subcontract award made by the CMAS contractor to each small business or DVBE.
2. The CMAS contractor will provide an ordering agency with the following information at the time the order is quoted:
  - a. The CMAS contractor will state that, as the prime contractor, it shall be responsible for the overall execution of the fulfillment of the order.
  - b. The CMAS contractor will indicate to the ordering agency how the order meets the small business or DVBE goal, as follows:
    - i. List the name of each company that is certified by the Office of Small Business and DVBE Services that it intends to subcontract a commercially useful function to; and

**CALIFORNIA MULTIPLE AWARD SCHEDULE (CMAS)  
HOWARD INDUSTRIES INC.  
CMAS NO. 3-20-70-1613C**

- ii. Include the small business or DVBE certification number of each company listed, and attach a copy of each certification; and
  - iii. Indicate the dollar amount of each subcontract with a small business or DVBE that may be claimed by the ordering agency towards the small business or DVBE goal; and
  - iv. Indicate what commercially useful function the small business or DVBE subcontractor will be providing towards fulfillment of the order.
3. The ordering agency's purchase order must be addressed to the prime Contractor, and the purchase order must reference the information provided by the prime Contractor as outlined above.

**NEW EQUIPMENT REQUIRED**

The State will procure new equipment. All equipment must be new (or warranted as newly manufactured) and the latest model in current production. Used, shopworn, demonstrator, prototype, or discontinued models are not acceptable.

Where Federal Energy Management Program (FEMP) standards are available, all State agencies shall purchase only those products that meet the recommended standards. All products displaying the Energy Star label meet the FEMP standards.

**SPECIAL MANUFACTURED GOODS**

Any CMAS for goods to be manufactured by the CMAS contractor specifically for the State and not suitable for sale to others may require progress payments.

**PRODUCT INSTALLATION**

The CMAS contractor is fully responsible for all installation services performed under the CMAS. Product installations must be performed by manufacturer authorized personnel and meet manufacturer documented specifications.

The prime contractor, as well as any subcontractors, must hold any certifications and/or licenses required for the project.

**TRADE-IN EQUIPMENT**

Trade-ins at open market price may be considered. The product description and trade-in allowance must be identified on the purchase order.

Agencies are required to adhere to State Administrative Manual (SAM) § 3520 through 3520.6, Disposal of Personal Property and Surplus Personal Property, as applicable, when trade-ins are considered. A Property Survey Report, Standard 152, must be submitted for approval prior to disposition of any State-owned personal property, including general office furniture regardless of the acquisition value, or if the property was recorded or capitalized for accounting purposes.

**STATE AGENCY BUY RECYCLED CAMPAIGN (SABRC)**

State ordering agencies are required to report purchases made within the eleven product categories in the California Department of Resources Recycling and Recovery's State Agency Buy Recycled Campaign (SABRC) per Public Contract Code sections 12200-12217.

**CALIFORNIA MULTIPLE AWARD SCHEDULE (CMAS)  
HOWARD INDUSTRIES INC.  
CMAS NO. 3-20-70-1613C**

Contractor will be required to complete and return a Recycled-Content Certification form ([www.calrecycle.ca.gov/contracts/forms](http://www.calrecycle.ca.gov/contracts/forms)) upon request by the state ordering agency.

**ELECTRONIC WASTE RECYCLING**

State agencies are required to recycle state owned surplus electronic equipment that has no useful life remaining (E-Waste), to the maximum extent possible. State agencies shall dispose of E-Waste using the services of the California Prison Industry Authority (CALPIA), unless the agency meets the pickup quantity and location exemption criteria detailed in State Administrative Manual (SAM) § 3520.10. Electronic equipment that is usable and still retains value is not considered E-Waste and must be reutilized through the DGS, Office of Fleet and Asset Management (OFAM) Surplus Personal Property Warehouse.

State agencies shall determine which equipment meets the definition of E-Waste or reusable Electronic Equipment, per the definitions provided in the State Administrative Manual Management Memo MM 17-06. OFAM will validate that equipment meets the appropriate definition when reviewing the submitted Property Survey Report (STANDARD 152).

Please see State Administrative Manual (SAM) § 3520.10 for more information on this policy.

Information for submitting a STANDARD 152 can be found on the DGS OFAM surplus property website ([www.dgs.ca.gov/RESD/Resources/Page-Content/Real-Estate-Services-Division-Resources-List-Folder/DGS-Surplus-Property-Homepage](http://www.dgs.ca.gov/RESD/Resources/Page-Content/Real-Estate-Services-Division-Resources-List-Folder/DGS-Surplus-Property-Homepage)).

Information on the CALPIA E-Waste Program can be found at:  
[catalog.calpia.ca.gov/services/e-waste/](http://catalog.calpia.ca.gov/services/e-waste/).

The E-Waste Exemption Request Form EWR-F400 can be found at:  
[www.calpia.ca.gov/calpia/assets/File/ewaste/F400.pdf](http://www.calpia.ca.gov/calpia/assets/File/ewaste/F400.pdf).

The electronic waste recycling fee must be shown as a line item on the agency purchase order before the CMAS contractor can include it on their invoice.

**PUBLIC WORKS (INSTALLATION SERVICES ONLY)**

A public works contract is defined as an agreement for "the erection, construction, alteration, repair, or improvement of any public structure, building, road, or other public improvement of any kind" in accordance with the Public Contract Code (PCC) § 1101. State agencies planning these types of projects need to review the SCM, Volume 1, Chapters 10 and 11 for applicable guidelines and regulations. Also, the Department of General Services (DGS), Real Estate Services Division (RESD) can be contacted at (916) 376-1748, if you have questions about these types of transactions.

Agency CMAS purchase orders may allow for public works installation only when it is incidental to the total purchase order amount.

Agencies are to ensure that the applicable laws and codes pertaining to the contractor and sub-contractor licensing, prevailing wage rates, bonding, labor code requirements, etc., are adhered to by the prime contractor as well as any sub-contractor during performance under the CMAS purchase order.

**CALIFORNIA MULTIPLE AWARD SCHEDULE (CMAS)  
HOWARD INDUSTRIES INC.  
CMAS NO. 3-20-70-1613C**

The bond amount for public works is not less than one hundred percent (100%) of the purchase order price.

**NOTE:** In accordance with Labor Code (LC) § 1773.2, the ordering agency is responsible for determining the appropriate craft, classification or type of worker needed for any contract for public works. Also, the agency is to specify the applicable prevailing wage rates as determined by the Director of the Department of Industrial Relations (DIR). In lieu of specifying the prevailing wage rates, the agency may include a statement on the order that the prevailing wage rates are on file at the agency's office, and will be made available upon request. The prevailing wage rates are available from the DIR at [www.dir.ca.gov](http://www.dir.ca.gov) (select Statistics & Research) or (415) 703-4774.

**Bonds:** For guidelines, see CMAS, General Terms and Conditions, Public Works Requirements.

**State Contractor's License:** Public works services can be obtained through CMAS only if incidental to the overall purchase order. If incidental public works services are included in the purchase order, prior to issuing the order agencies should contact the State Contractor's License Board ([www.cslb.ca.gov](http://www.cslb.ca.gov)) at 1-800-321-2752 or at [www.cslb.ca.gov](http://www.cslb.ca.gov) to verify that the Contractor's License shown below is still active and in good standing.

Howard Industries Inc.'s California Contractor's License number is 1059006. This is a Class C-7 license that is valid through 10/31/2021.

**Cable and Wire:** Cable and wire products that are purchased under this CMAS must be for information technology projects only (computers, telecommunications, and security systems) and cannot be used for general purpose installations.

Purchase orders for cable and wire installation services only are prohibited.

Agency questions regarding the purchase and/or installation of cable and wire for computers and/or telecommunications may be directed to the California Department of Technology, Statewide Telecommunications and Network Division.

Cable and wire installations under this CMAS must be installed and tested to EIA/TIA Standards.

**BUY CLEAN CALIFORNIA ACT**

Per Management Memo 20-01, beginning January 1, 2020, awarding authorities will request successful bidders for public works contracts to submit current facility-specific Environmental Product Declarations (EPDs) for all eligible materials.

Awarding authorities are those identified in PCC § 3501 (a) and state agencies granted authority to work on public works projects under MM 18-01. Eligible materials subject to the EPD requirement are structural steel, carbon steel rebar, flat glass, and mineral wool board insulation.

Project bid specifications must require that facility-specific EPDs are compliant to ISO 14025 and applicable product category rules located on the Department of General Services (DGS) Buy Clean California Act website.

**CALIFORNIA MULTIPLE AWARD SCHEDULE (CMAS)  
HOWARD INDUSTRIES INC.  
CMAS NO. 3-20-70-1613C**

Awarding authorities must report the following information to DGS upon request:

- Awarded contract information
- Eligible materials used in project(s)
- EPDs submitted by successful bidder(s)

The Department of General Services Buy Clean California Act website is located at [www.dgs.ca.gov/PD/Resources/Page-Content/Procurement-Division-Resources-List-Folder/Buy-Clean-California-Act](http://www.dgs.ca.gov/PD/Resources/Page-Content/Procurement-Division-Resources-List-Folder/Buy-Clean-California-Act).

**PRODUCTIVE USE REQUIREMENTS**

The customer in-use requirement applies to all procurements of information technology equipment and software, per the SCM, Volume 3, Chapter 2, Section 2.B6.2 and SCM, Volume FISCAL, Chapter 2, Section 2.E3.2.

Each equipment or software component must be in current operation for a paying customer and the paying customer must be external to the contractor's organization (not owned by the contractor and not owning the contractor).

To substantiate compliance with the Productive Use Requirements, the CMAS contractor must provide upon request the name and address of a customer installation and the name and telephone number of a contact person.

The elapsed time such equipment or software must have been in operation is based upon the importance of the equipment or software for system operation and its cost. The following designates product categories and the required period of time for equipment or software operation prior to approval of the replacement item on CMAS.

**Category 1 - Critical Software:** Critical software is software that is required to control the overall operation of a computer system or peripheral equipment. Included in this category are operating systems, data base management systems, language interpreters, assemblers and compilers, communications software, and other essential system software.

| Cost                     | Installation | Final Bid Submission |
|--------------------------|--------------|----------------------|
| More than \$100,000      | 8 months     | 6 months             |
| \$10,000 up to \$100,000 | 4 months     | 3 months             |
| Less than \$10,000       | 1 month      | 1 month              |

**Category 2 - All Information Technology Equipment and Non-Critical Software:** Information technology equipment is defined in State Administrative Manual (SAM) § 4819.2.

| Cost                     | Installation | Final Bid Submission |
|--------------------------|--------------|----------------------|
| More than \$100,000      | 6 months     | 4 months             |
| \$10,000 up to \$100,000 | 4 months     | 3 months             |
| Less than \$10,000       | 1 month      | 1 month              |

**NOT SPECIFICALLY PRICED (NSP) ITEMS**

The only time that open market/incidental, non-schedule items may be included in a CMAS order is when they fall under the parameters of the Not Specifically Priced (NSP) Items provision.

CMAS contractors must be authorized providers of the hardware, software and/or services they offer under the Not Specifically Priced (NSP) Items provision.

**CALIFORNIA MULTIPLE AWARD SCHEDULE (CMAS)  
HOWARD INDUSTRIES INC.  
CMAS NO. 3-20-70-1613C**

Agency and CMAS contractor use of the NSP provision is subject to the following requirements:

1. Purchase orders containing only NSP items are prohibited.
2. A purchase order containing NSP items may be issued only if it results in the lowest overall alternative to the State.
3. NSP items shall be clearly identified in the order. Any product or service already specifically priced and included in the base contract may not be identified as an NSP item.
4. NSP Installation Services: The CMAS contractor is fully responsible for all installation services performed under the CMAS. Product installations must be performed by manufacturer authorized personnel and meet manufacturer documented specifications. The prime contractor, as well as any subcontractors, must hold any certifications and/or licenses required for the project. The total dollar value of all installation services included in the purchase order cannot exceed the dollar value of the products included in the purchase order, nor can they exceed the NSP Maximum Order Limitation.
5. Maximum Order Limitation: For orders \$250,000, or less, the total dollar value of all NSP items included in a purchase order shall not exceed \$5,000. For orders exceeding \$250,000, and at the option of the contractor, the total dollar value of all NSP items in a purchase order shall not exceed 5% of the total cost of the order, or \$25,000 whichever is lower.
6. An NSP item included in an order issued against a CMAS is subject to all of the terms and conditions set forth in the contract.
7. Trade-ins, upgrades, involving the swapping of boards, are permissible, where the contract makes specific provisions for this action. In those instances where it is permitted, the purchase order must include the replacement item and a notation that the purchase involves the swapping of a board.

The following NSP items ARE SPECIFICALLY EXCLUDED from any order issued under this CMAS:

1. Items not intended for use in directly supporting the priced items included in the same order. An NSP item must be subordinate to the specifically priced item that it is supporting. For example, a cable, which is not otherwise specifically priced in the base contract, is subordinate to a specifically priced printer or facsimile machine, and is eligible to be an NSP item subject to that cable meeting the remaining NSP requirements. However, a printer or facsimile machine, which is not otherwise specifically priced in the base contract, is not subordinate to a specifically priced cable, and is not eligible to be an NSP item.
2. Supply type items, except for the minimum amount necessary to provide initial support to the priced items included in the same order.
3. Items that do not meet the Productive Use Requirements for information technology products, per the SCM, Volume 3, Chapter 2, Section 2.B6.2 and SCM, Volume FISCAL, Chapter 2, Section 2.E3.2.



**CALIFORNIA MULTIPLE AWARD SCHEDULE (CMAS)  
HOWARD INDUSTRIES INC.  
CMAS NO. 3-20-70-1613C**

4. Any other item or class of items specifically excluded from the scope of this CMAS.
5. Public Works components NOT incidental to the total purchase order amount.
6. Products or services the CMAS contractor is NOT factory authorized or otherwise certified or trained to provide.
7. Follow-on consultant services that were previously recommended or suggested by the same CMAS contractor.

The CMAS contractor is required to reject purchase orders containing NSP items that do not conform to the above requirements. The CMAS contractor will promptly notify the agency issuing the non-conforming order of its non-acceptance and the reasons for its non-acceptance.

**STATE AND LOCAL GOVERNMENTS CAN USE CMAS**

State and local government agency use of CMAS is optional. A local government is any city, county, city and county, district, or other local governmental body or corporation, including UC, CSU, K-12 schools and community colleges empowered to expend public funds. While the State makes this CMAS available, each local government agency should make its own determination whether the CMAS program is consistent with their procurement policies and regulations.

**UPDATES AND/OR CHANGES**

A CMAS amendment is not required for updates and/or changes once the update and/or change becomes effective for the federal GSA schedule, except as follows:

- A CMAS amendment is required when the CMAS is based on specific products and/or services from another contractor's multiple award contract and the contractor wants to add a new manufacturer's products and/or services.
- A CMAS amendment is required for new federal contract terms and conditions that constitute a material difference from existing contract terms and conditions. A material change has a potentially significant effect on the delivery, quantity or quality of items provided, the amount paid to the contractor or on the cost to the State.

A CMAS amendment is required to update and/or change terms and conditions and/or products and services based on a non-federal GSA multiple award contract.

**SELF-DELETING FEDERAL GSA TERMS AND CONDITIONS**

Instructions, or terms and conditions that appear in the Special Items or other provisions of the federal GSA and apply to the purchase, license, or rental (as applicable) of products or services by the US Government in the United States, and/or to any overseas location shall be self-deleting. (Example: "Examinations of Records" provision).

**CALIFORNIA MULTIPLE AWARD SCHEDULE (CMAS)  
HOWARD INDUSTRIES INC.  
CMAS NO. 3-20-70-1613C**

Federal regulations and standards, such as Federal Acquisition Regulation (FAR), Federal Information Resources Management Regulation (FIRMR), Federal Information Processing Standards (FIPS), General Services Administration Regulation (GSAR), or Federal Installment Payment Agreement (FIPA) shall be self-deleting. Federal blanket orders and small order procedures are not applicable.

**ORDER OF PRECEDENCE**

The CMAS Terms and Conditions takes precedence if there is a conflict between the terms and conditions of the contractor's federal GSA, (or other multiple award contract), packaging, invoices, catalogs, brochures, technical data sheets or other documents (see CMAS Terms and Conditions, CONFLICT OF TERMS).

**APPLICABLE CODES, POLICIES AND GUIDELINES**

All California codes, policies, and guidelines are applicable. THE USE OF CMAS DOES NOT REDUCE OR RELIEVE STATE AGENCIES OF THEIR RESPONSIBILITY TO MEET STATEWIDE REQUIREMENTS REGARDING CONTRACTING OR THE PROCUREMENT OF GOODS OR SERVICES. Most procurement and contract codes, policies, and guidelines are incorporated into CMAS agreements. Nonetheless, there is no guarantee that every possible requirement that pertains to all the different and unique State processes has been included.

**PAYMENTS AND INVOICES**

This CMAS contains prompt payment discounts. See the base GSA schedule for the specific percent of discount.

**1. Payment Terms**

Payment terms for this CMAS are net 45 days.

Payment will be made in accordance with the provisions of the California Prompt Payment Act, Government Code (GC) § 927 et. seq. Unless expressly exempted by statute, the Act requires State agencies to pay properly submitted, undisputed invoices not more than 45 days after (1) the date of acceptance of goods or performance of services; or (2) receipt of an undisputed invoice, whichever is later.

**2. Payee Data Record (Standard 204)**

State Agencies not transacting in FISCAL, must obtain a copy of the Payee Data Record (Standard 204) in order to process payments. State Ordering Agencies forward a copy of the Standard 204 to their accounting office(s). Without the Standard 204, payment may be unnecessarily delayed. State Agencies should contact the CMAS contractor for copies of the Payee Data Record.

**3. DGS Administrative and Incentive Fees**

**Orders from State Agencies:**

The Department of General Services (DGS) will bill each State agency directly an administrative fee for use of CMAS. The administrative fee should NOT be included in the order total, nor remitted before an invoice is received from DGS. This administrative fee is waived for CMAS purchase orders issued to California certified small businesses.

**CALIFORNIA MULTIPLE AWARD SCHEDULE (CMAS)  
HOWARD INDUSTRIES INC.  
CMAS NO. 3-20-70-1613C**

See the current administrative fees in the DGS Price Book ([www.dgs.ca.gov/OFS/Price-Book](http://www.dgs.ca.gov/OFS/Price-Book)).

**Orders from Local Government Agencies:**

CMAS contractors, who are not California certified small businesses, are required to remit to the DGS an incentive fee equal to **1.25%** of the total of all local government agency orders (excluding sales tax and freight) placed against their CMAS. The incentive fee is in lieu of local government agencies being billed the above referenced DGS administrative fee.

This incentive fee is waived for CMAS purchase orders issued to California certified small businesses.

The check covering this fee shall be made payable to the Department of General Services, CMAS Unit, and mailed to the CMAS Unit along with the applicable Quarterly Report. See the provision in this CMAS entitled "Contractor Quarterly Report Process" for information on when and where to send these checks and reports.

**4. Contractor Invoices**

Unless otherwise stipulated, the CMAS contractor must send their invoices to the agency address set forth in the purchase order. Invoices shall be submitted in triplicate and shall include the following:

- CMAS number
- Agency purchase order number
- Agency Bill Code (State Only)
- Line item number
- Unit price
- Extended line item price

- Invoice total

State sales tax and/or use tax shall be itemized separately and added to each invoice as applicable.

The company name on the CMAS, purchase order and invoice must match or the State Controller's Office will not approve payment.

**5. Advance Payments**

Advance payment is allowed for services only under limited, narrowly defined circumstances, e.g., between specific departments and certain types of non-profit organizations, or when paying another government agency (Government Code (GC) § 11256 – 11263 and 11019).

It is NOT acceptable to pay in advance, except software maintenance and license fees, which are considered a subscription and may be paid in advance if a provision addressing payment in advance is included in the purchase order.

Software warranty upgrades and extensions may also be paid for in advance, one time.

**6. Credit Card**

Howard Industries Inc. accepts the State of California credit card (CAL-Card).

A purchase order is required even when the ordering department chooses to pay the CMAS contractor via the CAL-Card.

**CALIFORNIA MULTIPLE AWARD SCHEDULE (CMAS)  
HOWARD INDUSTRIES INC.  
CMAS NO. 3-20-70-1613C**

**7. Lease/Purchase Analysis**

State agencies must complete a Lease/Purchase Analysis (LPA) to determine best value when contemplating a lease/rental, and retain a copy for future audit purposes (State Administrative Manual (SAM) § 3710).

For short-term rental equipment, the lease/purchase analysis must be approved by the Department of General Services, Office of legal Services.

The lease/purchase analysis for all other purchases must be approved by the Department of General Services, GS SMart State Financial Marketplace. Buyers may contact the GS SMart Administrator, Kris Bianchini via email at [kristopher.bianchini@dgs.ca.gov](mailto:kristopher.bianchini@dgs.ca.gov) for further information.

**8. Leasing**

The State reserves the right to select the form of payment for all procurements, be it either an outright purchase with payment rendered directly by the State, or a financing/lease-purchase or operating lease via the State Financial Marketplace (GS SMart and/or Lease SMart). If payment is via the financial marketplace, the Supplier will invoice the State and the State will approve the invoice and the selected Lender/Lessor for all product listed on the State's procurement document will pay the supplier on behalf of the State.

Buyers may contact the GS SMart Administrator, Kris Bianchini via email at [kristopher.bianchini@dgs.ca.gov](mailto:kristopher.bianchini@dgs.ca.gov) for further information.

**9. Maintenance Tax**

The California Department of Tax and Fee Administration has ruled that in accordance with Section 1546 of the Sales and Use Tax Regulations of the Business Taxes Law Guide, whenever optional maintenance contracts include consumable supplies, such supplies are subject to sales tax.

Generally, the State has two options:

1. For agreements that provide for only maintenance services (i.e., the furnishing of labor and parts necessary to maintain equipment), the charges for the provision of maintenance services are not taxable.
2. For agreements that provide for both maintenance services and consumable supply items (i.e., toner, developer, and staples, for example), the provision of the consumable supplies is considered a taxable sale of tangible personal property. Therefore, State agencies awarding optional maintenance contracts are responsible for paying the applicable sales tax on the consumable supplies used during the performance period of the maintenance contract.

The Contractor will be required to itemize the consumables being taxed for State accounting purposes.

**CALIFORNIA MULTIPLE AWARD SCHEDULE (CMAS)  
HOWARD INDUSTRIES INC.  
CMAS NO. 3-20-70-1613C**

**CONTRACTOR QUARTERLY REPORT  
PROCESS**

CMAS contractors are required to submit a detailed CMAS Business Activity Report on a quarterly basis to the CMAS Unit. See Attachment B for a copy of this form and instructions.

This report shall be mailed to:

Department of General Services  
Procurement Division – CMAS Unit  
Attention: Quarterly Report Processing  
PO Box 989052, MS #2-202  
West Sacramento, CA 95798-9052

Reports that include checks for incentive fees must be mailed and shall not be e-mailed. All other reports may be e-mailed to the attention of Quarterly Report Processing as follows:

CMAS Unit E-Mail: [cmas@dgs.ca.gov](mailto:cmas@dgs.ca.gov)

For the full instructions on completing and submitting CMAS Quarterly Business Activity Reports, and a soft copy of a blank quarterly report form, go to the [CMAS website](http://www.dgs.ca.gov/PD/About/Page-Content/PD-Branch-Intro-Accordion-List/Acquisitions/California-Multiple-Award-Schedules) (www.dgs.ca.gov/PD/About/Page-Content/PD-Branch-Intro-Accordion-List/Acquisitions/California-Multiple-Award-Schedules) and then select "File a CMAS Quarterly Report".

Important things to remember regarding CMAS Quarterly Business Activity Reports (referred to as "reports" below):

- A report is required for each CMAS, each quarter, even when no new purchase orders are received in the quarter.
- A separate report is required for each CMAS.
- **Each purchase order must be reported only once in the quarter identified by the purchase order date, regardless of when the services were performed, the products were delivered, the invoice was sent, or the payment was received.**
- Purchase orders from State and local government agencies must be separated on the report, as shown in the instructions.
- CMAS contractors must report the sales activity for all resellers listed on their CMAS.
- Any report that does not follow the required format or excludes required information will be deemed incomplete and returned to the CMAS contractor for corrections.
- Taxes and freight must not be included in the report.
- CMAS contractors must attach to their quarterly report a check covering the required incentive fee for all CMAS sales to local government agencies (see more information below).
- New CMAS agreements, renewals, extensions, and amendments will be approved only if the CMAS contractor has submitted all required quarterly reports and incentive fees.

**CALIFORNIA MULTIPLE AWARD SCHEDULE (CMAS)  
HOWARD INDUSTRIES INC.  
CMAS NO. 3-20-70-1613C**

CMAS Quarterly Business Activity Reports are due in the CMAS Unit within two weeks after the end of each quarter as shown below:

|           |                 |            |
|-----------|-----------------|------------|
| Quarter 1 | Jan 1 to Mar 31 | Due Apr 15 |
| Quarter 2 | Apr 1 to Jun 30 | Due Jul 15 |
| Quarter 3 | Jul 1 to Sep 30 | Due Oct 15 |
| Quarter 4 | Oct 1 to Dec 31 | Due Jan 15 |

**CONTRACTOR QUARTERLY INCENTIVE FEES**

CMAS contractors who are not California certified small businesses must remit to DGS an incentive fee equal to **1.25%** of the total of all local government agency orders (excluding sales tax and freight) placed against their CMAS agreement(s). This incentive fee is in lieu of local government agencies being billed the above referenced DGS administrative fee.

CMAS contractors cannot charge local government agencies an additional **1.25%** charge on a separate line item to cover the incentive fee. The CMAS contractor must include the **1.25%** incentive fee in the price of the products or services offered, and the line item prices must not exceed the applicable base contract prices.

A local government agency is any city, county, district, or other local governmental body, including the California State University (CSU) and University of California (UC) systems, K-12 public schools and community colleges empowered to expend public funds.

This incentive fee is waived for CMAS purchase orders issued to California certified small businesses.

The check covering this fee shall be made payable to the Department of General Services, CMAS Unit, and mailed to the CMAS Unit along with the applicable Quarterly Report. See the provision in this CMAS entitled "Contractor Quarterly Report Process" for information on when and where to send these checks and reports.

**OBTAINING COPY OF ORIGINAL CMAS AND AMENDMENTS**

A copy of a CMAS and amendments, if any, can be obtained at Cal eProcure ([caleprocure.ca.gov](http://caleprocure.ca.gov)). A complete CMAS consists of the following:

- CMAS cover pages (which includes the signature page, ordering instructions and special provisions, and any attachments or exhibits as prepared by the CMAS Unit)
- CMAS Terms and Conditions.
- Federal GSA (or Non-GSA) terms and conditions
- Product/service listing and prices
- Amendments, if applicable.

It is important for the agency to confirm that the required products, services, and prices are included in the CMAS and are at or below base contract rates. To streamline substantiation that the needed items are in the base contract, the agencies should ask the CMAS contractor to identify the specific pages from the base contract that include the required products, services, and prices. Agencies should save these pages for their file documentation.

**CALIFORNIA MULTIPLE AWARD SCHEDULE (CMAS)  
HOWARD INDUSTRIES INC.  
CMAS NO. 3-20-70-1613C**

**CONTRACTORS ACTING AS FISCAL  
AGENTS ARE PROHIBITED**

When a subcontractor ultimately provides all of the products or performs all of the services that a CMAS contractor has agreed to provide, and the prime contractor only handles the invoicing of expenditures, then the prime contractor's role becomes that of a fiscal agent because it is merely administrative in nature, and does not provide a Commercially Useful Function (CUF). It is unacceptable to use fiscal agents in this manner because the agency is paying unnecessary administrative costs.

**AGENCY RESPONSIBILITY**

Each agency is responsible for its own contracting program and purchasing decisions, including use of the CMAS program and associated outcomes.

This responsibility includes, but is not necessarily limited to, ensuring the necessity of the services, securing appropriate funding, complying with laws and policies, preparing the purchase order in a manner that safeguards the State's interests, obtaining required approvals, and documenting compliance with Government Code (GC) § 19130.b (3) for outsourcing services.

It is the responsibility of each agency to consult as applicable with their legal staff and contracting offices for advice depending upon the scope or complexity of the purchase order.

If you do not have legal services available to you within your agency, the DGS Office of Legal Services is available to provide services on a contractual basis.

**CONFLICT OF INTEREST**

Agencies must evaluate the proposed purchase order to determine if there are any potential conflict of interest issues. See the CMAS Terms and Conditions, Conflict of Interest, for more information.

**FEDERAL DEBARMENT**

When federal funds are being expended, the agency is required to obtain (retain in file) a signed "Federal Debarment" certification from the CMAS contractor before the purchase order is issued.

This certification is required by the regulations implementing Executive Order 12549, Debarment and Suspension, 29 CFR Part 98, Section 98.510, Participants; responsibilities. The regulations were published as Part VII of the May 26, 1988 Federal Register (pages 19160-19211).

**CONTRACTOR TRAVEL**

The Travel provision is not applicable to this CMAS.

**LIQUIDATED DAMAGES FOR LATE  
DELIVERY**

The value of the liquidated damages cannot be a penalty, must be mutually agreed upon by agency and contractor and included in the purchase order to be applicable.

**CALIFORNIA MULTIPLE AWARD SCHEDULE (CMAS)  
HOWARD INDUSTRIES INC.  
CMAS NO. 3-20-70-1613C**

**ACCEPTANCE TESTING CRITERIA**

If the agency wants to include acceptance testing for all newly installed technology systems, and individual equipment, and machines which are added or field modified (modification of a machine from one model to another) after a successful performance period, the test criteria must be included in the purchase order to be applicable.

**AMERICANS WITH DISABILITY ACT (ADA)**

Section 504 of the Rehabilitation Act of 1973 as amended; Title VI and VII of the Civil Rights Act of 1964 as amended; Americans with Disabilities Act, 42 USC 12101; California Code of Regulations, Title 2, Title 22; California Government Code, Sections 11135, et seq.; and other federal and State laws, and Executive Orders prohibit discrimination. All programs, activities, employment opportunities, and services must be made available to all persons, including persons with disabilities. See Attachment A for Procurement Division's ADA Compliance Policy of Nondiscrimination on the Basis of Disability.

Individual government agencies are responsible for self-compliance with ADA regulations.

Contractor sponsored events must provide reasonable accommodations for persons with disabilities.

**DGS PROCUREMENT DIVISION CONTACT  
AND PHONE NUMBER**

Department of General Services  
Procurement Division, CMAS Unit  
707 Third Street, 2<sup>nd</sup> Floor, MS 2-202  
West Sacramento, CA 95605-2811

Phone # (916) 375-4365



CALIFORNIA MULTIPLE AWARD SCHEDULE (CMAS)  
HOWARD INDUSTRIES INC.  
CMAS NO. 3-20-70-1613C

ATTACHMENT A

ADA NOTICE

Procurement Division (State Department of General Services)  
AMERICANS WITH DISABILITIES ACT (ADA) COMPLIANCE  
POLICY OF NONDISCRIMINATION ON THE BASIS OF DISABILITY

To meet and carry out compliance with the nondiscrimination requirements of the Americans with Disabilities Act (ADA), it is the policy of the Procurement Division (within the State Department of General Services) to make every effort to ensure that its programs, activities, and services are available to all persons, including persons with disabilities.

For persons with a disability needing a reasonable accommodation to participate in the Procurement process, or for persons having questions regarding reasonable accommodations for the Procurement process, please contact the Procurement Division at (916) 375-4400 (main office); the Procurement Division TTY/TDD (telephone device for the deaf) or California Relay Service numbers which are listed below. You may also contact directly the Procurement Division contact person who is handling this procurement.

**IMPORTANT: TO ENSURE THAT WE CAN MEET YOUR NEED, IT IS BEST THAT WE RECEIVE YOUR REQUEST AT LEAST 10 WORKING DAYS BEFORE THE SCHEDULED EVENT (i.e., MEETING, CONFERENCE, WORKSHOP, etc.) OR DEADLINE DUE-DATE FOR PROCUREMENT DOCUMENTS.**

The Procurement Division TTY telephone numbers are:

Sacramento Office: 916-376-5127 (CALNET 480-5127)

The California Relay Service Telephone Numbers are:

Voice: 1-800-735-2922, or 7-1-1

Speech to Speech Service: 1-800-854-7784

**CMAS QUARTERLY BUSINESS ACTIVITY REPORT**

**Company Name:** \_\_\_\_\_ **Reporting Calendar Year:** \_\_\_\_\_ **Revision**   
**CMAS Number:** \_\_\_\_\_ **Reporting Quarter:**     Q1 (January to March)  
**For Questions Regarding this Report Contact:**     Q2 (April to June)  
**Name:** \_\_\_\_\_     Q3 (July to September)  
**Phone Number:** \_\_\_\_\_     Q4 (October to December)  
**E-mail:** \_\_\_\_\_    **Check Here if No New Orders for This Quarter**

**STATE GOVERNMENT AGENCY PURCHASES**

| State Agency Name | Purchase Order Number | Purchase Order Date | Total Dollars Per Purchase Order | Agency Contact | Agency Address | Phone Number |
|-------------------|-----------------------|---------------------|----------------------------------|----------------|----------------|--------------|
|                   |                       |                     |                                  |                |                |              |
|                   |                       |                     |                                  |                |                |              |
|                   |                       |                     |                                  |                |                |              |

**Total State Agency Dollars Reported for Quarter:** \$ \_\_\_\_\_

**LOCAL GOVERNMENT AGENCY PURCHASES**

| Local Government Agency Name | Purchase Order Number | Purchase Order Date | Total Dollars Per Purchase Order | Agency Contact | Agency Address | Phone Number |
|------------------------------|-----------------------|---------------------|----------------------------------|----------------|----------------|--------------|
|                              |                       |                     |                                  |                |                |              |
|                              |                       |                     |                                  |                |                |              |
|                              |                       |                     |                                  |                |                |              |

**Total Local Government Agency Dollars for Quarter:** \$ \_\_\_\_\_

**1.25% Remitted to DGS (does not apply to CA certified Small Businesses):** \$ \_\_\_\_\_

**Total of State and Local Government Agency Dollars Reported for this Quarter:** \$ \_\_\_\_\_

**ATTACHMENT B**  
**CMAS Quarterly Business Activity Report**

---

Instructions for **completing** the CMAS Quarterly Business Activity Report

1. Complete the top of the form with the appropriate information for your company.
2. **Agency Name** - Identify the State agency or Local Government agency that issued the order.
3. **Purchase Order Number** - Identify the purchase order number (and amendment number if applicable) on the order form. This is not your invoice number. This is the number the State agency or Local Government agency assigns to the order.
4. **Purchase Order Date** - Identify the date the purchase order was issued, as shown on the order. This is not the date you received, accepted, or invoiced the order.
5. **Total Dollars Per Purchase Order** - Identify the total dollars of the order excluding tax and freight. Tax must NOT be included in the quarterly report, even if the agency includes tax on the purchase order. The total dollars per order should indicate the entire purchase order amount (less tax and freight) regardless of when you invoice order, perform services, deliver product, or receive payment.
6. **Agency Contact** - Identify the ordering agency's contact person on the purchase order.
7. **Agency Address** - Identify the ordering agency's address on the purchase order.
8. **Phone Number** - Identify the phone number for the ordering agency's contact person.
9. **Total State Sales & Total Local Sales** - Separately identify the total State dollars and/or Local Government agency dollars (pre-tax) for all orders placed in quarter.
10. **1.25% Remitted to DGS** - Identify 1.25% of the total Local Government agency dollars reported for the quarter. This is the amount to be remitted to DGS by contractors who are not California certified small businesses.
11. **Grand Total** - Identify the total of all State and Local Government agency dollars reported for the quarter.

Notes:

- A report is required for each CMAS, each quarter, even if there are no new orders for the quarter.
- Quarterly reports are due two weeks after the end of the quarter.

# INITIAL STUDY & NEGATIVE DECLARATION

---

---

**MAYBROOK SCHOOL IMPROVEMENT PROJECT**  
**11700 MAYBROOK AVENUE**  
**WHITTIER, CALIFORNIA 90604**



**Lowell Joint  
School District**

---

*A Tradition of Excellence Since 1906*

---

**LEAD AGENCY:**  
**LOWELL JOINT SCHOOL DISTRICT**  
**11019 VALLEY HOME AVENUE**  
**WHITTIER, CALIFORNIA 90603**

**REPORT PREPARED BY:**  
**BLODGETT BAYLOSIS ENVIRONMENTAL PLANNING**  
**2211 SOUTH HACIENDA BOULEVARD, SUITE 107**  
**HACIENDA HEIGHTS, CALIFORNIA 91745**

**APRIL 17, 2019**

LJSD 001

INITIAL STUDY & NEGATIVE DECLARATION  
MAYBROOK SCHOOL IMPROVEMENT PROJECT • LOWELL JOINT SCHOOL DISTRICT

**THIS PAGE HAS BEEN INTENTIONALLY LEFT BLANK.**

## NEGATIVE DECLARATION

**PROJECT NAME:** Maybrook School Improvement Project.

**APPLICANT:** Lowell Joint School District (LJSD), 11019 Valley Home Avenue, Whittier, California 90603.

**PROJECT LOCATION:** The existing 9.54-acre Maybrook School campus is located within the unincorporated portion of East Whittier in Los Angeles County. The address of the campus is 11700 Maybrook Avenue in unincorporated East Whittier. The campus is located east of Maybrook Avenue and south of Richvale Drive. The Los Angeles County Tax Assessor's Parcel Number (APN) is 8036-009-900.

**AREA AND COUNTY:** Whittier (unincorporated East Whittier), Los Angeles County.

**DESCRIPTION:** Under the voter's approval of Measure LL, the LJSD has been authorized to upgrade and modernize its five elementary schools and one intermediate school. The affected elementary schools have enrollments ranging from 350 and 500 students, and the intermediate school has an enrollment ranging from 750 and 800 students. The proposed project will provide interim student accommodation during the Measure LL modernization program. The entire modernization program is anticipated to take between five to eight years to complete. The average annual enrollment for elementary school students for the Maybrook School campus during this period is anticipated to be approximately 500 students and the annual enrollment for middle school students will be 800 students.

The schools that will be upgraded include El Portal Elementary School, Jordan Elementary School, Macy Elementary School, Meadow Green Elementary School, Olita Elementary School, and Rancho Starbuck Intermediate School. Each of the aforementioned schools will be closed during their upgrading and during the construction activities students at these schools will attend classes at the Maybrook campus. Each of the schools will be upgraded separately, each requiring up to one year to complete.

To accommodate the students from the other LJSD schools, certain improvements will be required to ensure that the Maybrook campus meets both the State's and District's requirements. The Maybrook School campus was previously used as a private school (Whittier Christian School and Heights Christian School) though this school will vacate the property on June 30, 2019. The three main permanent buildings that comprise the main campus will remain, though they will be upgraded to accommodate seven classrooms and a multi-purpose room. Older modular buildings located in the southwestern portion of the campus will be removed and 24 new modular buildings will be installed in phases in the southern portion of the campus. These new modular buildings will include classrooms, special resource programs, kindergarten, teacher facilities, and administration. Other improvements will include new paving for parking, access, and playgrounds.

**FINDINGS:** The environmental analysis provided in the attached Initial Study indicates that the proposed project will not result in any significant adverse unmitigable environmental impacts. For this reason, the Lowell Joint School District, in its capacity as Lead Agency, determined that a *Negative Declaration* is the appropriate document required pursuant to the California Environmental Quality Act ("CEQA"). The following findings may also be made based on the analysis contained in the attached Initial Study:

- The proposed project *will not* have the potential to substantially degrade the quality of the environment, substantially reduce the habitat of a fish or wildlife species, cause a fish or wildlife population to drop below self-sustaining levels, threaten to eliminate a plant or animal community, substantially reduce the number or restrict the range of a rare or endangered plant or animal or eliminate important examples of the major periods of California history or prehistory.

INITIAL STUDY & NEGATIVE DECLARATION  
MAYBROOK SCHOOL IMPROVEMENT PROJECT • LOWELL JOINT SCHOOL DISTRICT

- The proposed project *will not* have impacts that are individually limited, but cumulatively considerable.
- ~~The proposed project *will not* have environmental effects which will cause substantial adverse effects on human beings, either directly or indirectly.~~

The environmental analysis is provided in the attached Initial Study. The project is also described in greater detail in the attached Initial Study.

---

Marc Blodgett, Consultant to the LJSD

---

Date

## TABLE OF CONTENTS

| <u>Section</u> |   | <u>Page</u> |
|----------------|---|-------------|
| <b>1.0</b>     | <b>Introduction .....</b>               | <b>7</b>    |
| 1.1            | Purpose of the Initial Study .....      | 7           |
| 1.2            | Initial Study's Organization .....      | 8           |
| <b>2.0</b>     | <b>Project Description .....</b>        | <b>9</b>    |
| 2.1            | Project Overview .....                  | 9           |
| 2.2            | Project Location .....                  | 9           |
| 2.3            | Environmental Setting.....              | 10          |
| 2.4            | Project Background.....                 | 18          |
| 2.5            | Project Description .....               | 19          |
| 2.6            | Construction Characteristics .....      | 22          |
| 2.7            | Operational Characteristics .....       | 22          |
| 2.8            | Discretionary Actions.....              | 23          |
| <b>3.0</b>     | <b>Environmental Analysis .....</b>     | <b>25</b>   |
| 3.1            | Aesthetics .....                        | 26          |
| 3.2            | Agriculture & Forestry Resources.....   | 28          |
| 3.3            | Air Quality .....                       | 31          |
| 3.4            | Biological Resources .....              | 38          |
| 3.5            | Cultural Resources .....                | 44          |
| 3.6            | Energy .....                            | 47          |
| 3.7            | Geology & Soils .....                   | 49          |
| 3.8            | Greenhouse Gas Emissions .....          | 55          |
| 3.9            | Hazards & Hazardous Materials.....      | 57          |
| 3.10           | Hydrology & Water Quality .....         | 60          |
| 3.11           | Land Use & Planning .....               | 63          |
| 3.12           | Mineral Resources .....                 | 66          |
| 3.13           | Noise.....                              | 67          |
| 3.14           | Population & Housing.....               | 71          |
| 3.15           | Public Services .....                   | 73          |
| 3.16           | Recreation .....                        | 75          |
| 3.17           | Transportation .....                    | 76          |
| 3.18           | Tribal Cultural Resources .....         | 80          |
| 3.19           | Utilities & Service Systems .....       | 83          |
| 3.20           | Wildfire .....                          | 87          |
| 3.21           | Mandatory Findings of Significance..... | 89          |
| <b>4.0</b>     | <b>Conclusions .....</b>                | <b>91</b>   |
| 4.1            | Findings.....                           | 91          |
| 4.2            | Mitigation Monitoring .....             | 91          |
| <b>5.0</b>     | <b>References .....</b>                 | <b>93</b>   |
| 5.1            | Preparers .....                         | 93          |
| 5.2            | References .....                        | 93          |



## LIST OF TABLES

| Table Number and Title   | Page |
|--|------|
| 2-1 Historic Enrollments for the Whittier Christian School and Heights Christian School..... | 18   |
| 2-2 Potential Maybrook School Enrollments.....   | 20   |
| 3-1 Estimated Daily Construction Emissions .....   | 34   |
| 3-2 Estimated Operational Emissions in lbs/day .....   | 34   |
| 3-3 Construction Emissions Local Significance Thresholds Exceedance SRA 5.....               | 35   |
| 3-4 Estimated Annual Energy Consumption .....  | 47   |
| 3-5 Greenhouse Gas Emissions Inventory .....   | 56   |
| 3-6 Change in Potential Maybrook School Enrollment .....                                     | 77   |
| 3-7 Increase in Potential Traffic Generation .....   | 77   |
| 3-8 Water Consumption (gals/day) .....   | 84   |
| 3-9 Wastewater (Effluent) Generation (gals/day) .....  | 85   |
| 3-10 Solid Waste Generation (pounds/day) .....   | 85   |

## LIST OF EXHIBITS

| Exhibit Number and Title                           | Page |
|--|------|
| 2-1 Regional Map .....                             | 11   |
| 2-2 LJSD Attendance Area .....                     | 12   |
| 2-3 Local Map .....                                | 13   |
| 2-4 Aerial Photograph .....                        | 15   |
| 2-5 Photographs of the Maybrook Campus .....       | 16   |
| 2-6 Photographs of the Maybrook Campus .....       | 17   |
| 2-7 Maybrook School Improvement Site Plan .....    | 21   |
| 3-1 Sensitive Receptors .....                      | 36   |
| 3-2 Land Cover and Wetlands Map.....               | 41   |
| 3-3 Seismic Hazards Map.....                       | 50   |
| 3-4 Soils Map .....                                | 53   |
| 3-5 Zoning Map .....                               | 64   |
| 3-6 Typical Noise Sources and Loudness Scale ..... | 68   |

## SECTION 1 INTRODUCTION

### 1.1 PURPOSE OF THE INITIAL STUDY

The proposed project that is analyzed in this Initial Study involves the upgrading and subsequent use of the Maybrook School campus as an interim campus for the Lowell Joint School District (LJSD) comprehensive modernization program for the District's five elementary schools and one intermediate school.<sup>1</sup> The affected elementary schools have enrollments ranging from 350 and 500 students, and the intermediate school has an enrollment ranging from 750 and 800 students. The entire modernization program is anticipated to take between five to eight years to complete. The average annual enrollment for elementary school students for the Maybrook campus during this period is anticipated to be approximately 500 students and the annual enrollment for middle school students will be 800 students. To accommodate the students from the other LJSD District schools, certain improvements will be required to ensure that the Maybrook campus meet both the State's and District's requirements.

The Maybrook School campus was previously used as a private school (Whittier Christian School), though this school has vacated the property. The three main permanent buildings that comprise the main campus will remain, though they will be upgraded to accommodate seven classrooms and a multi-purpose room. Older modular buildings located in the southwestern portion of the campus will be removed and 24 new modular buildings will be installed in the southern portion of the campus. These new modular buildings will include classrooms, special resource programs, kindergarten, teacher facilities, and administration. Other improvements will include new paving for parking, access, and playgrounds.<sup>2</sup> The project Applicant is Lowell Joint School District (LJSD), 11019 Valley Home Avenue, Whittier, California 90603.

As part of the proposed project's environmental review, the LJSD or "District" in its capacity as Lead Agency for the project, authorized the preparation of this Initial Study.<sup>3</sup> Although this Initial Study was prepared with consultant support, the analysis, conclusions, and findings made as part of its preparation fully represent the independent judgment and analysis of the District, in its capacity as the Lead Agency. The primary purpose of CEQA is to ensure that decision-makers and the public understand the environmental impacts of the proposed project and that decision-makers have considered such impacts before considering approval of the project. Pursuant to the CEQA Guidelines, purposes of this Initial Study include the following:

- To provide the District with information to use as the basis for deciding whether to prepare an environmental impact report (EIR), mitigated negative declaration, or negative declaration;
- To facilitate the project's environmental assessment early in the design and development of the project;
- To eliminate unnecessary EIRs;
- To determine the nature and extent of any impacts associated with the proposed project; and,

<sup>1</sup> Under the voter's approval of Measure LL, the LJSD has been authorized to upgrade and modernize its five elementary schools and one intermediate school.

<sup>2</sup> PBK Architects. *Maybrook Elementary School (Option A, Site Plan)*. February 28, 2019

<sup>3</sup> California, State of. *Title 14. California Code of Regulations. Chapter 3. Guidelines for the Implementation of the California Environmental Quality Act. as Amended 1998 (CEQA Guidelines)*. §15050.

- To enable modification of the project to mitigate adverse impacts of the project.


The District also determined, as part of this Initial Study's preparation, that a Negative Declaration is the appropriate environmental document for the project's environmental review pursuant to CEQA. This Initial Study and the *Notice of Intent to Adopt a Negative Declaration* will be forwarded to responsible agencies, trustee agencies, and the public for review and comment. A 20-day public review period will be provided to allow these agencies and other interested parties to comment on the proposed project and the findings of this Initial Study.<sup>4</sup> Questions and/or comments should be submitted to the following LJSD staff person:

Ms. Andrea Reynolds, Assistant Superintendent Administrative Services  
Administrative Services, Lowell Joint School District  
11019 Valley Home Avenue  
Whittier, CA 90603

## 1.2 INITIAL STUDY'S ORGANIZATION

The following annotated outline summarizes the contents of this Initial Study:

- *Section 1 Introduction*, provides the procedural context surrounding this Initial Study's preparation and insight into its composition. This section also includes a checklist that summarizes the findings of this Initial Study.
- *Section 2 Project Description*, provides an overview of the existing environment as it relates to the affected area and describes the proposed project's physical and operational characteristics.
- *Section 3 Environmental Analysis*, includes an analysis of potential impacts associated with the proposed project's implementation.
- *Section 4 Conclusions*, indicates the conclusions of the environmental analysis and the Mandatory Findings of Significance.
- *Section 5 References*, identifies the sources used in the preparation of this Initial Study.



<sup>4</sup> California, State of. *Title 14. California Code of Regulations. Chapter 3. Guidelines for the Implementation of the California Environmental Quality Act.* as Amended 1998 (CEQA Guidelines). §15060 (b).

## SECTION 2 PROJECT DESCRIPTION

### 2.1 PROJECT OVERVIEW

The proposed project that is analyzed in this Initial Study involves the upgrading and subsequent use of the Maybrook School campus as an interim campus for the LJSD's comprehensive modernization program for the District's five elementary schools and one intermediate school. The three main permanent buildings that comprise the main campus will remain, though they will be upgraded to accommodate seven classrooms and a multi-purpose room. Older modular buildings located in the southwestern portion of the campus will be removed and 24 new modular buildings will be installed in the southern portion of the campus. These new modular buildings will include classrooms, special resource programs, Preschool, teacher facilities, and administration.<sup>5</sup> The project is described in greater detail in Section 2.4.

### 2.2 PROJECT LOCATION

The existing 9.54-acre Maybrook School campus is located within the unincorporated portion of East Whittier in Los Angeles County. The East Whittier unincorporated county area is located in the easternmost portion of Los Angeles County just west of the western boundary of Orange County. The East Whittier County unincorporated area is bounded by the City of La Habra on the east, the City of Whittier on the north, the City of La Mirada on the south, and the West Whittier unincorporated area on the west. The corporate boundary for the County of Orange and City of La Habra extends along the east side of the Maybrook School.

The major freeways that serve the project area include the Orange Freeway (SR-57), located 5.6 miles east of the campus; the Riverside Freeway (SR-91), located 4.8 miles south of the campus; the Santa Ana Freeway (I-5), located 4.6 miles southwest of the campus; and the Pomona Freeway (SR-60), located 5.7 miles north of the campus. There are a number of major arterial roadways that provide access to the campus including Beach Boulevard (SR-39), located 2,700 feet east of the campus; Whittier Boulevard (SR-72), located 4,800 feet north of the campus; Santa Gertrudes Avenue, located 5,000 feet west of the campus; and Imperial Highway, located 3,375 feet south of the campus.<sup>6</sup> The address of the campus is 11700 Maybrook Avenue in unincorporated East Whittier. The campus is located east of Maybrook Avenue and south of Richvale Drive. The Los Angeles County Tax Assessor's Parcel Number (APN) is 8036-009-900.<sup>7</sup> As indicated previously, the proposed project will permit the LJSD to modernize the following six schools:

- *El Portal Elementary School*. This school's address is 200 N. Nada Street, La Habra, California 90631. This school is located approximately 0.63 miles to the northeast of Maybrook School.
- *Jordan Elementary School*. This school's address is 10654 Jordan Road, Whittier, California 90603. This school is located approximately 0.61 miles to the north of Maybrook School.

<sup>5</sup> PBK Architects. *Maybrook Elementary School (Option A, Site Plan)*. February 28, 2019

<sup>6</sup> Google Earth. Website accessed March 1, 2019.

<sup>7</sup> Los Angeles County Tax Assessor's Office. *Parcel Viewer*. <http://maps.assessor.lacounty.gov> Website accessed March 1, 2019.

- *Macy Elementary School.* This school's address is 2301 West Russell Street, La Habra, California 90631. This school is located approximately 1.16 miles to the northeast of Maybrook School.
- *Meadow Green Elementary School.* This school's address is 12025 Grovedale Drive, Whittier, California 90604. This school is located approximately 0.61 miles to the southwest of Maybrook School.
- *Olita Elementary School.* This school's address is 950 South Briercliff Drive, La Habra, California 90631. This school is located approximately 0.25 miles to the southeast of Maybrook School.
- *Rancho Starbuck Intermediate School.* This school's address is 16430 Woodbrier Drive, Whittier, California 90604. This school is located approximately 0.30 miles to the south of Maybrook School.

A regional location map is provided in Exhibit 2-1 (the Maybrook campus is located within an unincorporated County area just south of the City of Whittier). The six LJSD schools located within the District's attendance boundaries are shown in Exhibit 2-2. Finally, a vicinity map of the Maybrook School campus is provided in Exhibit 2-3.

## 2.3 ENVIRONMENTAL SETTING


The existing Maybrook Elementary School is currently leased to Heights Christian School through June 30, 2019, and it was previously leased to the Whittier Christian School beginning in 1994. The lease was terminated by the LJSD Board of Education on July 31, 2017. The existing campus consists of the following improvements:<sup>8</sup>

- *Existing Building 1.* This building was part of the original campus and is located next to the Maybrook Avenue frontage. This existing building included a library, several classrooms, a multi-purpose room, and office. The approximate floor area of this building is 7,400 square feet.
- *Existing Building 2.* This building was also part of the original campus and is north of Building 1. This existing building included six classrooms. The floor area of this building is approximately 9,600 square feet.
- *Existing Building 3.* This building was also part of the original campus and is located east of Building 1 on the east side of the outdoor quad (which also serves as the shaded outdoor eating area). This existing building included six classrooms. The floor area of this building is approximately 8,960 square feet.
- *Preschool Modular Buildings.* There are seven modular buildings located within the Preschool portion of the campus. These buildings are used by the private school for Preschool operations. These modular classrooms will be removed.

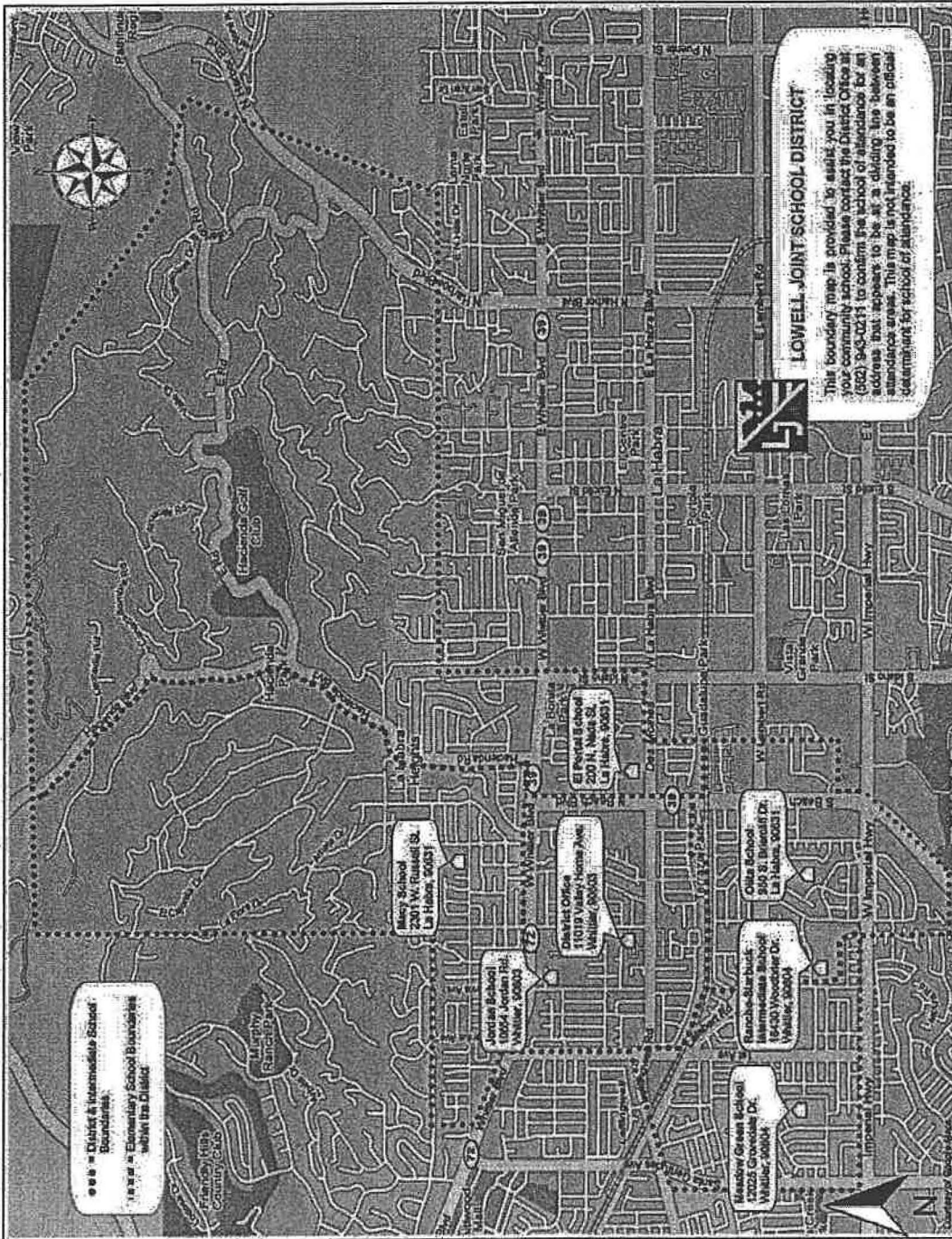
---

<sup>8</sup> Blodgett Baylosis Environmental Planning. *Site Surveys.* A series of site visits were conducted during the month of February and early March, 2019.

INITIAL STUDY & NEGATIVE DECLARATION  
MAYBROOK SCHOOL IMPROVEMENT PROJECT • LOWELL JOINT SCHOOL DISTRICT

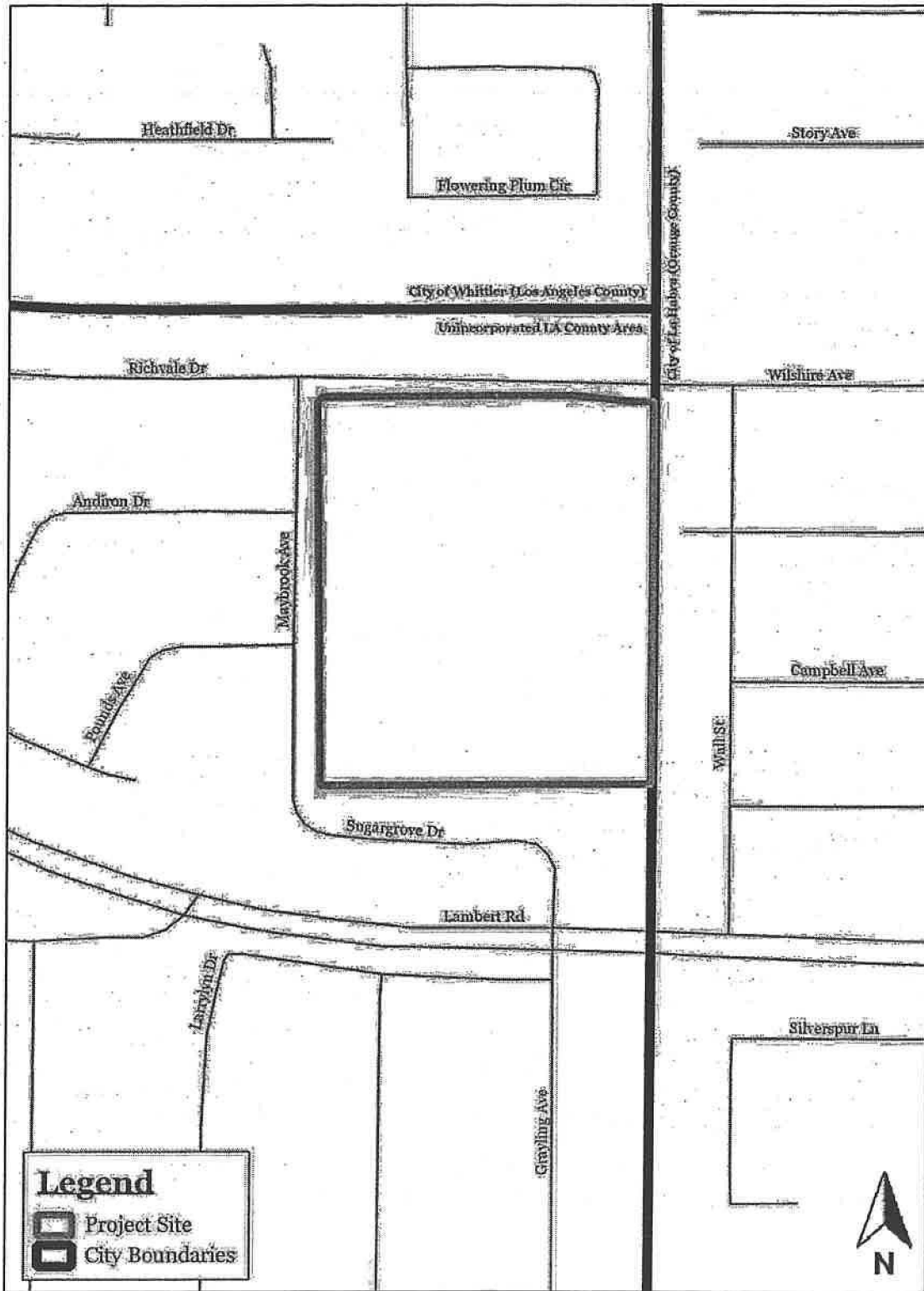


**EXHIBIT 2-1**  
**REGIONAL MAP**  
SOURCE: QUANTUM GIS



**EXHIBIT 2-2**  
**LJSD ATTENDANCE AREA**  
 SOURCE: QUANTUM GIS

INITIAL STUDY & NEGATIVE DECLARATION  
MAYBROOK SCHOOL IMPROVEMENT PROJECT • LOWELL JOINT SCHOOL DISTRICT



**EXHIBIT 2-3**  
**LOCAL MAP**  
SOURCE: QUANTUM GIS



- *Modular Classroom Buildings.* There are two larger modular buildings located just east of the Preschool portion of the campus. These buildings are being used as classrooms by the private school. These modular classrooms will also be removed.
- *Play Area and Game Court Areas.* There are two existing game court areas that remain. The existing Preschool play area will also remain.
- *Passive Open Space Area.* The northern and eastern portion of the campus consists of landscaped turf. In addition, a school garden is located in the northwestern portion of the campus.
- *Parking.* There are two surface parking lots within the campus. The largest lot extends along the southern boundary of the campus and includes approximately 70 parking spaces. A smaller parking area is located to the north of the Preschool area and includes 23 spaces.

The Maybrook Elementary School campus is located in the midst of a larger residential neighborhood. Land uses and development in the area are summarized below.<sup>9</sup>

- *North of the Maybrook School.* Richvale Drive extends along the north side of the existing campus. Single-family homes are located further north, along the north side of Richvale Drive. A total of eight single-family homes are located along the segment of Richvale Drive located opposite the campus.
- *South of the Maybrook School.* Seven single-family homes with frontage along the north side of Sugargrove Drive abut the campus on the south side.
- *East of the Maybrook School.* A total of ten single-family homes abut the campus on the east side. These homes have frontage along Wall Street. The rear yards of these units face the campus grounds.
- *West of the Maybrook School.* Maybrook Avenue extends along the west side of the campus. Pedestrian and vehicular access to the campus is provided by Maybrook Avenue and the adjacent sidewalks. A total of eight single-family homes are located to the west of Maybrook Avenue, opposite the campus.

Exhibit 2-4 is an aerial photograph of the site and the surrounding area. Photographs of the campus are provided in Exhibits 2-5 and 2-6.

---


<sup>9</sup> Blodgett Baylosis Environmental Planning. *Site Surveys.* A series of site visits were conducted during the month of February and early March 2019.

INITIAL STUDY & NEGATIVE DECLARATION  
MAYBROOK SCHOOL IMPROVEMENT PROJECT • LOWELL JOINT SCHOOL DISTRICT




**EXHIBIT 2-4**  
**AERIAL PHOTOGRAPH**  
SOURCE: GOOGLE MAPS

INITIAL STUDY & NEGATIVE DECLARATION  
MAYBROOK SCHOOL IMPROVEMENT PROJECT • LOWELL JOINT SCHOOL DISTRICT




View of project site from Maybrook Avenue, facing southeast




View of project site from Maybrook Avenue, facing east

**EXHIBIT 2-5**  
**PHOTOGRAPHS OF THE MAYBROOK CAMPUS**  
SOURCE: BLODGETT BAYLOSIS ENVIRONMENTAL PLANNING



View of project site from its southern boundary, facing north



View of project site from its southern boundary, facing northwest

**EXHIBIT 2-6**  
**PHOTOGRAPHS OF THE MAYBROOK CAMPUS**  
SOURCE: BLODGETT BAYLOSIS ENVIRONMENTAL PLANNING

## 2.4 PROJECT BACKGROUND

The LJSD currently operates five elementary schools and one intermediate school. The District's total enrollment for the 2017/2018 school year was 3,147 students.<sup>10</sup> These schools and their 2017-2018 enrollment figures are summarized below.

- *El Portal Elementary School's* enrollment for the 2017/2018 school year was 533 students.
- *Jordan Elementary School's* enrollment for the 2017/2018 school year was 423 students.
- *Macy Elementary School's* enrollment for the 2017/2018 school year was 503 students.
- *Meadow Green Elementary School's* enrollment for the 2017/2018 school year was 490 students.
- *Olita Elementary School's* enrollment for the 2017/2018 school year was 441 students.
- *Rancho Starbuck Intermediate School's* enrollment for the 2017/2018 school year was 756 students.

The Maybrook Elementary School campus opened on July 1, 1980. The LJSD closed the school on June 30, 1989 due to declining enrollments. Following the school's closure, the LJSD leased the campus to a private school operator. In July, 1994, the Maybrook campus was leased by the Calvary Baptist Church during which time the campus was renamed the Whittier Christian Elementary School. The lease between the LJSD and the Calvary Baptist Church for the Maybrook campus was terminated during the summer of 2017. The LJSD then leased the campus to the Heights Christian School between 2017 and 2019. The enrollments for the Whittier Christian School and Heights Christian School for the past seven school years are summarized below in Table 2-1:<sup>11</sup>

**Table 2-1  
Historic Enrollments for the Whittier Christian School  
and Heights Christian School**

| School Year | Enrollment   |
|-------------|--------------|
| 2011/2012   | 375 students |
| 2012/2013   | 375 students |
| 2013/2014   | 378 students |
| 2014/2015   | 361 students |
| 2015/2016   | 360 students |
| 2016/2017   | 414 students |
| 2017/2018   | 250 students |
| 2018/2019   | 159 students |

Source: LJSD

<sup>10</sup> Californiamail, State of, Department of Education. *Data Quest Enrollment Report [for the] Lowell Joint School District 2017-2018*

<sup>11</sup> Ms. Andrea Reynolds. January 25, 2019.

## 2.5 PROJECT DESCRIPTION

All of the LJSD schools were constructed more than 50 years ago and are currently in need of repairs and modernization. In order to finance these essential repairs and upgrades, the LJSD Board of Trustees voted unanimously to place *Measure LL*, a \$48 million local bond measure, on the November 2018 ballot. The Measure subsequently passed and the Bond Measure will be used to finance the proposed improvements to all of the District's schools. The entire modernization project will take between five to eight years to complete with up to one year required for each school. No new classrooms or physical expansion of the existing LJSD schools will occur as part of the implementation of the proposed project. Rather, the focus of the improvements will include the following:

- The repair of leaky roofs, old plumbing, and obsolete electrical systems;
- The replacement of wood building materials and support beams that exhibit termite damage and dry rot;
- The renovation of classrooms and other facilities so they meet current building and safety standards;
- The removal of hazardous materials including asbestos and lead paint;
- Upgrading of classrooms, school facilities and technology to support high-quality instruction in math, science, technology, and the arts;
- Improving student safety and campus security systems including security fencing, security cameras, emergency communications systems, smoke detectors, and fire alarms; and,
- Improving heating, ventilation, air conditioning, insulation, and doors.

The proposed project that is the focus of this Initial Study involves the upgrading and subsequent use of the Maybrook School campus as an interim campus for the LJSD's comprehensive modernization program for the District's five elementary schools and one intermediate school. To accommodate the students from the other LJSD District schools, certain improvements will be required to ensure that the Maybrook campus meet both the State's and District's requirements. The key elements of the Maybrook Elementary School upgrades will include the following elements:<sup>12</sup>

- *Overview.* The three main permanent buildings that comprise the original campus will remain though they will be upgraded to accommodate seven classrooms and a multi-purpose room. Older modular buildings located in the southwestern portion of the campus will be removed and 24 new modular buildings will be installed in the southern portion of the campus. These new modular buildings will include classrooms, special resource programs, kindergarten, teacher facilities, and administration. The Maybrook School improvements will occur in the following three phases.
- *Phase 1.* The three main permanent buildings that comprise the original campus will be modernized during this first phase. These three existing buildings will include 13 classrooms and a

---

<sup>12</sup> PBK Architects. *Maybrook Elementary School (Option A, Site Plan)*. February 28, 2019

large multi-purpose room. The existing eleven modular buildings in the southern and western portion of the campus will be removed and eleven new modular buildings will be installed. The new modular buildings will include four classrooms, a special education classroom, three kindergarten classrooms, an administration portable, and restrooms.

- *Phase 2.* This phase involves the installation of five new modular class room buildings in the southern portion of the campus.
- *Phase 3.* This phase involves the installation of eight new modular classroom buildings in the southeast corner of the campus that is currently landscaped in turf.
- *Playground Areas.* The existing playground areas will remain.
- *Access and Parking.* The access to the campus will continue to be provided by the two driveways located along the west side of Maybrook Avenue. The existing surface parking areas will be repaired and restriped as needed. The student drop off area will continue to be located within the southerly parking area.

The site plan is shown in Exhibit 2-7. As indicated previously, the students housed at the other LJSD schools will be transferred to the Maybrook Campus while the improvements to the other LJSD schools are underway. Table 2-2 indicates the potential attendance at the Maybrook School during the modernization process compared to the actual attendance of the school being modernized.

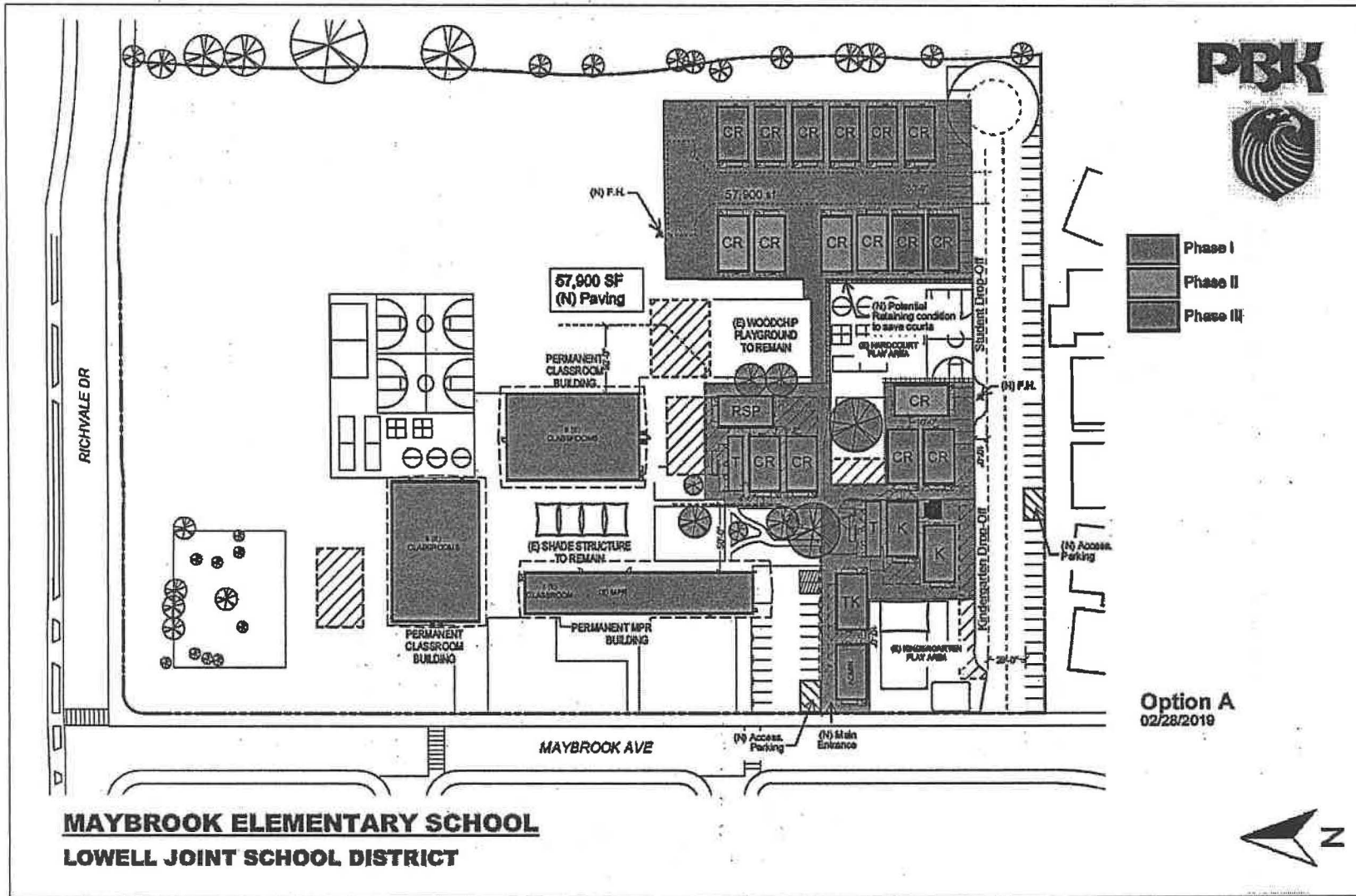
**Table 2-2  
Potential Maybrook School Enrollments**

| Affected School (Phase)                       | Potential Enrollment (Latest Enrollment) |
|---|--|
| Jordan Elementary School (Phase 1 or 2)       | 430 students (423 students)              |
| Olita Elementary School (Phase 1)             | 450 students (441 students)              |
| Meadow Green Elementary School (Phase 2)      | 500 students (490 students)              |
| Macy Elementary School (Phase 1 or 2)         | 510 students (503 students)              |
| El Portal Elementary School (Phase 2)         | 540 students (533 students)              |
| Rancho Starbuck Intermediate School (Phase 3) | 770 students (756 students)              |

Source: LJSD

The three main permanent buildings that comprise the main campus will remain though they will be upgraded to accommodate seven classrooms and a multi-purpose room. Older modular buildings located in the southwestern portion of the campus will be removed and 24 new modular buildings will be installed in the southern portion of the campus. These new modular buildings will include classrooms, special resource programs, kindergarten, teacher facilities, and administration.<sup>13</sup> Other improvements will include new paving for parking, access, and playgrounds.

<sup>13</sup> PBK Architects. *Maybrook Elementary School (Option A, Site Plan)*. February 28, 2019



INITIAL STUDY & NEGATIVE DECLARATION  
MAYBROOK SCHOOL IMPROVEMENT PROJECT • LOWELL JOINT SCHOOL DISTRICT

**EXHIBIT 2-7**  
**MAYBROOK SCHOOL IMPROVEMENT SITE PLAN**  
SOURCE: LJSD



## 2.6 CONSTRUCTION CHARACTERISTICS

The construction for the proposed project would take approximately eight weeks to complete for all phases. The key construction phases for each of the phases are outlined below:

- *Demolition/Removal of Existing Modulares.* The existing modular classroom buildings will be removed during this phase. These existing modular buildings will require removal in order to accommodate the new modular classroom modular buildings. This phase will take approximately four weeks to complete.
- *Site Preparation.* The campus will be readied for the proposed improvements. This phase will take approximately one week to complete.
- *Excavation and Paving.* This phase will involve limited excavation for utility lines, and other underground infrastructure will be placed during this phase. This phase will take approximately one week to complete.
- *Construction.* The proposed placement of the modular classroom buildings will be constructed during this phase. This phase will take approximately three weeks to complete.
- *Finishing.* This phase will possibly involve the painting of the buildings and the completion of other on-site improvements. This phase will last approximately two weeks.

## 2.7 OPERATIONAL CHARACTERISTICS

The Maybrook School classroom instruction for the elementary grades (grades 1 to 6) would commence at 8:30 AM and conclude (class dismissal) at 3:00 PM Monday through Friday. Classroom instruction for the intermediate grades (grades 7 and 8) would commence at 8:15 AM and conclude (class dismissal) at 3:09 PM Monday through Friday. The campus would open at 7:30 AM during the weekday mornings to allow students and staff to arrive for classes. Mondays are early release days. The dismissal time for the elementary grades is 1:15 PM and the dismissal time for the intermediate grades are 1:53 PM.

For the elementary schools, an after-school music program is offered two days a week and would begin at 3:10 PM and conclude at 3:55 PM. When the Rancho Starbuck Intermediate School relocates to the Maybrook School campus, band practice will occur outdoors (weather permitting) between 3:30 PM and 5:00 PM, Monday through Friday. Most likely, this activity will occur in the shade structure area where the students have their lunches. Limited additional band practice times may occur on Saturdays between 8:00 AM and 12:00 PM [noon]. Rancho Starbuck School also hosts intramural sports activities between 3:30 PM to 5:00 PM.

Night-time activities will be limited to certain school sponsored events such as Back to School, Open House, Parent-Teacher meetings, PTA Meetings, and similar school sanctioned events. No portable field lighting will be transported to the campus. It is also important to note that the private school, during the time it occupied the Maybrook campus, hosted approximately five nighttime events annually. One of these events, the Harvest Festival, involved exterior portable night lighting and generators.

## 2.8 DISCRETIONARY ACTIONS

A Discretionary Approval is an action taken by a government agency (for this project, the government agency is the LJSD Board of Education) that calls for an exercise of judgment in deciding whether to approve a project. The following discretionary approvals are required: Approval of the Negative Declaration ("ND").

Other permits required for the proposed project will include, but may not be limited to, building permits and permits for new utility connections. These approvals will be required from the State of California Division of State Architect (Department of General Services).



**INITIAL STUDY & NEGATIVE DECLARATION  
MAYBROOK SCHOOL IMPROVEMENT PROJECT • LOWELL JOINT SCHOOL DISTRICT**

**THIS PAGE HAS BEEN INTENTIONALLY LEFT BLANK.**

## SECTION 3 ENVIRONMENTAL ANALYSIS

This section of the Initial Study analyzes the potential environmental impacts that may result from the proposed project's implementation. The issue areas evaluated in this Initial Study include the following:

- Aesthetics (Section 3.1);
- Agriculture & Forestry Resources (Section 3.2);
- Air Quality (Section 3.3);
- Biological Resources (Section 3.4);
- Cultural Resources (Section 3.5);
- Energy (Section 3.6);
- Geology & Soils (Section 3.7);
- Greenhouse Gas Emissions (Section 3.8);
- Hazards & Hazardous Materials (Section 3.9);
- Hydrology & Water Quality (Section 3.10);
- Land Use & Planning (Section 3.11);
- Mineral Resources (Section 3.12);
- Noise (Section 3.13);
- Population & Housing (Section 3.14);
- Public Services (Section 3.15);
- Recreation (Section 3.16);
- Transportation (Section 3.17);
- Tribal Cultural Resources (Section 3.18);
- Utilities & Service Systems (Section 3.19);
- Wildfire (Section 3.20); and,
- Mandatory Findings of Significance (Section 3.21).

Under each issue area, a description of the thresholds of significance is provided. These thresholds will assist in making a determination as to whether there is a potential for significant impacts on the environment. The analysis considers both the short-term (construction-related) and long-term (operational) impacts associated with the proposed project's implementation, and where appropriate, the cumulative impacts. To each question, there are four possible responses:

- *No Impact.* The proposed project will not result in any adverse environmental impacts.
- *Less than Significant Impact.* The proposed project may have the potential for affecting the environment, although these impacts will be below levels or thresholds that any responsible agencies consider to be significant.
- *Less than Significant Impact with Mitigation.* The proposed project may have the potential to generate a significant impact on the environment. However, the level of impact may be reduced to levels that are less than significant with the implementation of the recommended mitigation measures.
- *Potentially Significant Impact.* The proposed project may result in environmental impacts that are significant. This finding will require the preparation of an environmental impact report (EIR).

### 3.1 AESTHETICS

| Environmental Issue Areas Examined  | Potentially Significant Impact | Less Than Significant Impact With Mitigation | Less Than Significant Impact | No Impact |
|---|--------------------------------|--|------------------------------|-----------|
| A. <i>Would the project have a substantial adverse effect on a scenic vista?</i>  |                                |  |                              | ✗         |
| B. <i>Would the project substantially damage scenic resources including, but not limited to, trees, rock outcroppings, and historic buildings within a State scenic highway?</i>  |                                |  |                              | ✗         |
| C. <i>In non-urbanized areas, would the project substantially degrade the existing visual character or quality of public views of the site and its surroundings (public views are those that are experienced from a publicly accessible vantage point)? If the project is in an urbanized area, would the project conflict with applicable zoning and other regulations governing scenic quality?</i> |                                |  |                              | ✗         |
| D. <i>Would the project create a new source of substantial light or glare which would adversely affect day or nighttime views in the area?</i>  |                                |  | ✗                            |           |

#### ANALYSIS OF ENVIRONMENTAL IMPACTS

**A. *Would the project have a substantial adverse effect on a scenic vista?* • *Less than Significant Impact.***

The proposed project involves the upgrading and subsequent use of the Maybrook School campus as an interim campus for the LJSD’s comprehensive modernization program for the District’s five elementary schools and one intermediate school. To accommodate the students from the other LJSD District schools, certain improvements will be required to ensure that the Maybrook campus meets both the State’s and District’s requirements. The three main permanent buildings that comprise the main campus will remain, though they will be upgraded to accommodate seven classrooms and a multi-purpose room. Older modular buildings located in the southwestern portion of the campus will be removed and 24 new modular buildings will be installed in the southern portion of the campus. These new modular buildings will include classrooms, special resource programs, kindergarten, teacher facilities, and administration.<sup>14</sup> Other improvements will include new paving for parking, access, and playgrounds.

The dominant physiographic features in the area that are considered to be important viewsheds include the Puente Hills (located approximately 1.50 miles north of the campus) and the West Coyote Hills (located approximately 1.25 miles south of the campus).<sup>15</sup> Although these viewsheds are located within the region, there are no protected views or scenic vistas in the vicinity of the area. As a result, the proposed project will not have an impact on a scenic vista.

<sup>14</sup> PBK Architects. *Maybrook Elementary School (Option A, Site Plan)*. February 28, 2019

<sup>15</sup> Google Earth. Website accessed March 20, 2019.

**B. *Would the project substantially damage scenic resources including, but not limited to, trees, rock outcroppings, and historic buildings within a State scenic highway? • No Impact.***

There are neither rock outcroppings nor historic buildings located on the school campus.<sup>16</sup> The proposed project's implementation will not result in any impact on protected trees or Heritage trees. No trees will be removed as part of the proposed project's implementation. These impacts are discussed further in Section 3.4, Biological Resources, E. As a result, no impacts will occur.

**C. *In non-urbanized areas, would the project substantially degrade the existing visual character or quality of public views of the site and its surroundings (public views are those that are experienced from a publicly accessible vantage point)? If the project is in an urbanized area, would the project conflict with applicable zoning and other regulations governing scenic quality? • No Impact.***

As previously mentioned in Subsection A, there are no protected views or scenic vistas in the vicinity of the area. In addition, the proposed project will not conflict with any applicable zoning regulations or other regulations governing scenic quality. As a result, no impacts will occur.

**D. *Would the project create a new source of substantial light or glare which would adversely affect day or nighttime views in the area? • Less than Significant Impact.***

The Maybrook School campus is surrounded on all sides by single-family homes. These residential uses will not be affected by the introduction of any additional sources of light because the lighting will be faced downward and away from the residential uses. In addition, the onsite lighting will continue to be used for safety and security. No new nighttime field lighting will be used required at any time. As a result, less than significant impacts will result upon the implementation of the proposed project.

## **MITIGATION MEASURES**

The analysis of aesthetics indicated that less than significant impacts on these resources would occur as part of the proposed project's implementation. As a result, no mitigation is required.

---

<sup>16</sup> Google Earth. Website accessed March 20, 2019.

### 3.2 AGRICULTURE & FORESTRY RESOURCES

| Environmental Issue Areas Examined  | Potentially Significant Impact | Less Than Significant Impact With Mitigation | Less Than Significant Impact | No Impact |
|---|--------------------------------|--|------------------------------|-----------|
| A. <i>Would the project convert Prime Farmland, Unique Farmland, or Farmland of Statewide Importance (Farmland), as shown on the maps prepared pursuant to the Farmland Mapping and Monitoring Program of the California Resources Agency, to non-agricultural uses?</i>  |                                |  |                              | ✘         |
| B. <i>Would the project conflict with existing zoning for agricultural uses, or a Williamson Act Contract?</i>  |                                |  |                              | ✘         |
| C. <i>Would the project conflict with existing zoning for, or cause rezoning of, forest land (as defined in Public Resources Code Section 12220(g)), timberland (as defined by Public Resources Code Section 4526), or timberland zoned Timberland Production (as defined by Government Code Section 51104(g))?</i> |                                |  |                              | ✘         |
| D. <i>Would the project result in the loss of forest land or conversion of forest land to a non-forest use?</i>   |                                |  |                              | ✘         |
| E. <i>Would the project involve other changes in the existing environment which, due to their location or nature, could result in conversion of Farmland to non-agricultural use or conversion of forest land to a non-forest use?</i>  |                                |  |                              | ✘         |

#### ANALYSIS OF ENVIRONMENTAL IMPACTS

A. *Would the project convert Prime Farmland, Unique Farmland, or Farmland of Statewide Importance (Farmland), as shown on the maps prepared pursuant to the Farmland Mapping and Monitoring Program of the California Resources Agency, to non-agricultural uses? • No Impact.*

The proposed project involves the upgrading and subsequent use of the Maybrook School campus as an interim campus for the LJSD’s comprehensive modernization program for the District’s five elementary schools and one intermediate school. The three main permanent buildings that comprise the main campus will remain, though they will be upgraded to accommodate seven classrooms and a multi-purpose room. Older modular buildings located in the southwestern portion of the campus will be removed and 24 new modular buildings will be installed in the southern portion of the campus.<sup>17</sup>

No agricultural activities are located within the area. Although the Maybrook School campus is located within the R-A (*Residential Agricultural*) zone and crops are permitted, no agricultural uses exist on-site or within the vicinity of the school campus. The Maybrook School campus will continue to be used as an interim school during the improvement program of the LJSD schools. As a result, no conversion of farmland will result from the proposed project’s implementation.

<sup>17</sup> PBK Architects. *Maybrook Elementary School (Option A, Site Plan)*. February 28, 2019

**B. *Would the project conflict with existing zoning for agricultural uses, or a Williamson Act Contract? • No Impact.***

As indicated previously, the existing Maybrook School campus and the adjacent properties are not being used for agricultural purposes. The school campus is located within the R-A (*Residential Agricultural*) zone and crops are permitted; however, no agricultural uses exist on-site or within the vicinity of the school campus. In addition, the project site is currently occupied by a school campus and will continue to be occupied by the school use over the course of the proposed project's implementation. According to the State Department of Conservation, Division of Land Resource Protection, the campus is not subject to a Williamson Act Contract.<sup>18</sup> As a result, no impacts on existing or future Williamson Act Contracts would occur.

**C. *Would the project conflict with existing zoning for, or cause rezoning of, forest land (as defined in Public Resources Code Section 12220(g)), timberland (as defined by Public Resources Code Section 4526), or timberland zoned Timberland Production (as defined by Government Code Section 51104(g))? • No Impact.***

According to the California Public Resources Code, "forest land" is land that can support ten percent native tree cover of any species, including hardwoods, under natural conditions, and that allows for management of one or more forest resources, including timber, aesthetics, fish and wildlife, biodiversity, water quality, recreation, and other public benefits. "Timberland" is defined as land, other than land owned by the federal government and land designated by the board as experimental forest land, which is available for, and capable of, growing a crop of trees of a commercial species used to produce lumber and other forest products, including Christmas trees. "Timberland production zone" or "TPZ" means an area which has been zoned and is devoted to and used for growing and harvesting timber, or for growing and harvesting timber and compatible uses.<sup>19</sup> The school campus is located in the midst of a larger urban area and no forest lands are located within the campus. As a result, no impacts on forest land or timber resources will result upon the proposed project's implementation.

**D. *Would the project result in the loss of forest land or conversion of forest land to a non-forest use? • No Impact.***

As indicated previously, no forest lands are located within the campus or in the surrounding area. As a result, no loss or conversion of forest lands to urban uses will result from the proposed project's implementation and no impacts will occur.

**E. *Would the project involve other changes in the existing environment which, due to their location or nature, could result in conversion of Farmland to non-agricultural use or conversion of forest land to a non-forest use? • No Impact.***

No farmland or forest lands are located in the Maybrook School campus or the surrounding area. As a result, the proposed project will not involve the conversion of any existing farmland or forest area to urban uses and, as a result, no impacts will occur.

<sup>18</sup> California Department of Conservation. *State of California Williamson Act Contract Land*. [ftp://ftp.consrv.ca.gov](http://ftp.consrv.ca.gov).

<sup>19</sup> California Public Resources Code. Sections 12220(g), 4526 and 51104(g).



## **MITIGATION MEASURES**

The analysis of agricultural and forestry resources indicated that no impacts on these resources would occur as part of the proposed project's implementation. As a result, no mitigation is required.

### 3.3 AIR QUALITY

| Environmental Issue Areas Examined   | Potentially Significant Impact | Less Than Significant Impact With Mitigation | Less Than Significant Impact | No Impact |
|--|--------------------------------|--|------------------------------|-----------|
| <i>A. Would the project conflict with or obstruct implementation of the applicable air quality plan?</i>   |                                |  |                              | ✗         |
| <i>B. Would the project result in a cumulatively considerable net increase of any criteria pollutant for which the project region is non-attainment under an applicable Federal or State ambient air quality standard?</i> |                                |  | ✗                            |           |
| <i>C. Would the project expose sensitive receptors to substantial pollutant concentrations?</i>  |                                |  | ✗                            |           |
| <i>D. Would the project result in other emissions (such as those leading to odors) adversely affecting a substantial number of people?</i>   |                                |  |                              | ✗         |

#### ANALYSIS OF ENVIRONMENTAL IMPACTS

Air quality impacts may occur during the project's construction and operational phases. The potential sources of air emissions may include stationary sources (e.g., industrial processes, generators) and mobile sources (e.g., automobiles, trucks), or area wide sources (e.g., offsite power generation, regional traffic, etc. The South Coast Air Quality Management District (SCAQMD) is the main regulatory authority in the region (the South Coast Air Basin, which includes the project area) with regard to air quality issues. In April 1993, the SCAQMD adopted a CEQA Air Quality Handbook that provides guidance for the CEQA analysis of potential air quality impacts of new projects.

The SCAQMD has established quantitative thresholds for short-term (construction) emissions and long-term (operational) emissions for the following criteria pollutants:

- *Ozone (O<sub>3</sub>)* is a nearly colorless gas that irritates the lungs, damages materials, and vegetation. Ozone is formed by photochemical reaction (when nitrogen dioxide is broken down by sunlight).
- *Carbon monoxide (CO)* is a colorless, odorless toxic gas that interferes with the transfer of oxygen to the brain and is produced by the incomplete combustion of carbon-containing fuels emitted as vehicle exhaust.
- *Nitrogen dioxide (NO<sub>2</sub>)* is a yellowish-brown gas, which at high levels can cause breathing difficulties. NO<sub>2</sub> is formed when nitric oxide (a pollutant from burning processes) combines with oxygen.
- *Sulfur dioxide (SO<sub>2</sub>)* is a colorless, pungent gas formed primarily by the combustion of sulfur-containing fossil fuels. Health effects include acute respiratory symptoms and difficulty in breathing for children.

- *PM<sub>10</sub>* and *PM<sub>2.5</sub>* refers to particulate matter less than ten microns and two and one-half microns in diameter, respectively. Particulates of this size cause a greater health risk than larger-sized particles since fine particles can more easily cause irritation.

Projects in the South Coast Air Basin (Basin) generating construction-related emissions that exceed any of the following emissions thresholds are considered to be significant under CEQA:

- 75 pounds per day of reactive organic compounds;
- 100 pounds per day of nitrogen dioxide;
- 550 pounds per day of carbon monoxide;
- 150 pounds per day of *PM<sub>10</sub>*;
- 55 pounds per day of *PM<sub>2.5</sub>*; or,
- 150 pounds per day of sulfur oxides.

A project would have a significant effect on air quality if any of the following operational emissions thresholds for criteria pollutants are exceeded:

- 55 pounds per day of reactive organic compounds;
- 55 pounds per day of nitrogen dioxide;
- 550 pounds per day of carbon monoxide;
- 150 pounds per day of *PM<sub>10</sub>*;
- 55 pounds per day of *PM<sub>2.5</sub>*; or,
- 150 pounds per day of sulfur oxides.

**A. *Would the project conflict with or obstruct implementation of the applicable air quality plan? • No Impact.***

The proposed project involves the upgrading and subsequent use of the Maybrook School campus as an interim campus for the LJSD's comprehensive modernization program for the District's five elementary schools and one intermediate school. To accommodate the students from the other LJSD District schools, certain improvements will be required to ensure that the Maybrook campus meets both the State's and District's requirements. The three main permanent buildings that comprise the main campus will remain, though they will be upgraded to accommodate seven classrooms and a multi-purpose room. Older modular buildings located in the southwestern portion of the campus will be removed and 24 new modular buildings will be installed in the southern portion of the campus. These new modular buildings will include classrooms, special resource programs, kindergarten, teacher facilities, and administration.<sup>20</sup>

The Maybrook School campus is located within the South Coast Air Basin (SCAB), which covers a 6,600 square-mile area within all of Orange County, the non-desert portions of Los Angeles County, Riverside County, and San Bernardino County. Measures to improve regional air quality are outlined in the SCAQMD's Air Quality Management Plan (AQMP). The most recent 2016 AQMP was adopted in March 2017 and was jointly prepared with the California Air Resources Board (CARB) and the Southern California Association of Governments (SCAG).<sup>21</sup> The AQMP will

<sup>20</sup> PBK Architects. *Maybrook Elementary School (Option A, Site Plan)*. February 28, 2019

<sup>21</sup> South Coast Air Quality Management District. *Final 2016 Air Quality Plan*. Adopted March 2017.

help the SCAQMD maintain focus on the air quality impacts of major projects associated with goods movement, land use, energy efficiency, and other key areas of growth. Key elements of the 2016 AQMP include enhancements to existing programs to meet the 24-hour PM<sub>2.5</sub> Federal health standard and a proposed plan of action to reduce ground-level ozone. The primary criteria pollutants that remain non-attainment in the local area include PM<sub>2.5</sub> and ozone. Specific criteria for determining a project's conformity with the AQMP is defined in Section 12.3 of the SCAQMD's CEQA Air Quality Handbook. The Air Quality Handbook refers to the following criteria as a means to determine a project's conformity with the AQMP:<sup>22</sup>

- *Consistency Criteria 1* refers to a proposed project's potential for resulting in an increase in the frequency or severity of an existing air quality violation or its potential for contributing to the continuation of an existing air quality violation.
- *Consistency Criteria 2* refers to a proposed project's potential for exceeding the assumptions included in the AQMP or other regional growth projections relevant to the AQMP's implementation.

In terms of Criteria 1, the proposed project's long-term (operational) airborne emissions will be below levels that the SCAQMD considers to be a significant impact (refer to the analysis included in the next section where the long-term stationary and mobile emissions for the proposed project are summarized in Table 3-2). Operational emissions will be limited to off-site stationary emissions associated with electrical power generation and routine maintenance. The proposed project will also conform to Consistency Criteria 2 since it will not affect any regional population, housing, and employment projections prepared for the area. As a result, no violation of an air quality plan will occur.

- B.** *Would the project result in a cumulatively considerable net increase of any criteria pollutant for which the project region is non-attainment under an applicable Federal or State ambient air quality standard? • Less than Significant Impact.*

The potential construction-related emissions from the proposed project were estimated using the computer model CalEEMod (V.2016.3.2) developed for the SCAQMD. Each construction phase will occur during the summer months when the Maybrook School will not be in session. The total construction period will require approximately eight weeks for completion of each phase. As shown in Table 3-1, daily construction emissions will not exceed the SCAQMD thresholds of significance. The new classroom buildings are modular and, as a result, the potential construction emissions will be lower. In addition, a limited amount of grading will be required which will lessen the amount of fugitive dust that will be generated. Therefore, the construction-related impacts associated with the proposed project would be less than significant.

<sup>22</sup> South Coast Air Quality Management District. *CEQA Air Quality Handbook*. April 1993.

INITIAL STUDY & NEGATIVE DECLARATION  
MAYBROOK SCHOOL IMPROVEMENT PROJECT • LOWELL JOINT SCHOOL DISTRICT

**Table 3-1  
Estimated Daily Construction Emissions**

| Construction Phase                  | ROG          | NO <sub>x</sub> | CO           | SO <sub>2</sub> | PM <sub>10</sub> | PM <sub>2.5</sub> |
|-------------------------------------|--------------|-----------------|--------------|-----------------|------------------|-------------------|
| Demolition (on-site)                | 3.51         | 35.78           | 22.06        | 0.04            | 2.89             | 1.84              |
| Demolition (off-site)               | 0.12         | 1.52            | 0.96         | --              | 0.26             | 0.07              |
| <b>Total Demolition</b>             | <b>3.63</b>  | <b>37.30</b>    | <b>23.02</b> | <b>0.04</b>     | <b>3.15</b>      | <b>1.91</b>       |
| Site Preparation (on-site)          | 4.34         | 45.57           | 22.06        | 0.04            | 20.46            | 12.13             |
| Site Preparation (off-site)         | 0.09         | 0.06            | 0.81         | --              | 0.20             | 0.05              |
| <b>Total Site Preparation</b>       | <b>4.43</b>  | <b>45.63</b>    | <b>22.87</b> | <b>0.04</b>     | <b>20.66</b>     | <b>12.18</b>      |
| Grading (on-site)                   | 2.58         | 28.35           | 16.29        | 0.03            | 7.95             | 4.65              |
| Grading (off-site)                  | 0.07         | 0.05            | 0.67         | --              | 0.17             | 0.05              |
| <b>Total Grading</b>                | <b>2.65</b>  | <b>28.40</b>    | <b>16.96</b> | <b>0.03</b>     | <b>8.12</b>      | <b>4.70</b>       |
| Building Construction (on-site)     | 2.12         | 19.19           | 16.85        | 0.03            | 1.12             | 1.05              |
| Building Construction (off-site)    | 0.25         | 1.92            | 2.22         | --              | 0.61             | 0.17              |
| <b>Total Building Construction</b>  | <b>2.37</b>  | <b>21.11</b>    | <b>19.07</b> | <b>0.03</b>     | <b>1.73</b>      | <b>1.22</b>       |
| Paving (on-site)                    | 1.36         | 14.07           | 14.65        | 0.02            | 0.75             | 0.69              |
| Paving (off-site)                   | 0.07         | 0.05            | 0.61         | --              | 0.17             | 0.05              |
| <b>Total Paving</b>                 | <b>1.43</b>  | <b>14.12</b>    | <b>15.26</b> | <b>0.02</b>     | <b>0.92</b>      | <b>0.74</b>       |
| Architectural Coatings (on-site)    | 48.99        | 1.68            | 1.83         | --              | 0.11             | 0.11              |
| Architectural Coatings (off-site)   | 0.04         | 0.03            | 0.37         | --              | 0.10             | 0.03              |
| <b>Total Architectural Coatings</b> | <b>49.03</b> | <b>1.71</b>     | <b>2.20</b>  | <b>--</b>       | <b>0.21</b>      | <b>0.14</b>       |
| <b>Maximum Daily Emissions</b>      | <b>49.03</b> | <b>45.63</b>    | <b>23.02</b> | <b>0.04</b>     | <b>20.66</b>     | <b>12.18</b>      |
| <b>Daily Thresholds</b>             | <b>75</b>    | <b>100</b>      | <b>550</b>   | <b>150</b>      | <b>150</b>       | <b>55</b>         |
| <b>Significant Impact?</b>          | <b>No</b>    | <b>No</b>       | <b>No</b>    | <b>No</b>       | <b>No</b>        | <b>No</b>         |

Source: CalEEMod V.2016.3.2.

Long-term emissions refer to those air quality impacts that will occur once the proposed Maybrook School campus is operational. These impacts will continue over the operational life of the project. Table 3-2 depicts the estimated operational emissions that will be generated by the proposed project. The emissions shown in Table 3-2 are estimates of the Phase 1, 2, and 3 improvements that represent the maximum build-out of the campus.

**Table 3-2  
Estimated Operational Emissions in lbs/day**

| Emission Source            | ROG         | NO <sub>x</sub> | CO           | SO <sub>2</sub> | PM <sub>10</sub> | PM <sub>2.5</sub> |
|----------------------------|-------------|-----------------|--------------|-----------------|------------------|-------------------|
| Area-wide (lbs/day)        | 2.36        | --              | 0.08         | --              | --               | --                |
| Energy (lbs/day)           | 0.03        | 0.29            | 0.25         | --              | 0.02             | 0.02              |
| Mobile (lbs/day)           | 2.10        | 10.62           | 28.36        | 0.10            | 7.66             | 2.11              |
| <b>Total (lbs/day)</b>     | <b>4.49</b> | <b>10.92</b>    | <b>28.69</b> | <b>0.10</b>     | <b>7.68</b>      | <b>2.14</b>       |
| <b>Daily Thresholds</b>    | <b>55</b>   | <b>55</b>       | <b>550</b>   | <b>150</b>      | <b>150</b>       | <b>55</b>         |
| <b>Significant Impact?</b> | <b>No</b>   | <b>No</b>       | <b>No</b>    | <b>No</b>       | <b>No</b>        | <b>No</b>         |

Source: CalEEMod V.2016.3.2.

As indicated in Table 3-2, the projected long-term operational emissions are below thresholds considered to represent a significant adverse impact. Therefore, the operation of the proposed project will not contribute to an existing air quality violation. With the implementation of the standard construction-related SCAQMD rules and regulations, the impacts will be less than significant.

**C. Would the project expose sensitive receptors to substantial pollutant concentrations? • Less than Significant Impact.**

Sensitive receptors refer to land uses and/or activities that are especially sensitive to poor air quality and typically include residences, board and care facilities, schools, playgrounds, hospitals, parks, childcare centers, outdoor athletic facilities, and other facilities where children or the elderly may congregate.<sup>23</sup> These population groups are generally more sensitive to poor air quality. The proposed project involves on-site improvements to a school use that is surrounded by single-family residential uses. These nearby sensitive receptors are shown in Exhibit 3-1.

The SCAQMD requires that CEQA air quality analyses indicate whether a proposed project will result in an exceedance of *localized emissions thresholds* or LSTs. LSTs only apply to emissions at a fixed location and do not include off-site or area-wide emissions. The pollutants that are the focus of the LST analysis include the conversion of NO<sub>x</sub> to NO<sub>2</sub>, carbon monoxide (CO) emissions, PM<sub>10</sub> emissions, and PM<sub>2.5</sub> emissions. The use of the “look-up tables” is permitted since each of the construction phases that include grading, site preparation, and building erection will involve the disturbance of less than two acres of land area on any given day. For purposes of the LST analysis, the receptor distance used was 25 meters since the nearest sensitive receptor is located adjacent to the school campus.

**Table 3-3  
Construction Emissions Local Significance Thresholds Exceedance SRA 5**

| Emissions         | Project Emissions(lbs/day) | Allowable Emissions Threshold (lbs/day) and a Specified Distance from Receptor (in meters) |       |       |       |       |
|-------------------|----------------------------|--|-------|-------|-------|-------|
|                   |                            | 25   | 50    | 100   | 200   | 500   |
| NO <sub>x</sub>   | 45.63 lbs./day             | 172  | 165   | 176   | 194   | 244   |
| CO                | 23.02 lbs./day             | 1,480  | 1,855 | 2,437 | 3,867 | 9,312 |
| PM <sub>10</sub>  | 9.64 lbs./day              | 14   | 42    | 60    | 95    | 203   |
| PM <sub>2.5</sub> | 6.13 lbs./day              | 7  | 10    | 15    | 30    | 103   |

<sup>23</sup> South Coast Air Quality Management District. *CEQA Air Quality Handbook, Appendix 9*. As amended 2017.

INITIAL STUDY & NEGATIVE DECLARATION  
MAYBROOK SCHOOL IMPROVEMENT PROJECT • LOWELL JOINT SCHOOL DISTRICT



**EXHIBIT 3-1**  
**SENSITIVE RECEPTORS**  
SOURCE: QUANTUM GIS

Based on the analysis of LST impacts summarized above in Table 3-3, the potential impacts will be less than significant. In addition, fugitive dust emission, which is responsible for PM<sub>10</sub> and PM<sub>2.5</sub> emissions, will further be reduced through the implementation of SCAQMD regulations related to fugitive dust generation and other construction-related emissions.<sup>24</sup> Finally, the fugitive dust emissions will be substantially less since the new classrooms will be modular along with limited grading involved. These SCAQMD regulations are standard conditions required for every construction project undertaken in the region.

Most vehicles generate carbon monoxide (CO) as part of the tail-pipe emissions, therefore, high concentrations of CO along busy roadways and congested intersections are a concern. The areas surrounding the most congested intersections are often found to contain high levels of CO that exceed applicable standards. These areas of high CO concentration are referred to as *hot-spots*. Typically, a hot-spot may occur near an intersection that is experiencing severe congestion (a LOS E or LOS F).<sup>25</sup> The SCAQMD stated in its CEQA Handbook that a CO hot-spot would not likely develop at an intersection operating at LOS C or better. Since the Handbook was written, there have been new CO emissions controls added to vehicles and reformulated fuels are now sold in the Basin. These new automobile emissions controls, along with the reformulated fuels, have resulted in a lowering of both ambient CO concentrations and vehicle emissions. While the proposed project will involve the redistribution of home-to-school and school-to-home vehicle trips in the area, the proposed project will not result in a significant increase in traffic volumes overall since there would not be any increased student enrollments in the LJSD attendance area. Refer to the analysis of traffic impacts provided in Section 3.2.17. As a result, the potential impacts are considered to be less than significant.

- D. *Would the project result in other emissions (such as those leading to odors) adversely affecting a substantial number of people? • No Impact.*

The SCAQMD has identified those land uses that are typically associated with odor complaints. These uses include activities involving livestock, rendering facilities, food processing plants, chemical plants, composting activities, refineries, landfills, and businesses involved in fiberglass molding.<sup>26</sup> The proposed project will not result in the generation of any odors. As a result, no impacts will occur.

## MITIGATION MEASURES

The analysis herein determined that the proposed project would not result in any significant air quality impacts. Therefore, no mitigation is required beyond those standard conditions that are required by the SCAQMD.

<sup>24</sup> South Coast Air Quality Management District. *Rule 403, Fugitive Dust*. As Amended June 3, 2005.

<sup>25</sup> "LOS" refers to "Level of Service." Refer to Section 3.2.17.A.

<sup>26</sup> South Coast Air Quality Management District. *CEQA Air Quality Handbook, Appendix 9*. As amended 2017.



### 3.4 BIOLOGICAL RESOURCES

| Environmental Issue Areas Examined  | Potentially Significant Impact | Less Than Significant Impact With Mitigation | Less Than Significant Impact | No Impact |
|---|--------------------------------|--|------------------------------|-----------|
| <i>A. Would the project have a substantial adverse effect, either directly or through habitat modifications, on any species identified as a candidate, sensitive, or special status species in local or regional plans, policies, or regulations, or by the California Department of Fish and Wildlife or U.S. Fish and Wildlife Service?</i> |                                |  |                              | X         |
| <i>B. Would the project have a substantial adverse effect on any riparian habitat or other sensitive natural community identified in local or regional plans, policies, regulations, or by the California Department of Fish and Wildlife or U.S. Fish and Wildlife Service?</i>  |                                |  |                              | X         |
| <i>C. Would the project have a substantial adverse effect on State or Federally protected wetlands (including, but not limited to, marsh, vernal pool, coastal, etc.) through direct removal, filling, hydrological interruption, or other means?</i>   |                                |  |                              | X         |
| <i>D. Would the project interfere substantially with the movement of any native resident or migratory fish or wildlife species or with established native resident or migratory life corridors, or impede the use of native wildlife nursery sites?</i>   |                                |  |                              | X         |
| <i>E. Would the project conflict with any local policies or ordinances protecting biological resources, such as a tree preservation policy or ordinance?</i>  |                                |  |                              | X         |
| <i>F. Would the project conflict with the provisions of an adopted Habitat Conservation Plan, Natural Community Conservation Plan, or other approved local, regional, or State habitat conservation plan?</i>   |                                |  | X                            |           |

#### ANALYSIS OF ENVIRONMENTAL IMPACTS

**A.** *Would the project have a substantial adverse effect, either directly or through habitat modifications, on any species identified as a candidate, sensitive, or special status species in local or regional plans, policies, or regulations, or by the California Department of Fish and Wildlife or U.S. Fish and Wildlife Service? • No Impact.*

The project site is currently occupied by school uses and the property does not offer a suitable environment for any candidate, sensitive, or special status species.<sup>27</sup> There are no local or regional plans, policies, or regulations that identify candidate, sensitive or special status species except those identified by the California Department of Fish and Wildlife. A review of the California Department of Fish and Wildlife California Natural Biodiversity Database (CNDDB) Bios Viewer

<sup>27</sup> Blodgett Baylosis Environmental Planning. *Site Surveys* (A series of site visits were conducted during the month of February and early March, 2019.

indicated that there are five threatened or endangered species located within the La Habra Quadrangle (the school campus is located within the La Habra Quadrangle).<sup>28</sup> These species include:

- The *coastal California gnatcatcher* is not likely to be found on-site due to the existing surrounding development and the lack of habitat suitable for the California gnatcatcher. The absence of coastal sage scrub, the coastal California gnatcatcher's primary habitat, further diminishes the likelihood of encountering such birds.<sup>29</sup>
- The *least Bell's vireo* lives in a riparian habitat, with a majority of the species living in San Diego County. As a result, it is not likely that any least Bell's vireos will be encountered near the school campus due to the lack of riparian habitat in the surrounding area.<sup>30</sup>
- The *bank swallow* lives in a riparian habitat and nests along rivers or streams. The nearest body of water is La Mirada Creek, which is primarily concrete-lined and not adjacent to the school campus. Therefore, it is not likely that the bank swallow will be found near the school campus. Additionally, the current level of development in the surrounding area is not an ideal environment for the bank swallow.<sup>31</sup>
- The *willow flycatcher* is small bird that is typically breeds in shrubby areas with standing water or along streams. There are no streams or standing bodies of water near the school campus. It is not likely that any willow flycatchers will be encountered near the school campus due to the lack of riparian habitat in the surrounding area.<sup>32</sup>
- The *Belding's savannah sparrow* is a small bird that has a habitat of coastal salt marshes. It is not likely that this bird species would be found near the project area due its location inland and lack of coastal salt marshes.<sup>33</sup>

The proposed project will have no impact on the aforementioned species because the Maybrook School campus is located in the midst of an urban area. The school campus and surrounding areas are not conducive to the survival of the aforementioned species due to the lack of suitable *natural* habitat. As a result, no impacts on any candidate, sensitive, or special status species will result from proposed project's implementation.

<sup>28</sup> California Department of Fish and Wildlife. *Bios Viewer*. <https://map.dfg.ca.gov/bios/?tool=cnddbQuick>. Website accessed on March 20, 2019.

<sup>29</sup> Audubon. *California Gnatcatcher (Polioptila californica)*. <https://www.audubon.org/field-guide/bird/california-gnatcatcher>.

<sup>30</sup> California Partners in Flight Riparian Bird Conservation Plan. *Least Bell's Vireo (Vireo bellii pusillus)*. [http://www.prbo.org/calpif/htmldocs/species/riparian/least\\_bell\\_vireo.htm](http://www.prbo.org/calpif/htmldocs/species/riparian/least_bell_vireo.htm).

<sup>31</sup> Audubon. *Bank Swallow (Riparia riparia)*. <https://www.audubon.org/guia-de-aves/ave/bank-swallow>. [http://www.prbo.org/calpif/htmldocs/species/riparian/bank\\_swallow\\_acct2.html](http://www.prbo.org/calpif/htmldocs/species/riparian/bank_swallow_acct2.html).

<sup>32</sup> National Audubon Society. *Willow Flycatcher*. <http://www.audubon.org/field-guide/bird/willow-flycatcher>. The Cornell Lab of Ornithology. All About Birds. *Willow Flycatcher*. [https://www.allaboutbirds.org/guide/Willow\\_Flycatcher/id](https://www.allaboutbirds.org/guide/Willow_Flycatcher/id).

<sup>33</sup> San Elijo Lagoon Conservancy. *Belding's Savannah Sparrow*. <https://www.sanelijo.org/animal-guide/belding%E2%80%99s-savannah-sparrow>.

- B. *Would the project have a substantial adverse effect on any riparian habitat or other sensitive natural community identified in local or regional plans, policies, regulations or by the California Department of Fish and Game or U.S. Fish and Wildlife Service? • No Impact.***

The Maybrook School campus is currently disturbed (developed) and does not offer a suitable habitat for any species. There are no local or regional plans, policies, or regulations that identify any riparian habitat or other sensitive natural community at or adjacent to the school campus nor does the California Department of Fish and Wildlife identify any such habitat. A review of the U.S. Fish and Wildlife Service National Wetlands Inventory, Wetlands Mapper confirmed that there are no wetlands or riparian habitat present within or adjacent to the school campus (refer to Exhibit 3-2). The nearest wetland is La Mirada Creek, which is primarily concrete-lined and is not located adjacent to the school campus. This conclusion is supported by the field surveys of the school campus and the surrounding areas.<sup>34</sup> As a result, no impacts on riparian habitats will result from the proposed project's implementation.

- C. *Would the project have a substantial adverse effect on State or Federally protected wetlands (including, but not limited to, marsh, vernal pool, coastal, etc.) through direct removal, filling, hydrological interruption, or other means? • No Impact.***

As previously mentioned, the Maybrook School campus is located in the midst of an urbanized setting. A review of the U.S. Fish and Wildlife Service National Wetlands Inventory, Wetlands Mapper confirmed that there are no wetlands or riparian habitat present within or adjacent to the school campus (refer to Exhibit 3-2). The nearest wetland is La Mirada Creek, which is primarily concrete-lined and is not located adjacent to the Maybrook School campus. The proposed improvements and other activities will be limited to the campus and will not affect any designated wetlands. As a result, no impacts will occur.

- D. *Would the project interfere substantially with the movement of any native resident or migratory fish or wildlife species or with established native resident or migratory life corridors, or impede the use of native wildlife nursery sites? • No Impact.***

There are no areas of natural open space or areas of significant biological value within or adjacent to the Maybrook School campus. In addition, there are no bodies of water that could provide a habitat for migratory birds. As indicated on the National Wetlands Inventory, the nearest wetland is La Mirada Creek, which is primarily concrete-lined and is not located adjacent to the campus.<sup>35</sup> Therefore, the proposed project will not infringe upon any bodies of water or habitats. The Maybrook School campus does not function as a migratory corridor for the movement of native or migratory animals. Constant disturbance (noise and vibration) from vehicles traveling on the adjacent roadways further limit the project site's utility as a migration corridor. As a result, the proposed project will not affect wildlife migration in the area or otherwise impede the use of native wildlife nursery sites. As a result, no impacts will occur.

<sup>34</sup> U.S. Fish and Wildlife Service. National Wetlands Inventory – V2. <https://www.fws.gov/Wetlands/data/Mapper.html>. Website accessed March 20, 2019.

<sup>35</sup> Ibid.



**EXHIBIT 3-2**  
**LAND COVER AND WETLANDS MAP**  
SOURCE: U.S. FISH AND WILDLIFE SERVICE, WETLANDS MAPPER

- E. *Would the project conflict with any local policies or ordinances protecting biological resources, such as a tree preservation policy or ordinance?* • *No Impact.*

There are a number of mature significant trees, including Coast Live-Oak trees (*Quercus agrifolia*) located in the northern and western portion of the campus. The proposed campus improvements will not require or otherwise involve any tree removal. As a result, the proposed project's implementation will not result in any impact on protected trees or Heritage trees. All of the on-site trees will remain and will not be altered. As a result, no impacts will occur.

- F. *Would the project conflict with the provisions of an adopted Habitat Conservation Plan, Natural Community Conservation Plan, or other approved local, regional, or state habitat conservation plan?* • *Less than Significant Impact.*

Major physiographic features located in the vicinity of the school campus include the La Mirada Creek (located approximately 750 feet west of the campus), the Puente Hills (located approximately 1.50 miles north of the campus), and the West Coyote Hills (located approximately 1.25 miles south of the campus).<sup>36</sup> The proposed project will not impact an adopted or approved local, regional, or State habitat conservation plan because the proposed project is located in the midst of an urban area. In addition, the Maybrook School campus is not located near any Significant Ecological Areas, as designated by the Los Angeles County Department of Regional Planning.<sup>37</sup>

The existing Maybrook School campus includes a *School Garden* and a *Habitat Garden* within the campus boundaries. The School Garden is located in the northwest corner of the existing campus and consists of approximately 11,500 square feet. The garden is currently used as an extracurricular activity for the current students. Various plants, including fruits and vegetables, are grown in the garden. The garden also includes a hen house. The vegetation grown in the garden also attracts a number of butterfly species. The garden is a designated "Monarch Waystation." This designation acknowledges that the garden provides milkweed, nectar sources, and shelter needed to sustain the monarch butterflies (*Danaus plexippus*) as they migrate through North America. The garden was certified and registered by *Monarch Watch* as an official monarch waystation. The proposed project's implementation, will not involve the removal or dislocation of the existing School Garden.<sup>38</sup>

The Habitat Garden is located to the east of the smaller parking lot and north of the modular classrooms that comprise the existing Kindergarten area. These existing modular classrooms will be replaced by new modular classrooms that will be used for Kindergarten classrooms. The Habitat Garden consists of approximately 4,560 square feet. A wide variety of native plants have been planted over the years attracting a variety of animal and avian species. The Habitat Garden is designated Wildlife Micro Ecosystem within an Inhabited Community and is certified with The National Wildlife Federation.<sup>39</sup> The site plan indicates the Habitat Garden area will be retained. The construction activities involving the removal of the existing modular classrooms and their

<sup>36</sup> Google Earth. Website accessed March 20, 2019.

<sup>37</sup> County of Los Angeles Department of Regional Planning. *Significant Ecological Areas and Coastal Resource Areas Policy Map*. February 2015.

<sup>38</sup> This information is cited on an existing sign that is posted at the entry to the garden.

<sup>39</sup> Ms. Debra Lee. E-mail to Marc Blodgett dated April 2, 2019.

replacement with the new classrooms will occur during the summer months. The animal, avian, and insect species are the least sensitive during the warmer, summer months. As a result, no dislocation impacts will occur and the impacts will be less than significant.

### **MITIGATION MEASURES**

The analysis of biological resources impacts indicated that no impacts on these resources would occur as part of the proposed project's implementation. As a result, no mitigation is required.

### 3.5 CULTURAL RESOURCES

| Environmental Issue Areas Examined  | Potentially Significant Impact | Less Than Significant Impact With Mitigation | Less Than Significant Impact | No Impact |
|---|--------------------------------|--|------------------------------|-----------|
| A. <i>Would the project cause a substantial adverse change in the significance of a historical resource pursuant to §15064.5 of the CEQA Guidelines?</i>      |                                |  |                              | ✘         |
| B. <i>Would the project cause a substantial adverse change in the significance of an archaeological resource pursuant to §15064.5 of the CEQA Guidelines?</i> |                                |  | ✘                            |           |
| C. <i>Would the project disturb any human remains, including those interred outside of dedicated cemeteries?</i>  |                                |  | ✘                            |           |

#### ANALYSIS OF ENVIRONMENTAL IMPACTS

A. *Would the project cause a substantial adverse change in the significance of a historical resource pursuant to §15064.5 of the CEQA Guidelines?* • No Impact.

Historic structures and sites are defined by local, State, and Federal criteria. A site or structure may be historically significant if it is locally protected through a General Plan or historic preservation ordinance. In addition, a site or structure may be historically significant according to State or Federal criteria even if the locality does not recognize such significance. To be considered eligible for the National Register, a property's significance may be determined if the property is associated with events, activities, or developments that were important in the past, with the lives of people who were important in the past, or represents significant architectural, landscape, or engineering elements. Specific criteria include the following:<sup>40</sup>

- Districts, sites, buildings, structures, and objects that are associated with the lives of significant persons in or past;
- Districts, sites, buildings, structures, and objects that embody the distinctive characteristics of a type, period, or method of construction, or that represent the work of a master, or that possess high artistic values, or that represent a significant and distinguishable entity whose components may lack individual distinction; or,
- Districts, sites, buildings, structures, and objects that have yielded or may be likely to yield, information important in history or prehistory.

Ordinarily, properties that have achieved significance within the past 50 years are not considered eligible for the National Register. However, such properties *will qualify* if they are integral parts of districts that do meet the criteria or if they fall within the following categories:

<sup>40</sup> U. S. Department of the Interior, National Park Service. How to Apply the National Register Criteria for Evaluation. <https://www.nps.gov/nr/publications/bulletins/nrb15/>.

INITIAL STUDY & NEGATIVE DECLARATION  
MAYBROOK SCHOOL IMPROVEMENT PROJECT • LOWELL JOINT SCHOOL DISTRICT

- A religious property deriving primary significance from architectural or artistic distinction or historical importance;
- Districts, sites, buildings, structures, and objects that are associated with events that have made a significant contribution to the broad patterns of our history;
- A building or structure removed from its original location that is significant for architectural value, or which is the surviving structure is associated with a historic person or event;
- A birthplace or grave of a historical figure of outstanding importance if there is no appropriate site or building associated with his or her productive life;
- A cemetery that derives its primary importance from graves of persons of transcendent importance, from age, from distinctive design features, or from association with historic events;
- A reconstructed building when accurately executed in a suitable environment and presented in a dignified manner as part of a restoration master plan, and when no other building or structure with the same association has survived;
- A property primarily commemorative in intent if design, age, tradition, or symbolic value has invested it with its own exceptional significance; or,
- A property achieving significance within the past 50 years if it is of exceptional importance.<sup>41</sup>

The State has established California Historical Landmarks that include sites, buildings, features, or events that are of statewide significance and have anthropological, cultural, military, political, architectural, economic, scientific or technical, religious, experimental, or other value. California Points of Historical Interest have a similar definition, except they are deemed of local significance.

The existing Maybrook School campus is not historically significant. There are no properties recorded on the National Register of Historic Places and the list of California Historical Resources near the school campus.<sup>42</sup> In addition, the proposed project will be limited to the campus and will not affect any existing resources listed on the National or State Register or those identified as being eligible for listing on the National or State Register. As a result, no impacts are associated with the proposed project's implementation.

<sup>41</sup> U. S. Department of the Interior, National Park Service. *National Register of Historic Places*. <http://nrhp.focus.nps.gov>. 2010.

<sup>42</sup> U. S. Department of the Interior, National Park Service. *National Register of Historic Places*. <http://focus.nps.gov/nrhp>. Secondary Source: California State Parks, Office of Historic Preservation. *Listed California Historical Resources*. Website accessed March 21, 2019.



- B. *Would the project cause a substantial adverse change in the significance of an archaeological resource pursuant to §15064.5 of the CEQA Guidelines? • Less than Significant Impact.***

The greater Los Angeles Basin was previously inhabited by the Gabrieleño-people, named after the San Gabriel Mission. The Gabrieleño tribe has lived in this region for around 7,000 years.<sup>43</sup> Prior to Spanish contact, approximately 5,000 Gabrieleño people lived in villages throughout the Los Angeles Basin.<sup>44</sup> The proposed project site is currently occupied by school uses. Although the school campus and the surrounding properties have been subject to disturbance to accommodate the existing buildings, the campus is situated in an area of high archaeological significance. However, the proposed project will not involve extensive excavation; the maximum depth of excavation will be approximately 18 inches deep for utility lines and footings for the modular buildings (the new modular buildings will be pre-assembled prior to delivery and installation). As a result, the potential impacts will be less than significant.

- C. *Would the project disturb any human remains, including those interred outside of dedicated cemeteries? • Less than Significant Impact.***

There are no dedicated cemeteries located on-site or within the vicinity of the school campus.<sup>45</sup> The construction process is unlikely to uncover human remains due to the limited excavation that is to be performed on-site. In addition, human remains are unlikely to be uncovered due to the level of urbanization present and the amount of disturbance sustained to accommodate the surrounding development. Notwithstanding, in the unlikely event that remains are uncovered by construction crews, all excavation activities shall be halted and the Los Angeles County Sheriff's Department (LASD) will be contacted (the LASD will then contact the Los Angeles County Coroner). In addition, a mitigation measure is provided in Section 3.18 (Tribal Cultural Resources) to ensure that a tribal representative is present during construction-related ground-disturbing activities. As a result, the proposed construction activities are not anticipated to impact any interred human remains and the impacts are considered to be less than significant.

## **MITIGATION MEASURES**

The analysis of potential cultural resources impacts indicated that the existing Maybrook School campus is not historically significant. In addition, the proposed project will not involve extensive excavation; the maximum depth of excavation will be approximately 18 inches deep for utility lines and footings for the modular buildings (the new modular buildings will be pre-assembled prior to delivery and installation). Therefore, no mitigation measures are required.

<sup>43</sup> Tongva People of Sunland-Tujunga. *Introduction*. [http://www.lausd.k12.ca.us/Verdugo\\_HS/classes/multimedia/intro.html](http://www.lausd.k12.ca.us/Verdugo_HS/classes/multimedia/intro.html).

<sup>44</sup> Rancho Santa Ana Botanical Garden. *Tongva Village Site*. <http://www.rsabg.org/tongva-village-site-1>.

<sup>45</sup> Google Earth. Website accessed March 21, 2019.

### 3.6 ENERGY

| Environmental Issue Areas Examined  | Potentially Significant Impact | Less Than Significant Impact With Mitigation | Less Than Significant Impact | No Impact |
|---|--------------------------------|--|------------------------------|-----------|
| A. <i>Would the project result in a potentially significant environmental impact due to wasteful, inefficient, or unnecessary consumption of energy resources during project construction or operation?</i> |                                |  | ✗                            |           |
| B. <i>Would the project conflict with or obstruct a State or local plan for renewable energy or energy efficiency?</i>  |                                |  | ✗                            |           |

#### ANALYSIS OF ENVIRONMENTAL IMPACTS

A. *Would the project result in a potentially significant environmental impact due to wasteful, inefficient, or unnecessary consumption of energy resources during project construction or operation? • Less than Significant Impact.*

Table 3-4 below provides an estimate of electrical and natural gas consumption for the proposed project. As indicated in the table, the project is estimated to consume approximately 504,850 kilowatts (kWh) of electricity and 3,155 therms of natural gas on an annual basis.

**Table 3-4  
Estimated Annual Energy Consumption**

| Project   | Consumption Rate             | Total Project Consumption |
|---|------------------------------|---------------------------|
| <b>Proposed Project (assumes 105,177 square feet)</b> |                              |                           |
| Electrical Consumption                                | 4.80 kWh/square feet/year    | 504,850 kWh/year total    |
| Natural Gas Consumption                               | 0.03 therms/square feet/year | 3,155 therms/year total   |

Source: CEC End-Use Survey.

It is important to note that the project will include energy efficient fixtures. In addition, the energy consumption rates do not reflect the more stringent 2016 California Building and Green Building Code requirements. The proposed project will be in accordance with the City's Building Code requirements and with Part 6 and Part 11 of Title 24 of the California Code of Regulations. Any new lighting will conform to all state and local building code and lighting regulations. As a result, the potential impacts are considered to be less than significant.

B. *Would the project conflict with or obstruct a State or local plan for renewable energy or energy efficiency? • Less than Significant Impact.*

The California Public Utilities Commission prepared an updated Energy Efficiency Strategic Plan in 2011 with the goal of promoting energy efficiency and a reduction in Greenhouse Gases (GHG). Assembly Bill 1109, which was adopted in 2007, also serves as a framework for lighting efficiency. This bill would require the State Energy Resources Conservation and Development Commission to

adopt minimum energy efficiency standards structured to reduce average statewide electrical energy consumption by not less than 50% from the 2007 levels for indoor residential lighting and not less than 25% from the 2007 levels for indoor commercial and outdoor lighting by 2018. According to the Energy Efficiency Strategic Plan, lighting comprises approximately one-fourth of California's electricity use while nonresidential sector exterior lighting (parking lot, area, walkway, and security lighting) usage comprises 1.4% of California's total electricity use, much of which occurs during limited occupancy periods.<sup>46</sup> As indicated previously, the project will be involved in school uses. A majority of the energy that will be consumed by daily operations will be related to lighting, air conditioning and ventilation. As a result, the potential impacts are considered to be less than significant.

### **MITIGATION MEASURES**

The analysis determined that the proposed project will not result in significant impacts related to energy and mitigation measures are not required.

---

<sup>46</sup> California Public Utilities Commission. *Energy Efficiency Strategic Plan*. Plan updated January 2011.

### 3.7 GEOLOGY & SOILS

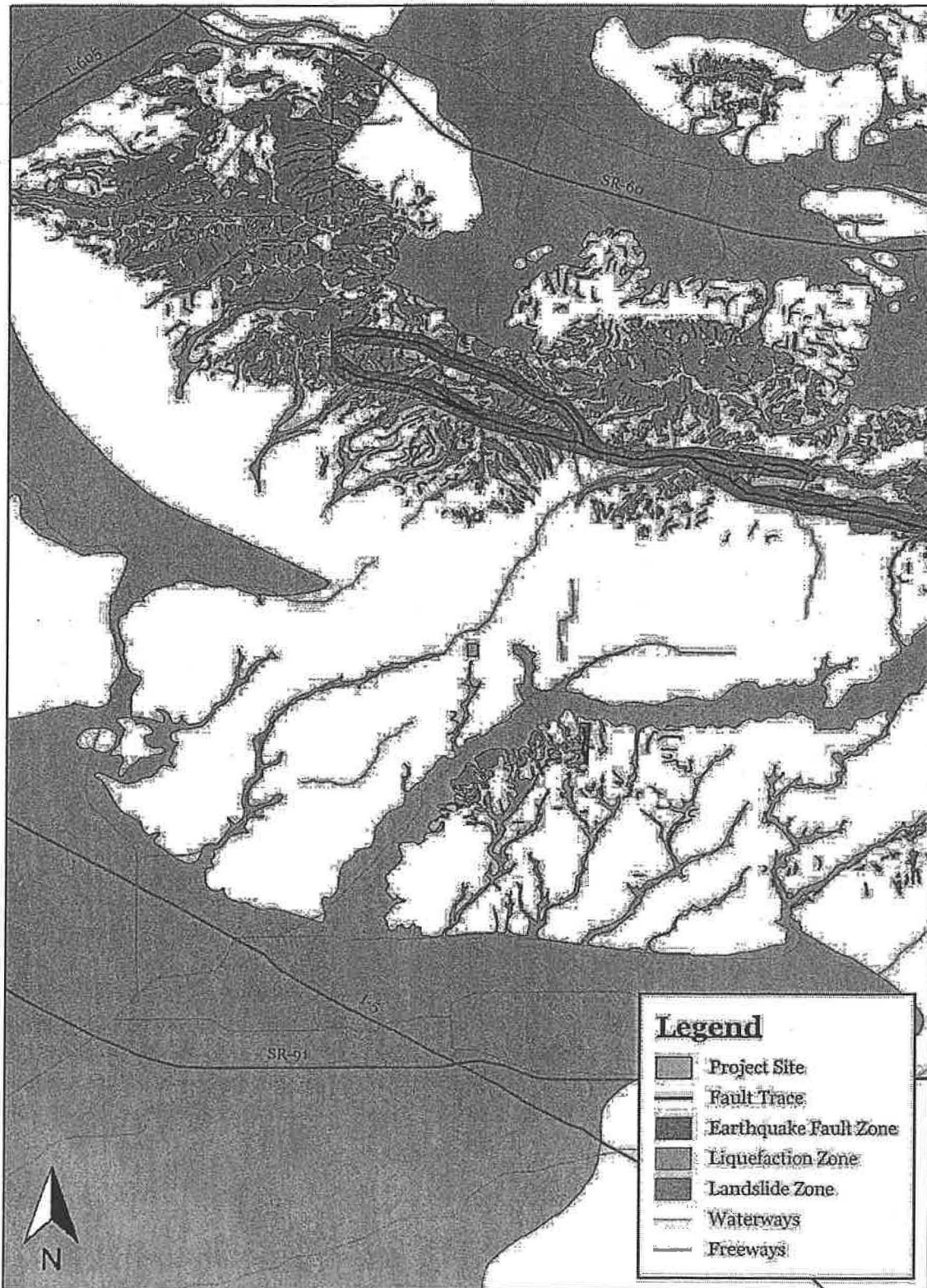
| Environmental Issue Areas Examined   | Potentially Significant Impact | Less Than Significant Impact With Mitigation | Less Than Significant Impact | No Impact |
|--|--------------------------------|--|------------------------------|-----------|
| <b>A. Would the project directly or indirectly cause potential substantial adverse effects, including the risk of loss, injury, or death involving rupture of a known earthquake fault, as delineated on the most recent Alquist-Priolo Earthquake Fault Zoning Map issued by the State Geologist for the area or based on other substantial evidence of a known fault; strong seismic ground shaking; seismic-related ground failure, including liquefaction; or, landslides?</b> |                                |  | X                            |           |
| <b>B. Would the project result in substantial soil erosion or the loss of topsoil?</b>   |                                |  | X                            |           |
| <b>C. Would the project be located on a geologic unit or soil that is unstable, or that would become unstable as a result of the project, and potentially result in on- or off-site landslide, lateral spreading, subsidence, liquefaction or collapse?</b>  |                                |  | X                            |           |
| <b>D. Would the project be located on expansive soil, as defined in Table 18-1-B of the Uniform Building Code (2012), creating substantial direct or indirect risks to life or property?</b>   |                                |  | X                            |           |
| <b>E. Would the project have soils incapable of adequately supporting the use of septic tanks or alternative wastewater disposal systems where sewers are not available for the disposal of wastewater?</b>  |                                |  |                              | X         |
| <b>F. Would the project directly or indirectly destroy a unique paleontological resource or site or unique geologic feature?</b>   |                                |  |                              | X         |

#### ANALYSIS OF ENVIRONMENTAL IMPACTS

**A. Would the project directly or indirectly cause potential substantial adverse effects, including the risk of loss, injury, or death involving rupture of a known earthquake fault, as delineated on the most recent Alquist-Priolo Earthquake Fault Zoning Map issued by the State Geologist for the area or based on other substantial evidence of a known fault; strong seismic ground shaking; seismic-related ground failure, including liquefaction; or, landslides? • Less than Significant Impact.**

*Rupture of a known earthquake fault:*

The school campus is located in a seismically active region (refer to Exhibit 3-3). Many major and minor local faults traverse the entire Southern California region, posing a threat to millions of residents. Earthquakes from several active and potentially active faults in the Southern California region could affect the Maybrook campus.



**EXHIBIT 3-3**  
**SEISMIC HAZARDS MAP**  
SOURCE: CALIFORNIA GEOLOGICAL SURVEY AND QGIS

In 1972, the Alquist-Priolo Earthquake Zoning Act was passed in response to the damage sustained in the 1971 San Fernando Earthquake. The Alquist-Priolo Earthquake Fault Zoning Act's main purpose is to prevent the construction of buildings used for human occupancy on the surface trace of active faults.<sup>47</sup> A list of cities and counties subject to the Alquist-Priolo Earthquake Fault Zones is available on the State's Department of Conservation website. The Maybrook School campus, the County and the cities of Whittier and La Habra are on the list. However, the campus itself is not bisected by an active fault trace.<sup>48</sup> The West Coyote Hills Fault and the Whittier Fault are the closest known faults to the campus. The West Coyote Hills Fault is located approximately 1.30 miles southeast of the Maybrook School campus and the Whittier Fault is located approximately 2.60 miles northeast of the school (refer to Exhibit 3-3).<sup>49</sup> The proposed project will be subject to all applicable County and State building regulations, including the California Building Code to ensure that potential impacts are less than significant.

*Strong seismic ground shaking:*

As previously mentioned, the Maybrook School campus and the cities of Whittier and La Habra are located within an Alquist-Priolo Special Studies Zone. However, the campus itself is not bisected by an active fault trace.<sup>50</sup> The campus is not located within the fault zone of the West Coyote Hills Fault or the Whittier Fault (refer to Exhibit 3-3) and the proposed project will be subject to all applicable County and State building regulations, including the California Building Code to ensure that potential impacts are less than significant.

*Seismic-related ground failure, including liquefaction, or landslides:*

Liquefaction is the process by which water-saturated sediment temporarily loses strength and acts as a fluid. Essentially, liquefaction is the process by which the ground soil loses strength due to an increase in water pressure following seismic activity.<sup>51</sup> According to the California Department of Conservation, California Geologic Survey, the campus is not located within a potential liquefaction hazard zone (refer to Exhibit 3-3).<sup>52</sup> In addition, the campus will not be subject to the risk of landslides (refer to Exhibit 3-3).

As previously mentioned, the proposed project will be subject to all applicable County and State building regulations, including the California Building Code to ensure that potential impacts are less than significant. As a result, the potential impacts in regards to ground shaking, liquefaction, and landslides are less than significant.

---

<sup>47</sup> California Department of Conservation. *What is the Alquist-Priolo Act.* <http://www.conservation.ca.gov/cgs/rghm/ap/Pages/main.aspx>.

<sup>48</sup> California Department of Conservation. *Table 4, Cities and Counties Affected by Alquist Priolo Earthquake Fault Zones as of January 2010.* <https://www.conservation.ca.gov/cgs/Pages/Earthquakes/affected.aspx>.

<sup>49</sup> Google Earth. Website accessed March 22, 2019.

<sup>50</sup> California Department of Conservation. *Table 4, Cities and Counties Affected by Alquist Priolo Earthquake Fault Zones as of January 2010.* <https://www.conservation.ca.gov/cgs/Pages/Earthquakes/affected.aspx>.

<sup>51</sup> U.S. Geological Survey. *About Liquefaction.* <http://geomaps.wr.usgs.gov/sfgeo/liquefaction/aboutliq.html>.

<sup>52</sup> California Department of Conservation. *Regulatory Maps.* <http://maps.conservation.ca.gov/cgs/informationwarehouse/index.html?map=regulatorymaps>.

**B. *Would the project result in substantial soil erosion or the loss of topsoil? • Less than Significant Impact.***

According to the USDA Web Soil Survey, the campus is underlain by soils of various soil associations, which have various degrees of runoff and erosion. The majority of the campus is underlain with soils of the Urban Land-Thums-Pierview complex, zero to five percent slopes. A small portion of the southeastern corner of the campus is underlain with Alo clay, 9 to 15% slopes (refer to Exhibit 3-4). The Urban Land-Thums-Pierview complex soils have a composition of 45% Urban land, 25% Thums, 15% Pierview, 5% Azuvina, 5% Oxyaquic Haploxerolls and 5% Xerothents. The Alo clay soils have composition of 85% Alo clay, 5% Bosanko, 5% Anaheim, and 5% Balcom.<sup>53</sup>

Urban Land-Thums-Pierview complex soils (which underlie the majority of the campus) have a slight risk for erosion; however, construction activities and the placement of “permanent vegetative cover” will reduce the soil’s erosion risk.<sup>54</sup> In addition, Urban Land-Thums-Pierview complex soils are described as being used almost exclusively for residential and industrial development, as evident by the current level of urbanization present within the campus and surrounding areas.<sup>55</sup> As a result, the impacts will be less than significant.

**C. *Would the project be located on a geologic unit or soil that is unstable, or that would become unstable as a result of the project, and potentially result in on- or off-site landslide, lateral spreading, subsidence, liquefaction or collapse? • Less than Significant Impact.***

Lateral spreading is a phenomenon that is characterized by the horizontal, or lateral, movement of the ground. Lateral spreading could be liquefaction-induced or can be the result of excess moisture within the underlying soils. As previously mentioned, the campus is not located within a potential liquefaction hazard zone (refer to Exhibit 3-3).<sup>56</sup>

Subsidence occurs via soil shrinkage and is triggered by a significant reduction in an underlying groundwater table, thus causing the earth on top to sink.<sup>57</sup> Shrinking and swelling is influenced by the amount of clay present in the underlying soils. The campus is underlain by soils of various soil associations, which have various levels of clay. As previously mentioned, the proposed project will be subject to all applicable County and State building regulations, including the California Building Code to ensure that potential impacts are less than significant. Therefore, less than significant impacts related to unstable soils and subsidence are expected.

<sup>53</sup> University of California, Davis, Agriculture and Natural Resources. *SoilWeb*. <https://casoilresource.lawr.ucdavis.edu/gmap/>. Website accessed March 22, 2019.


<sup>54</sup> United States Department of Agriculture, Soil Conservation Service. *Report and General Soil Map, Los Angeles County, California*. Revised 1969. And United States Department of Agriculture. *Web Soil Survey*. <https://websoilsurvey.sc.egov.usda.gov/App/WebSoilSurvey.aspx>

<sup>55</sup> Ibid.

<sup>56</sup> California Department of Conservation. *Regulatory Maps*. <http://maps.conservation.ca.gov/cgs/informationwarehouse/index.html?map=regulatorymaps>.

<sup>57</sup> Subsidence Support. *What Causes House Subsidence?* <http://www.subsidence-support.co.uk/what-causes-subsidence.htm>.

INITIAL STUDY & NEGATIVE DECLARATION  
 MAYBROOK SCHOOL IMPROVEMENT PROJECT • LOWELL JOINT SCHOOL DISTRICT



**EXHIBIT 3-4**  
**SOILS MAP**

SOURCE: CALIFORNIA GEOLOGICAL SURVEY AND QGIS



- D. *Would the project be located on expansive soil, as defined in Table 18-1-B of the Uniform Building Code (2012), creating substantial direct or indirect risks to life or property? • Less than Significant Impact.*

The Maybrook School campus is underlain by soils of various soil associations, which have various levels of clay, therefore a slight subsidence potential may exist. As previously mentioned, the proposed project will be subject to all applicable County and State building regulations, including the California Building Code to ensure that potential impacts are less than significant. The new classroom buildings will consist of portable modular classrooms. Therefore, less than significant impacts related to expansive soils are expected.

- E. *Would the project have soils incapable of adequately supporting the use of septic tanks or alternative wastewater disposal systems where sewers are not available for the disposal of wastewater? • No Impact.*

No septic tanks will be used in conjunction with the operation of the school. New water and sewer line connections will be required to serve the school. As a result, no impacts associated with the use of septic tanks or alternative wastewater disposal systems will occur as part of the proposed project.

- F. *Would the project directly or indirectly destroy a unique paleontological resource or site or unique geologic feature? • No Impact.*

The likelihood of the discovery of paleontological resources or unique geologic features on-site is considered to be low given the extensive ground disturbance that has occurred throughout the project area. In addition, the limited excavation for the new modular structures is not likely to encounter any resources. The upper sediments that underlie the campus consist of younger Quaternary Alluvium, which have a low paleontological sensitivity. These younger sediments, however, overlie Older Quaternary Alluvium which is considered to be sensitive.<sup>58</sup> The maximum depth of excavation will be approximately 18 inches deep. Therefore, the extent of the ground excavation will not extend into the Older Quaternary Alluvium and will not lead to any impacts.

## MITIGATION MEASURES

The analysis of potential impacts related to geology and soils indicated that the proposed project would not result in any significant adverse impacts. As a result, no mitigation measures are required.

<sup>58</sup> Los Angeles, City of. *L.A. CEQA Thresholds Guide. Section D.1 Paleontological Resources.* <http://www.environmentla.org/programs/Thresholds/D-Cultural>.

### 3.8 GREENHOUSE GAS EMISSIONS

| Environmental Issue Areas Examined  | Potentially Significant Impact | Less Than Significant Impact With Mitigation | Less Than Significant Impact | No Impact |
|---|--------------------------------|--|------------------------------|-----------|
| A. Would the project generate greenhouse gas emissions, either directly or indirectly, that may have a significant impact on the environment?       |                                |  | X                            |           |
| B. Would the project conflict with an applicable plan, policy, or regulation adopted for the purpose of reducing the emissions of greenhouse gases? |                                |  |                              | X         |

#### ENVIRONMENTAL ANALYSIS

A. *Would the project generate greenhouse gas emissions, either directly or indirectly, that may have a significant impact on the environment? • Less than Significant Impact.*

The State of California requires CEQA documents include an evaluation of greenhouse gas (“GHG”) emissions or gases that trap heat in the atmosphere. GHG are emitted by both natural processes and human activities. Examples of GHG that are produced both by natural and industrial processes include carbon dioxide (CO<sub>2</sub>), methane (CH<sub>4</sub>), and nitrous oxide (N<sub>2</sub>O). The accumulation of GHG in the atmosphere regulates the earth’s temperature. Without these natural GHG, the Earth’s surface would be about 61°F cooler. The passage of Assembly Bill (AB) 32, the California Global Warming Solutions Act of 2006, established the California target to achieve reductions in GHG to 1990 GHG emission levels by the year 2020.<sup>59</sup>

The SCAQMD has established a single quantified threshold of 10,000 metric tons of CO<sub>2</sub>E (MTCO<sub>2</sub>E) per year for new development.<sup>60</sup> Carbon dioxide equivalent, or CO<sub>2</sub>E, is a term that is used for describing different greenhouses gases in a common and collective unit. Sources of GHG emissions related to the proposed project would be those related to vehicle travel and off-site electrical power generation. As indicated in Section 3.6, Energy, A, the proposed project will not result in wasteful, inefficient, or unnecessary consumption of energy during construction or operation. Table 3-5 provided on the following page, summarizes annual GHG (CO<sub>2</sub>E) emissions from the proposed project.

As indicated in Table 3-5, the CO<sub>2</sub>E total for the project is significantly lower than the threshold of 10,000 MTCO<sub>2</sub>E per year. Since the project’s operational emissions will be below the quantified threshold of significance, the potential impacts are considered to be less than significant.

<sup>59</sup> California, State of. OPR Technical Advisory – CEQA and Climate Change: Addressing Climate Change through the California Environmental Quality Act (CEQA) Review. June 19, 2008.

<sup>60</sup> SCAQMD. Greenhouse Gas CEQA Significance Threshold Stakeholder Working Group Meeting #15. [https://planning.lacity.org/eir/8150Sunset/References/4.E.%20Greenhouse%20Gas%20Emissions/GHG.39\\_SCAQMD%20GHG%20Meeting%2015.pdf](https://planning.lacity.org/eir/8150Sunset/References/4.E.%20Greenhouse%20Gas%20Emissions/GHG.39_SCAQMD%20GHG%20Meeting%2015.pdf).

**Table 3-5  
Greenhouse Gas Emissions Inventory**

| Source   | GHG Emissions (lbs/day) |                 |                  |  |
|--|-------------------------|-----------------|------------------|--|
|  | CO <sub>2</sub>         | CH <sub>4</sub> | N <sub>2</sub> O | CO <sub>2</sub> E                              |
| Long-term Area Emissions                             | 0.18                    | --              | --               | 0.19   |
| Long-term Energy Emissions                           | 352.57                  | --              | --               | 354.66   |
| Long-term Mobile Emissions                           | 9,866.48                | 0.49            | --               | 9,878.66                                       |
| <b>Total Long-term Emissions</b>                     | <b>10,219.22</b>        | <b>0.49</b>     | <b>--</b>        | <b>10,233.51</b>                               |
| <b>Total Long-term Emissions (MTCO<sub>2</sub>E)</b> |                         |                 |                  | <b>1,693.60<br/>MTCO<sub>2</sub>E per year</b> |
| <b>Thresholds of Significance</b>                    |                         |                 |                  | <b>10,000<br/>MTCO<sub>2</sub>E per year</b>   |

Source: CalEEMod V.2016.3.2

- B. *Would the project conflict with an applicable plan, policy, or regulation adopted for the purpose of reducing the emissions of greenhouse gases? • No Impact.*

The passage of Assembly Bill (AB) 32, the California Global Warming Solutions Act of 2006, established the California target to achieve reductions in GHG to 1990 GHG emission levels by the year 2020.<sup>61</sup> As indicated previously, the construction and operation of the proposed project will result in the generation of a limited amount of emissions that will be below the SCAQMD's thresholds (refer to Table 3-5). Sources of GHG emissions related to the proposed project would be those related to vehicle travel and off-site electrical power generation. As indicated in Section 3.6, Energy, A, the proposed project will not result in wasteful, inefficient, or unnecessary consumption of energy during construction or operation. As a result, the proposed project will not involve or require any variance from an adopted plan, policy, or regulation governing GHG emissions and no impacts will occur.

### MITIGATION MEASURES

The analysis of potential impacts related to GHG emissions indicated that the proposed project would not result in any significant adverse impacts. As a result, no mitigation measures are required.

<sup>61</sup> California, State of. OPR Technical Advisory – CEQA and Climate Change: Addressing Climate Change through the California Environmental Quality Act (CEQA) Review. June 19, 2008.

### 3.9 HAZARDS & HAZARDOUS MATERIALS

| Environmental Issue Areas Examined   | Potentially Significant Impact | Less Than Significant Impact With Mitigation | Less Than Significant Impact | No Impact |
|--|--------------------------------|--|------------------------------|-----------|
| <i>A. Would the project create a significant hazard to the public or the environment through the routine transport, use, or disposal of hazardous materials?</i>   |                                |  |                              | ✗         |
| <i>B. Would the project create a significant hazard to the public or the environment through reasonably foreseeable upset and accident conditions involving the release of hazardous materials into the environment?</i>   |                                |  |                              | ✗         |
| <i>C. Would the project emit hazardous emissions or handle hazardous or acutely hazardous materials, substances, or waste within one-quarter mile of an existing or proposed school?</i>   |                                |  |                              | ✗         |
| <i>D. Would the project be located on a site which is included on a list of hazardous materials sites compiled pursuant to Government Code Section 65962.5 and, as a result, would it create a significant hazard to the public or the environment?</i>  |                                |  |                              | ✗         |
| <i>E. Would the project for a project located within an airport land use plan or, where such a plan has not been adopted, within two miles of a public airport or public use airport, would the project result in a safety hazard or excessive noise for people residing or working in the project area?</i> |                                |  |                              | ✗         |
| <i>F. Would the project impair implementation of or physically interfere with an adopted emergency response plan or emergency evacuation plan?</i>   |                                |  |                              | ✗         |
| <i>G. Would the project expose people or structures, either directly or indirectly, to a significant risk of loss, injury, or death involving wildland fires?</i>  |                                |  |                              | ✗         |

#### ANALYSIS OF ENVIRONMENTAL IMPACTS

- A. Would the project create a significant hazard to the public or the environment through the routine transport, use, or disposal of hazardous materials? • No Impact.*

The proposed project involves the upgrading and subsequent use of the Maybrook School campus as an interim campus for the LJSD's comprehensive modernization program for the District's five elementary schools and one intermediate school. To accommodate the students from the other LJSD District schools, certain improvements will be required to ensure that the Maybrook campus meets both the State's and District's requirements. The three main permanent buildings that comprise the main campus will remain, though they will be upgraded to accommodate seven classrooms and a multi-purpose room. Older modular buildings located in the southwestern portion of the campus will be removed and 24 new modular buildings will be installed in the southern portion of the campus. These new modular buildings will include classrooms, special

INITIAL STUDY & NEGATIVE DECLARATION  
MAYBROOK SCHOOL IMPROVEMENT PROJECT • LOWELL JOINT SCHOOL DISTRICT

resource programs, kindergarten, teacher facilities, and administration.<sup>62</sup> Other improvements will include new paving for parking, access, and playgrounds. Once in operation, the proposed project will involve school uses and will not involve the transport, use, or disposal of hazardous materials. Therefore, no impacts will result upon project implementation.

- B. *Would the project create a significant hazard to the public or the environment through reasonably foreseeable upset and accident conditions involving the release of hazardous materials into the environment? • No Impact.***

Government Code Section 65962.5 refers to the Hazardous Waste and Substances Site List, commonly known as the Cortese List, maintained by the California Department of Toxic Substances Control. A search of the EnviroStor database determined that there are no Cortese sites located within the campus or the surrounding area.<sup>63</sup> The United States Environmental Protection Agency's multi-system search Envirofacts was consulted and it was determined that the campus was not listed within the database.<sup>64</sup> Since the campus is not identified by any regulatory agency as having a known and recorded hazardous materials spills, releases or environmental-related violations, no impacts will occur.

- C. *Would the project emit hazardous emissions or handle hazardous or acutely hazardous materials, substances, or waste within one-quarter mile of an existing or proposed school? • No Impact.***

The proposed project involves improvements to an existing school site. The construction and operation of the proposed project will not involve any emissions of hazardous substances or the handling of any hazardous or acutely hazardous materials, substances, or waste. The proposed project will also not involve any changes to the surrounding environment which could result in the release of hazardous materials. As a result, no impacts will occur.

- D. *Would the project be located on a site which is included on a list of hazardous materials sites compiled pursuant to Government Code Section 65962.5 and, as a result, would it create a significant hazard to the public or the environment? • No Impact.***

Government Code Section 65962.5 refers to the Hazardous Waste and Substances Site List, commonly known as the Cortese List, maintained by the California Department of Toxic Substances Control. The Cortese list contains hazardous waste and substance sites including public drinking water wells with detectable levels of contamination, sites with known underground storage tanks (USTs) having a reportable release, solid waste disposal facilities from which there is a known migration, hazardous substance sites selected for remedial action, historic Cortese sites, and sites with known toxic material identified through the abandoned site assessment program. A search of the EnviroStor database indicated that there are no Cortese sites

---

<sup>62</sup> PBK Architects. *Maybrook Elementary School (Option A, Site Plan)*. February 28, 2019

<sup>63</sup> California Department of Toxic Substances Control, Envirostor. *Hazardous Waste and Substances Site Cortese List*. [http://www.envirostor.dtsc.ca.gov/public/search.asp?cmd=search&reporttype=CORTESE&site\\_type=CSITES.OPEN.FUDS.CLOSE&status=ACT.BKLG.COM&reporttitle=HAZARDOUS+WASTE+AND+SUBSTANCES+SITE+LIST](http://www.envirostor.dtsc.ca.gov/public/search.asp?cmd=search&reporttype=CORTESE&site_type=CSITES.OPEN.FUDS.CLOSE&status=ACT.BKLG.COM&reporttitle=HAZARDOUS+WASTE+AND+SUBSTANCES+SITE+LIST).

<sup>64</sup> United States Environmental Protection Agency. *Envirofacts-Multisystem Search*. <https://www3.epa.gov/enviro/?CFID=59839&CFTOKEN=30600241>.

located within the campus or the surrounding area.<sup>65</sup> As a result, no impacts will occur.

- E. *Would the project for a project located within an airport land use plan or, where such a plan has not been adopted, within two miles of a public airport or public use airport, would the project result in a safety hazard or excessive noise for people residing or working in the project area? • No Impact.*

The campus is not located within an airport land use plan and is not located within two miles of a public airport or public use airport.<sup>66</sup> The nearest airport is the Fullerton Airport, which is located approximately 3.5 miles south of the Maybrook campus. The proposed project will not introduce a structure that will interfere with the approach and take off of airplanes utilizing any regional airports. As a result, the proposed project will not result in a safety hazard or excessive noise for people residing or working in the project area.

- F. *Would the project impair implementation of or physically interfere with an adopted emergency response plan or emergency evacuation plan? • No Impact.*

At no time will Maybrook Avenue or any of the surrounding streets be completely closed to traffic. All construction staging areas will be located within the campus. As a result, the project would not impair the implementation of, or physically interfere with, an adopted emergency response plan or emergency evacuation plan and no impacts are associated with the proposed project's implementation.

- G. *Would the project expose people or structures, either directly or indirectly, to a significant risk of loss, injury, or death involving wildland fires? • No Impact.*

The area surrounding the campus is urban and there are no areas containing natural vegetation that could lead to a wildfire.<sup>67</sup> As a result, there are no impacts associated with potential wildfires from off-site locations.

## MITIGATION MEASURES

The analysis indicated that the construction and operation of the proposed project will not result in impacts associated with hazards and hazardous materials. Therefore, no mitigation measures are required.

<sup>65</sup> California Department of Toxic Substances Control, Envirostor. *Hazardous Waste and Substances Site Cortese List*. [http://www.envirostor.dtsc.ca.gov/public/search.asp?cmd=search&reporttype=CORTESE&site\\_type=CSITES.OPEN.FUDS.CLOSE&status=ACT.EKLG.COM&reporttitle=HAZARDOUS+WASTE+AND+SUBSTANCES+SITE+LIST](http://www.envirostor.dtsc.ca.gov/public/search.asp?cmd=search&reporttype=CORTESE&site_type=CSITES.OPEN.FUDS.CLOSE&status=ACT.EKLG.COM&reporttitle=HAZARDOUS+WASTE+AND+SUBSTANCES+SITE+LIST).

<sup>66</sup> Toll-Free Airline. *Los Angeles County Public and Private Airports, California*. <http://www.tollfreeairline.com/california/losangeles.htm>.

<sup>67</sup> Blodgett Baylosis Environmental Planning. *Site Surveys* (A series of site visits were conducted during the month of February and early March, 2019).

### 3.10 HYDROLOGY & WATER QUALITY

| Environmental Issue Areas Examined   | Potentially Significant Impact | Less Than Significant Impact With Mitigation | Less Than Significant Impact | No Impact |
|--|--------------------------------|--|------------------------------|-----------|
| A. <i>Would the project violate any water quality standards or waste discharge requirements or otherwise substantially degrade surface or groundwater quality?</i>   |                                |  | ✗                            |           |
| B. <i>Would the project substantially decrease groundwater supplies or interfere substantially with groundwater recharge such that the project may impede sustainable groundwater management of the basin?</i>   |                                |  |                              | ✗         |
| C. <i>Would the project substantially alter the existing drainage pattern of the site or area, including through the alteration of the course of a stream or river or through the addition of impervious surfaces, in a manner which would result in substantial erosion or siltation on- or off-site; substantially increase the rate or amount of surface runoff in a manner in which would result in flooding on- or off-site; create or contribute runoff water which would exceed the capacity of existing or planned stormwater drainage systems or provide substantial additional sources of polluted runoff; or, impede or redirect flood flows?</i> |                                |  |                              | ✗         |
| D. <i>In flood hazard, tsunami, or seiche zones, would the project risk release of pollutants due to project inundation?</i>   |                                |  |                              | ✗         |
| E. <i>Would the project conflict with or obstruct implementation of a water quality control plan or sustainable groundwater management plan?</i>   |                                |  |                              | ✗         |

#### 3.10.2 ANALYSIS OF ENVIRONMENTAL IMPACTS

- A. *Would the project violate any water quality standards or waste discharge requirements or otherwise substantially degrade surface or groundwater quality? • Less than Significant Impact.*

According to the site plan, the proposed project may provide up to 57,900 square feet of additional impervious surfaces. Therefore, the project contractors will be required to implement storm water pollution control measures pursuant to the National Pollutant Discharge Elimination System (NPDES) requirements. The Clean Water Act delineates a national permitting system for point discharges known as the NPDES. NPDES permits typically incorporate specific discharge limitations for point source discharges to ensure that dischargers meet permit conditions and protect State-defined water quality standards. The NPDES framework also regulates stormwater runoff originating from municipal and industrial sources.

The project contractors would also be required to prepare a Standard Urban Stormwater Management Plan (SUSMP) utilizing Best Management Practices (BMPs) to control or reduce the discharge of pollutants to the maximum extent practicable. The SUSMP will also identify post-construction BMPs that will be the responsibility of the contractors to implement over the life of

the project. With the above-mentioned regulations, the impacts would be reduced to levels that are considered to be less than significant.

- B. *Would the project substantially decrease groundwater supplies or interfere substantially with groundwater recharge such that the project may impede sustainable groundwater management of the basin? • No Impact.***

A search was conducted through the Regional Water Quality Control Board's on-line database Geotracker to identify the presence of any natural underground water wells within or adjacent to the Maybrook campus. The search yielded no results.<sup>68</sup> Therefore, excavation activities will not encounter and deplete groundwater supplies from any underlying aquifer. As a result, no impacts will occur.

- C. *Would the project substantially alter the existing drainage pattern of the site or area, including through the alteration of the course of a stream or river or through the addition of impervious surfaces, in a manner which would result in substantial erosion or siltation on- or off-site; substantially increase the rate or amount of surface runoff in a manner in which would result in flooding on- or off-site; create or contribute runoff water which would exceed the capacity of existing or planned stormwater drainage systems or provide substantial additional sources of polluted runoff; or, impede or redirect flood flows? • No Impact.***

As previously mentioned, the proposed project will require limited excavation for the utilities. The nearest body of water to the Maybrook campus is the La Mirada Creek, which is located approximately 750 feet west of the campus. La Mirada Creek is primarily concrete-lined, except for the northern portion of the creek. The proposed improvements will be restricted to the Maybrook School campus and will not alter the course of the nearby creeks.<sup>69</sup> As a result, no impacts will occur.

- D. *In flood hazard, tsunami, or seiche zones, would the project risk release of pollutants due to project inundation? • No Impact.***

The Maybrook School campus is not located in an area that is subject to inundation by seiche or tsunami. A seiche in the La Mirada Creek is not likely to happen due to the current level of channelization. In addition, the Maybrook campus is located inland approximately 14.75 miles from the Pacific Ocean and the campus would not be exposed to the effects of a tsunami.<sup>70</sup> As a result, no impacts will occur.

- E. *Would the project conflict with or obstruct implementation of a water quality control plan or sustainable groundwater management plan? • No Impact.***

The construction of the proposed project will result in minimal ground disturbance and will not result in a substantial amount of impervious surfaces. The maximum depth of excavation will be approximately 18 inches deep. Finally, the proposed project will not utilize any materials or

<sup>68</sup> Geotracker GAMA. <http://geotracker.waterboards.ca.gov/gama/gamamap/public/default.asp>. Website accessed March 22, 2019.

<sup>69</sup> Google Earth. Website accessed March 22, 2019.

<sup>70</sup> Ibid.



equipment that could lead to surface water pollution. As a result, no impacts will occur.

### **MITIGATION MEASURES**

The analysis indicated that the construction and operation of the proposed project will not result in impacts associated with hazards and hazardous materials. Therefore, no mitigation measures are required.

### 3.11 LAND USE & PLANNING

| Environmental Issue Areas Examined  | Potentially Significant Impact | Less Than Significant Impact With Mitigation | Less Than Significant Impact | No Impact |
|---|--------------------------------|--|------------------------------|-----------|
| A. <i>Would the project physically divide an established community?</i>   |                                |  |                              | ✘         |
| B. <i>Would the project cause a significant environmental impact due to a conflict with any land use plan, policy, or regulation adopted for the purpose of avoiding or mitigating an environmental effect?</i> |                                |  |                              | ✘         |

#### ANALYSIS OF ENVIRONMENTAL IMPACTS

**A. *Would the project physically divide an established community?* • No Impact.**

The Maybrook School campus is currently occupied by school uses. The proposed project involves the upgrading and subsequent use of the Maybrook School campus as an interim campus for the LJSD’s comprehensive modernization program for the District’s five elementary schools and one intermediate school. To accommodate the students from the other LJSD District schools, certain improvements will be required to ensure that the Maybrook School campus meets both the State’s and District’s requirements.

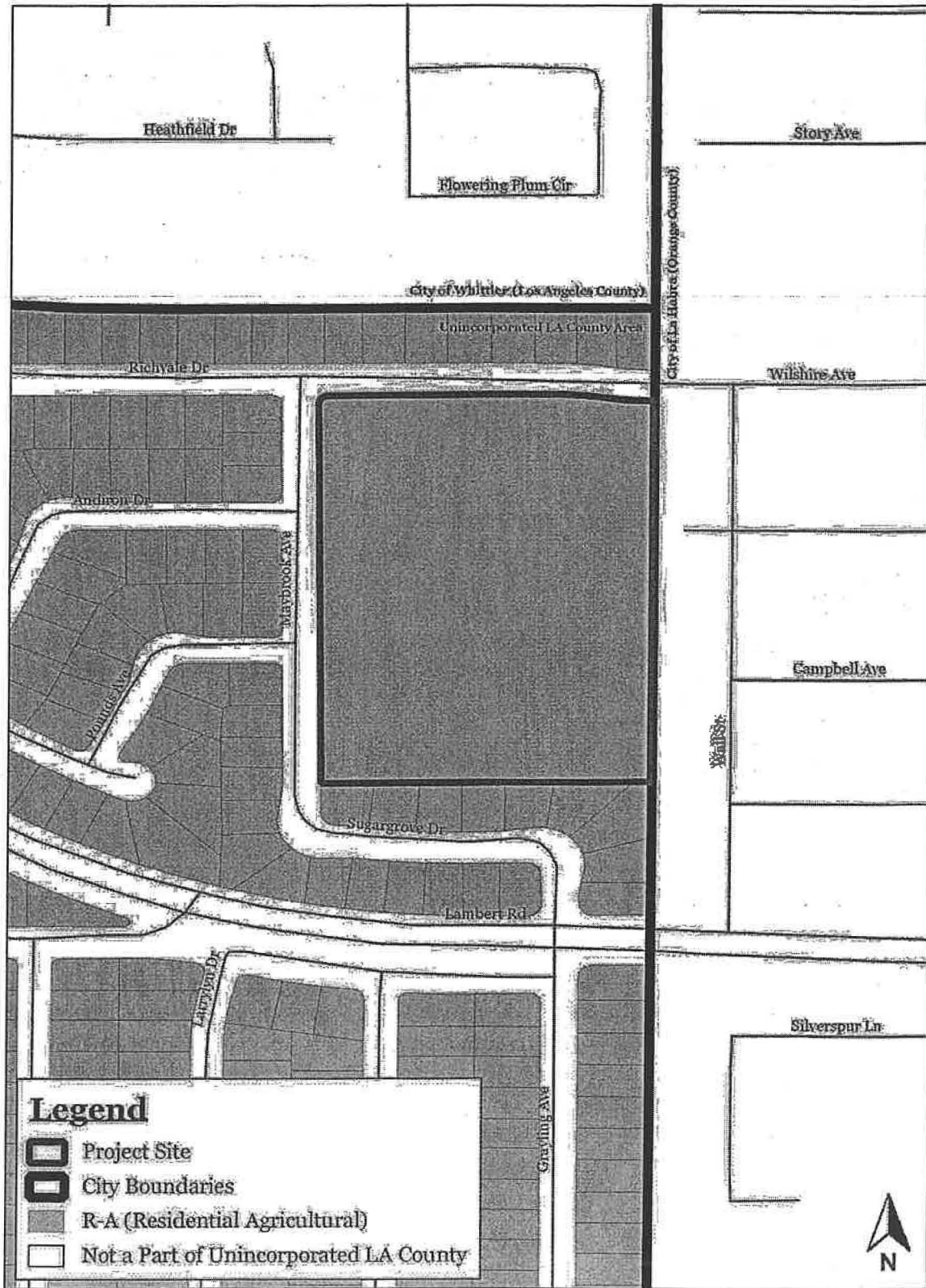
The three main permanent buildings that comprise the main campus will remain, though they will be upgraded to accommodate seven classrooms and a multi-purpose room. Older modular buildings located in the southwestern portion of the campus will be removed and 24 new modular buildings will be installed in the southern portion of the campus. These new modular buildings will include classrooms, special resource programs, kindergarten, teacher facilities, and administration.<sup>71</sup> Other improvements will include new paving for parking, access, and playgrounds.

The Maybrook School campus applicable zoning designation is R-A (*Residential Agricultural*), as designated by the Los Angeles County Zoning Map (refer to Exhibit 3-5 for the zoning map).<sup>72</sup> The applicable zoning designation for those parcels located to the east of the Maybrook School, within the corporate boundaries of the City of La Habra, is R-1c. The Maybrook campus is surrounded on all sides by single-family homes. The proposed project involves improvements to an existing school use and will not lead to any division of an existing established neighborhood. Therefore, no impacts will occur.

<sup>71</sup> PBKArchitects. *Maybrook Elementary School (Option A, Site Plan)*. February 28, 2019

<sup>72</sup> Los Angeles, County of. GIS-NET. Website accessed March 20, 2019.

INITIAL STUDY & NEGATIVE DECLARATION  
MAYBROOK SCHOOL IMPROVEMENT PROJECT • LOWELL JOINT SCHOOL DISTRICT



**EXHIBIT 3-5**  
**ZONING MAP**

SOURCE: LOS ANGELES COUNTY DEPARTMENT OF REGIONAL PLANNING & QUANTUM GIS

- B.** *Would the project cause a significant environmental impact due to a conflict with any land use plan, policy, or regulation adopted for the purpose of avoiding or mitigating an environmental effect? • No Impact.*

The applicable zoning designation is *R-A (Residential Agricultural)* according to the Los Angeles County Zoning Map (refer to Exhibit 3-5 for the zoning map).<sup>73</sup> The applicable zoning designation for those parcels located to the east of the Maybrook School, within the corporate boundaries of the City of La Habra, is *R-1c*. Since the proposed project will be located on an existing school site, the project will not require a zone change. Therefore, the project will not conflict with any land use plan, policy, or regulation adopted for the purpose of avoiding or mitigating an environmental effect and no impacts will occur.

### **MITIGATION MEASURES**

The analysis determined that no significant impacts on land use and planning would result from the implementation of the proposed project. As a result, no mitigation measures are required.

---

<sup>73</sup> Los Angeles, County of. GIS-NET. Website accessed March 20, 2019.

### 3.12 MINERAL RESOURCES

| Environmental Issue Areas Examined   | Potentially Significant Impact | Less Than Significant Impact With Mitigation | Less Than Significant Impact | No Impact |
|--|--------------------------------|--|------------------------------|-----------|
| A. <i>Would the project result in the loss of availability of a known mineral resource that would be of value to the region and the residents of the State?</i>                                |                                |  |                              | ✘         |
| B. <i>Would the project result in the loss of availability of a locally important mineral resource recovery site delineated on a local general plan, specific plan or other land use plan?</i> |                                |  |                              | ✘         |

#### ANALYSIS OF ENVIRONMENTAL IMPACTS

- A. *Would the project result in the loss of availability of a known mineral resource that would be of value to the region and the residents of the State? • No Impact.*

According to the California Department of Conservation Division of Oil, Gas, and Geothermal Resources (DOGGR) Well Finder, there are no existing or former oil wells and/or oil extraction activities located within the Maybrook School campus or the surrounding area.<sup>74</sup> In addition, the proposed project will not involve extensive excavation; the maximum depth of excavation will be approximately 18 inches deep for utility lines and footings for the modular buildings. As a result, no impacts on existing mineral resources will result from the proposed project's implementation.

- B. *Would the project result in the loss of availability of a locally important mineral resource recovery site delineated on a local general plan, specific plan or other land use plan? • No Impact.*

As previously mentioned, no mineral, oil, or energy extraction and/or generation activities are located within the campus. Moreover, the proposed project will not interfere with any resource extraction activity. Therefore, no impacts will result from the implementation of the proposed project.

#### MITIGATION MEASURES

The analysis of potential impacts related to mineral resources indicated that no impacts would result from the proposed project's approval and subsequent implementation. As a result, no mitigation measures are required.

<sup>74</sup> California Department of Conservation. *Division of Oil, Gas & Geothermal Resources Well Finder.* <http://maps.conservation.ca.gov/doggr/index.html#close>. Website accessed March 22, 2019.

### 3.13 NOISE

| Environmental Issue Areas Examined   | Potentially Significant Impact | Less Than Significant Impact With Mitigation | Less Than Significant Impact | No Impact |
|--|--------------------------------|--|------------------------------|-----------|
| <i>A. Would the project result in generation of a substantial temporary or permanent increase in ambient noise levels in the vicinity of the project in excess of standards established in the local general plan or noise ordinance, or applicable standards of other agencies?</i>                             |                                |  | ✗                            |           |
| <i>B. Would the project result in generation of excessive groundborne vibration or groundborne noise levels?</i>   |                                |  | ✗                            |           |
| <i>C. For a project located within the vicinity of a private airstrip or an airport land use plan, or where such a plan has not been adopted, within two miles of a public airport or public use airport, would the project expose people residing or working in the project area to excessive noise levels?</i> |                                |  |                              | ✗         |

#### ANALYSIS OF ENVIRONMENTAL IMPACTS

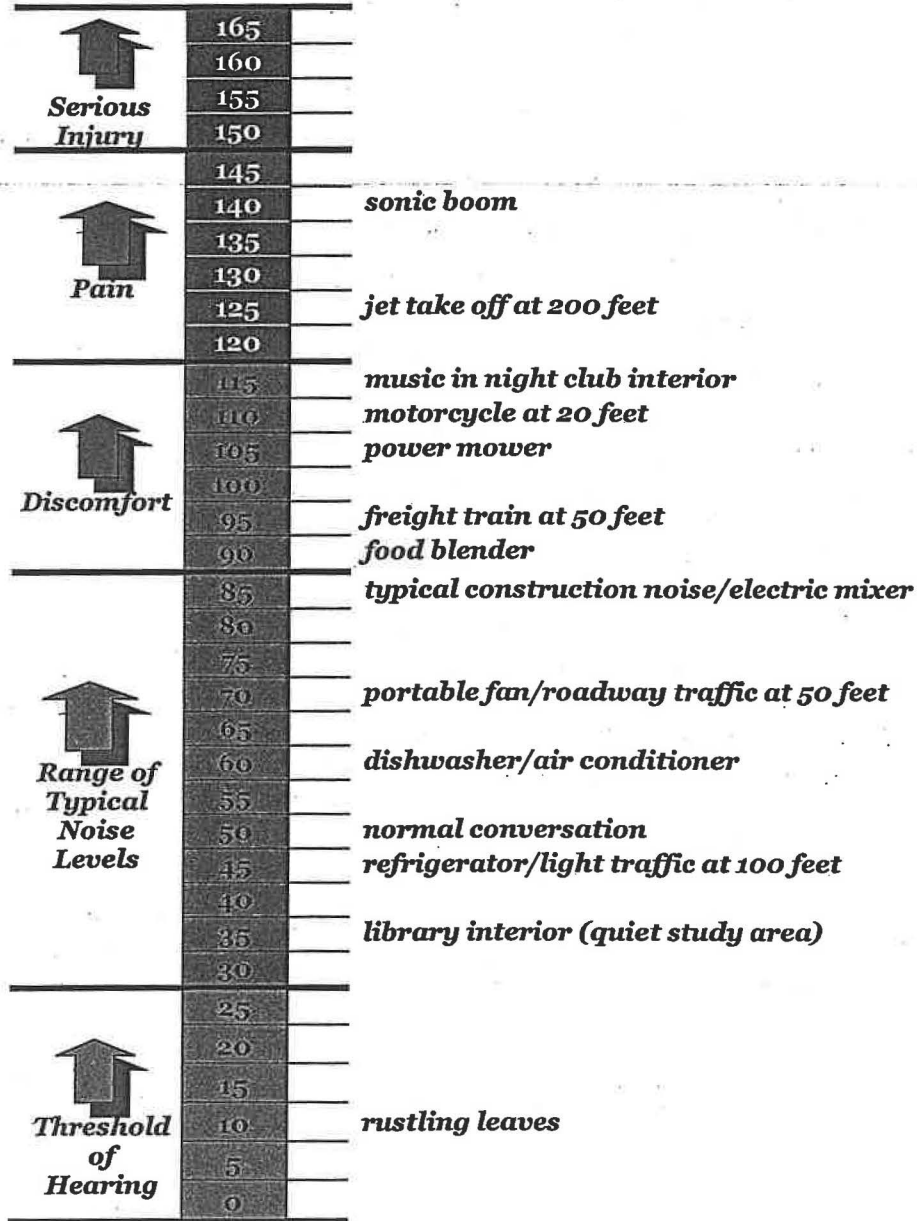
- A. Would the project result in generation of a substantial temporary or permanent increase in ambient noise levels in the vicinity of the project in excess of standards established in the local general plan or noise ordinance, or applicable standards of other agencies? • Less than Significant Impact.*

The most commonly used unit for measuring the level of sound is the decibel (dB). Zero on the decibel scale represents the lowest limit of sound that can be heard by humans. The eardrum may rupture at 140 dB. In general, an increase of between 3.0 dB and 5.0 dB in the ambient noise level is considered to represent the threshold for human sensitivity. In other words, increases in ambient noise levels of 3.0 dB or less are not generally perceptible to persons with average hearing abilities.<sup>75</sup> Noise levels that are associated with common, everyday activities are illustrated in Exhibit 3-6.

The ambient noise environments in the vicinity of the Maybrook campus is dominated by noise emanating from vehicles traveling down the surrounding local streets and noise typically associated with the nearby single-family residential uses. Since the proposed project involves school uses on an existing school site, the nature of the operational ambient noise will not change. The construction of the proposed project will result in short-term (construction-related) noise impacts during the summer months when school is not in session. The total construction period will require approximately eight weeks for the completion of each construction phase. The Maybrook campus is surrounded on all sides by single-family homes; however, the construction noise impacts will be minimal because the new buildings will be modular in nature and will be pre-assembled prior to delivery and installation.

<sup>75</sup> Bugliarello, et. al. *The Impact of Noise Pollution*, Chapter 127, 1975.

**Noise Levels – in dBA**



**EXHIBIT 3-6**  
**TYPICAL NOISE SOURCES AND LOUDNESS SCALE**

SOURCE: BLODGETT BAYLOSIS ENVIRONMENTAL PLANNING

A change in traffic noise levels of between 3.0 dBA and 5.0 dBA is generally considered to be the limit where the change in the ambient noise levels may be perceived by persons with normal hearing. It typically requires a doubling of traffic volumes to register a perceptible change (increase) in traffic noise. To accommodate the students from the other LJSJ District schools, certain improvements will be required to ensure that the Maybrook School campus meet both the State's and District's requirements.

The potential *net increase* in the number of students that will be attending Maybrook School will range from 53 students to 393 students. This net increase in the number of students will translate into a net increase in traffic associated with the transfer of students. According to representatives of the LJSJ, the District would hire taxis to transport students to and from the schools undergoing modernization and the Maybrook School campus. Between 18 to 20 taxis would be needed to transport approximately 100 students to and from Maybrook School. The actual net increase in elementary student trips to the Maybrook School campus would range from 9 trips to 79 trips. The net increase in intermediate school trips would total 309 trips.. Therefore, the proposed project's traffic generation will not result in a doubling of traffic volumes on local streets and arterials. Therefore, the proposed project's impacts will be less than significant.

**B. *Would the project result in generation of excessive groundborne vibration or groundborne noise levels? • Less than Significant Impact.***

The Maybrook School classroom instruction for the elementary grades (grades 1 to 6) would commence at 8:30 AM and conclude (class dismissal) at 3:00 PM Tuesday through Friday (dismissal time on Monday is 1:15 PM). Classroom instruction for the intermediate grades (grades 7 and 8) would commence at 8:15 AM and conclude (class dismissal) at 3:09 PM Tuesday through Friday (dismissal time on Monday is 1:53 PM). The campus would open at 7:30 AM during the weekday mornings to allow students and staff to arrive for classes. These hours are comparable to those when the private school was in full operation. For the elementary schools, an after-school music program is offered two days a week and would begin at 3:10 PM and conclude at 3:55 PM. When the Rancho Starbuck Intermediate School relocates to the Maybrook School campus, band practice will occur outdoors (weather permitting) between 3:30 PM and 5:00 PM, Monday through Friday. Most likely, this activity will occur in the shade structure area where the students have their lunches. Limited additional band practice times may occur on Saturdays between 8:00 AM and 12:00 PM [noon]. Rancho Starbuck School also hosts intramural sports activities between 3:30 PM to 5:00 PM.

Night-time activities will be limited to certain school sponsored events such as Back to School, Open House, Parent-Teacher meetings, PTA Meetings, and similar school sanctioned events. No portable field lighting will be transported to the Maybrook School campus. It is also important to note that the private school, during the time it occupied the Maybrook campus, hosted approximately five nighttime events annually. One of these events, the Harvest Festival, involved exterior portable night lighting and generators.<sup>76</sup> As a result, the potential noise impacts are anticipated to be less than significant.

---

<sup>76</sup> Ms. Andrea Reynolds. April 1, 2019.



- C. *For a project located within the vicinity of a private airstrip or an airport land use plan, or where such a plan has not been adopted, within two miles of a public airport or public use airport, would the project expose people residing or working in the project area to excessive noise levels?*
- *No Impact.*

The Maybrook School campus is not located within an airport land use plan and is not located within two miles of a public airport or public use airport.<sup>77</sup> The nearest airport is the Fullerton Airport, which is located approximately 3.5 miles south of the campus. As a result, the proposed project will not expose people residing or working in the project area to excessive noise levels.

### **MITIGATION MEASURES**

The analysis of potential impacts related to noise indicated that no impacts would result from the proposed project's approval and subsequent implementation. As a result, no mitigation measures are required.

---

<sup>77</sup> Toll-Free Airline. *Los Angeles County Public and Private Airports, California.*  
<http://www.tollfreeairline.com/california/losangeles.htm>.

### 3.14 POPULATION & HOUSING

| Environmental Issue Areas Examined   | Potentially Significant Impact | Less Than Significant Impact With Mitigation | Less Than Significant Impact | No Impact |
|--|--------------------------------|--|------------------------------|-----------|
| A. <i>Would the project induce substantial unplanned population growth in an area, either directly (for example, by proposing new homes and businesses) or indirectly (for example, through extension of roads or other infrastructure)?</i> |                                |  |                              | ✘         |
| B. <i>Would the project displace substantial numbers of existing people or housing, necessitating the construction of replacement housing elsewhere?</i>   |                                |  |                              | ✘         |

#### ANALYSIS OF ENVIRONMENTAL IMPACTS

- A. *Would the project induce substantial unplanned population growth in an area, either directly (for example, by proposing new homes and businesses) or indirectly (for example, through extension of roads or other infrastructure)? • No Impact.*

Growth-inducing impacts are generally associated with the provision of urban services to an undeveloped or rural area. Growth-inducing impacts include the following:

- New development in an area presently undeveloped and economic factors which may influence development;
- Extension of roadways and other transportation facilities;
- Extension of infrastructure and other improvements;
- Major off-site public projects (treatment plants, etc.);
- The removal of housing requiring replacement housing elsewhere;
- Additional population growth leading to increased demand for goods and services; and,
- Short-term growth-inducing impacts related to the project's construction.

The proposed project involves the upgrading and subsequent use of the Maybrook School campus as an interim campus for the LJSD's comprehensive modernization program for the District's five elementary schools and one intermediate school. The proposed project will not result in any direct or indirect population growth for the project area since the interim use of the school will not result in an increase in population. The entire modernization project will take between five to eight years to complete with approximately one year required for each school. As a result, no housing or population impacts will occur.

- B.** *Would the project displace substantial numbers of existing people or housing, necessitating the construction of replacement housing elsewhere? • No Impact.*

The proposed project involves the upgrading and subsequent use of the Maybrook School campus as an interim campus for the LJSD's comprehensive modernization program. The proposed project site is currently occupied by school uses. No housing units will be displaced as a result of the proposed project's implementation and no impacts will occur.

### **MITIGATION MEASURES**

The analysis of population and housing impacts indicated that no impacts would result from the proposed project's approval and subsequent implementation. As a result, no mitigation is required.

### 3.15 PUBLIC SERVICES

| Environmental Issue Areas Examined   | Potentially Significant Impact | Less Than Significant Impact With Mitigation | Less Than Significant Impact | No Impact |
|--|--------------------------------|--|------------------------------|-----------|
| A. <i>Would the project result in substantial adverse physical impacts associated with the provision of new or physically altered governmental facilities, need for new or physically altered governmental facilities, the construction of which would cause significant environmental impacts, in order to maintain acceptable service ratios, response times, or other performance objectives for: fire protection; police protection; schools; parks; or other public facilities?</i> |                                |  |                              | ✘         |

#### ANALYSIS OF ENVIRONMENTAL IMPACTS

- A. *Would the project result in substantial adverse physical impacts associated with the provision of new or physically altered governmental facilities, need for new or physically altered governmental facilities, the construction of which would cause significant environmental impacts, in order to maintain acceptable service ratios, response times, or other performance objectives for: fire protection; police protection; schools; parks; or other public facilities? • No Impact.*

The proposed project involves the upgrading and subsequent use of the Maybrook School campus as an interim campus for the LJSD’s comprehensive modernization program for the District’s five elementary schools and one intermediate school. To accommodate the students from the other LJSD District schools, certain improvements will be required to ensure that the Maybrook campus meets both the State’s and District’s requirements. The three main permanent buildings that comprise the main campus will remain, though they will be upgraded to accommodate seven classrooms and a multi-purpose room. Older modular buildings located in the southwestern portion of the campus will be removed and 24 new modular buildings will be installed in the southern portion of the campus. These new modular buildings will include classrooms, special resource programs, kindergarten, teacher facilities, and administration.<sup>78</sup> Other improvements will include new paving for parking, access, and playgrounds.

The Los Angeles County of Los Angeles Fire Department (LACFD) provides fire prevention and emergency medical services within the project area. The nearest fire station to the Maybrook campus is LACFD Station Number 15, located at 11460 Santa Gertrudes Avenue, approximately 0.85 miles west of the campus.

The LACFD currently reviews all new development plans, and future development will be required to conform to all fire protection and prevention requirements, including, but not limited to, building setbacks and emergency access. The proposed project would only place an

<sup>78</sup> PBK Architects. *Maybrook Elementary School (Option A, Site Plan)*. February 28, 2019

incremental demand on fire services since the project involves on-site improvements to an existing school site which will be subject to all pertinent fire and building codes. The proposed project will undergo review by the LACFD to ensure that sprinklers, hydrants, fire flow, etc. are adequate in meeting the Department's requirements. The LACFD will also review the project's emergency access and clearance. Compliance with the abovementioned requirement, as well as the pertinent codes and ordinances, would reduce the impacts to levels that are less than significant.

The Los Angeles County Sheriff's Department (LACSD) is responsible for management of all law enforcement services within the project area. The proposed project would only place an incremental demand on police services since the project involves on-site improvements to an existing school site. To ensure the proposed project elements adhere to the County's security requirements, the LACSD will review the site plan for the proposed project to ensure that the development adheres to the Department requirements, including, but not limited to, photometric plan review.

The proposed project will involve on-site improvements to an existing school site in order to accommodate students from schools within the LJSD. The proposed project will not directly increase demand for school services because the project will not increase capacity but will only accommodate students from other schools.

No new governmental services will be needed since the proposed project will be a school improvement project that will not result in an increase in population and therefore will not create a need for increased public services. As a result, no impacts are anticipated.

### **MITIGATION MEASURES**

The analysis determined that the proposed project would not result in any significant impact on public services. As a result, no mitigation is required.

### 3.16 RECREATION

| Environmental Issue Areas Examined  | Potentially Significant Impact | Less Than Significant Impact With Mitigation | Less Than Significant Impact | No Impact |
|---|--------------------------------|--|------------------------------|-----------|
| <i>A. Would the project increase the use of existing neighborhood and regional parks or other recreational facilities such that substantial physical deterioration of the facility would occur or be accelerated?</i> |                                |  | X                            |           |
| <i>B. Would the project include recreational facilities or require the construction or expansion of recreational facilities which might have an adverse physical effect on the environment?</i>                       |                                |  |                              | X         |

#### ANALYSIS OF ENVIRONMENTAL IMPACTS

- A. Would the project increase the use of existing neighborhood and regional parks or other recreational facilities such that substantial physical deterioration of the facility would occur or be accelerated? • No Impact.*

Due to the nature of the proposed project, no significant increase in the usage of public parks and recreational facilities is anticipated to occur. The nearest parks to the campus are Terraza Park (located approximately 850 feet northeast of the campus) and Oeste Park (located approximately one-quarter mile southeast of the campus). The proposed project would not result in any direct recreational services impacts related to potential population growth. As mentioned in Section 3.14 (*Population & Housing*), the proposed project will not result in any direct or indirect population growth for the project area since the interim use of the school will not create an increase in population. In addition, the proposed project will not create an increase in the use of local parks by creating additional pass-by trips to the parks. As previously mentioned, the students from the other LJSD schools will be transferred to the Maybrook campus during the rehabilitation of the individual schools. As a result, no impacts are anticipated.

- B. Would the project include recreational facilities or require the construction or expansion of recreational facilities which might have an adverse physical effect on the environment? • No Impact.*

The proposed project will not involve the construction of new recreational facilities nor will the project result in a demand for park facilities. As a result, no changes in the demand for local parks and recreation facilities are anticipated and no impacts will occur.

#### MITIGATION MEASURES

The analysis determined that the proposed project would not result in any significant impact on recreational facilities and services. As a result, no mitigation is required.

### 3.17 TRANSPORTATION

| Environmental Issue Areas Examined  | Potentially Significant Impact | Less Than Significant Impact With Mitigation | Less Than Significant Impact | No Impact |
|---|--------------------------------|--|------------------------------|-----------|
| A. <i>Would the project conflict with a plan, ordinance, or policy addressing the circulation system, including transit, roadway, bicycle and pedestrian facilities?</i>                  |                                |  | ✗                            |           |
| B. <i>Would the project conflict or be inconsistent with CEQA Guidelines Section 15064.3 subdivision (b)?</i>   |                                |  |                              | ✗         |
| C. <i>Would the project substantially increase hazards due to a geometric design feature (e.g., sharp curves or dangerous intersections) or incompatible uses (e.g., farm equipment)?</i> |                                |  |                              | ✗         |
| D. <i>Would the project result in inadequate emergency access?</i>  |                                |  |                              | ✗         |

#### ANALYSIS OF ENVIRONMENTAL IMPACTS

- A. *Would the project conflict with a program plan, ordinance or policy addressing the circulation system, including transit, roadway, bicycle and pedestrian facilities? • Less than Significant Impact.*

The proposed project involves the upgrading and subsequent use of the Maybrook School campus as an interim campus for the LJSD's comprehensive modernization program for the District's five elementary schools and one intermediate school. To accommodate the students from the other LJSD District schools, certain improvements will be required to ensure that the Maybrook campus meets both the State's and District's requirements. The three main permanent buildings that comprise the main campus will remain, though they will be upgraded to accommodate seven classrooms and a multi-purpose room. New modular buildings will include classrooms, special resource programs, kindergarten, teacher facilities, and administration.<sup>79</sup> Other improvements will include new paving for parking, access, and playgrounds.

The proposed project's implementation will involve the redistribution of home-to-school and school-to-home vehicle trips in the broader geographic area that comprises the LJSD attendance area. In general, the use of the Maybrook School as an interim school campus will not result in a significant increase in local traffic volumes overall given the historic enrollments at the Maybrook School campus in recent years. When the private school was most active between 2011 and 2017, enrollments ranged from 360 students to 414 students with an average enrollment of 377 students.

Table 3-6 estimates the future Maybrook School enrollment population associated with the transfer of students from each of the six LJSD schools (refer to the first column) that will be refurbished. The second column indicates the potential increased student population above and beyond the

<sup>79</sup> PBK Architects. *Maybrook Elementary School (Option A, Site Plan)*. February 28, 2019

INITIAL STUDY & NEGATIVE DECLARATION  
MAYBROOK SCHOOL IMPROVEMENT PROJECT • LOWELL JOINT SCHOOL DISTRICT

recent (2011-2017) average enrollment (377 students) when the private school was in normal operation. In reading the Table, for example, the anticipated Maybrook School student population when Jordan School is being improved, will be 430 students. When considering that between 2011 and 2017, the average enrollment at the Maybrook School was 377 students, the potential net increase in student enrollment will be 53 students.

**Table 3-6  
Change in Potential Maybrook School Enrollments**

| Affected School         | Potential Enrollment | Change from 2011-2017 Average Enrollment |
|-------------------------|----------------------|--|
| Jordan Elementary       | 430 students         | 53 students                              |
| Olita Elementary        | 450 students         | 73 students                              |
| Meadow Green Elementary | 500 students         | 123 students                             |
| Macy Elementary         | 510 students         | 133 students                             |
| El Portal Elementary    | 540 students         | 163 students                             |
| Rancho Starbuck Inter.  | 770 students         | 393 students                             |

Source: LJSD and Blodgett Baylosis Environmental Planning

As indicated in Table 3-6, the potential additional number of students that will be attending Maybrook School will range from 53 students to 393 students. This net increase in the number of students will translate into a net increase in traffic associated with the transfer of students. Table 3-7 provides an estimate of the potential increase in traffic generation associated with the use of the Maybrook School campus as an interim school. According to representatives of the LJSD, the District would hire taxis to transport students to and from the schools undergoing modernization and the Maybrook School campus. Between 18 to 20 taxis would be needed to transport approximately 100 students to and from Maybrook School. Table 3-7, indicates the potential net increase in the number of students requiring transport to Maybrook School. The actual net increase in elementary student trips to the Maybrook School campus would range from 9 trips to 79 trips. The net increase in intermediate school trips would total 309 trips.

**Table 3-7  
Increase in Potential Traffic Generation**

| Affected School         | Net Increase in Enrollment | New Taxi Trips          | Other New Trips |
|-------------------------|----------------------------|-------------------------|-----------------|
| Jordan Elementary       | 53 students                | 9 trips (53 students)   | 0 trips         |
| Olita Elementary        | 73 students                | 12 trips (73 trips)     | 0 trips         |
| Meadow Green Elementary | 123 students               | 16 trips (100 students) | 23 students     |
| Macy Elementary         | 133 students               | 16 trips (100 students) | 33 students     |
| El Portal Elementary    | 163 students               | 16 trips (100 students) | 63 students     |
| Rancho Starbuck Inter.  | 393 students               | 16 trips (100 students) | 293 students    |

Source: LJSD



INITIAL STUDY & NEGATIVE DECLARATION  
MAYBROOK SCHOOL IMPROVEMENT PROJECT • LOWELL JOINT SCHOOL DISTRICT

The one school that will potentially increase the enrollments above the background levels is the Rancho Starbuck Intermediate School. However, Rancho Starbuck Intermediate is located in close proximity to the Maybrook School campus. The Rancho Starbuck campus is located south of Woodbrier Drive, approximately 1,400 feet to the south of the Maybrook campus. As a result, parents and students would travel down Grayling Avenue and Sugargrove Drive to access the Maybrook Campus. Because of the close proximity of these schools to each other, there will not be a significant increase in foot traffic overall. However, the District can increase the number of taxis to transport students between the schools should the need arise. As a result, the impacts will be less than significant.

**B. *Would the project conflict or be inconsistent with CEQA Guidelines Section 15064.3 subdivision (b)? • No Impact.***

According to CEQA Guidelines Section 15064.3 subdivision (b)(1), vehicle miles traveled (VMT) exceeding an applicable threshold of significance may indicate a significant impact. Generally, projects within one-half mile of either an existing major transit stop or a stop along an existing high quality transit corridor should be presumed to cause a less than significant transportation impact. Projects that decrease vehicle miles traveled in the project area compared to existing conditions should be considered to have a less than significant transportation impact.

CEQA Guidelines Section 15064.3 subdivision (b)(2) focuses on impacts that result from certain transportation projects. The proposed project involves on-site improvements to a school site and is not a transportation project. CEQA Guidelines Section 15064.3 subdivisions (b)(3) and (b)(4) focus on the evaluation of a project's VMT. The actual net increase in elementary student trips to the Maybrook School campus would range from 9 trips to 79 trips. The net increase in intermediate school trips would total 309 trips. In addition, the project site will continue to be used as a school. As a result, the proposed project will not result in a conflict or be inconsistent with Section 15064.3 subdivision (b) of the CEQA Guidelines and no impacts will occur.

**C. *Would the project substantially increase hazards due to a geometric design feature (e.g., sharp curves or dangerous intersections) or incompatible uses (e.g., farm equipment)? • No Impact.***

The proposed project will be compatible with the surrounding uses. Vehicular access to the campus is currently provided by a driveway at the southwestern corner of the campus. Vehicular access to the campus will not change. The surrounding roadways will remain unchanged. No modifications resulting in an increased hazard will be made to the existing street system and, as a result, no impacts will occur.

**D. *Would the project result in inadequate emergency access? • No Impact.***

At no time will Maybrook Avenue or any of the surrounding streets be completely closed to traffic. All construction staging areas will be located within the campus. As a result, the project would not impair the implementation of, or physically interfere with, an adopted emergency response plan or emergency evacuation plan and no impacts are associated with the proposed project's implementation.

### **MITIGATION MEASURES**

The traffic analysis determined that no significant traffic impacts would occur. As a result, no mitigation is required.

### 3.18 TRIBAL CULTURAL RESOURCES

| Environmental Issue Areas Examined   | Potentially Significant Impact | Less Than Significant Impact With Mitigation | Less Than Significant Impact | No Impact |
|--|--------------------------------|--|------------------------------|-----------|
| <p><i>A. Would the project cause a substantial adverse change in the significance of a tribal cultural resource, defined in Public Resources Code Section 21074 as either a site, feature, place, cultural landscape that is geographically defined in terms of the size and scope of the landscape, sacred place, or object with cultural value to a California Native American tribe, and that is listed or eligible for listing in the California Register of Historical Resources, or in a local register of historical resources as defined in Public Resources Code Section 5020.1(k)?</i></p>   |                                |  | ✗                            |           |
| <p><i>B. Would the project cause a substantial adverse change in the significance of a tribal cultural resource, defined in Public Resources Code Section 21074 as either a site, feature, place, cultural landscape that is geographically defined in terms of the size and scope of the landscape, sacred place, or object with cultural value to a California Native American tribe, and that is a resource determined by the Lead Agency, in its discretion and supported by substantial evidence, to be significant pursuant to criteria set forth in subdivision (c) of Public Resources Code Section 5024.1. In applying the criteria set forth in subdivision (c) of Public Resource Code Section 5024.1, the Lead Agency shall consider the significance of the resource to a California Native American tribe.</i></p> |                                |  | ✗                            |           |

#### ANALYSIS OF ENVIRONMENTAL IMPACTS

*A. Would the project cause a substantial adverse change in the significance of a tribal cultural resource, defined in Public Resources Code Section 21074 as either a site, feature, place, cultural landscape that is geographically defined in terms of the size and scope of the landscape, sacred place, or object with cultural value to a California Native American tribe, and that is listed or eligible for listing in the California Register of Historical Resources, or in a local register of historical resources as defined in Public Resources Code Section 5020.1(k)? • Less than Significant Impact.*

A Tribal Resource is defined in Public Resources Code Section 21074 and includes the following:

- Sites, features, places, cultural landscapes, sacred places, and objects with cultural value to a California Native American tribe that are either of the following: included or determined to be eligible for inclusion in the California Register of Historical Resources or included in a local register of historical resources as defined in subdivision (k) of Section 5020.1.

- A resource determined by the Lead Agency, in its discretion and supported by substantial evidence, to be significant pursuant to criteria set forth in subdivision (c) of Section 5024.1. In applying the criteria set forth in subdivision (c) of Section 5024.1 for the purposes of this paragraph, the Lead Agency shall consider the significance of the resource to a California Native American tribe.
- A cultural landscape that meets the criteria of subdivision (a) is a tribal cultural resource to the extent that the landscape is geographically defined in terms of the size and scope of the landscape.
- A historical resource described in Section 21084.1, a unique archaeological resource as defined in subdivision (g) of Section 21083.2, or a “non-unique archaeological resource” as defined in subdivision (h) of Section 21083.2 may also be a tribal cultural resource if it conforms with the criteria of subdivision (a).

The entire region is located within the cultural area that was formerly occupied by the Gabrieleño-Kizh. However, the proposed project will not involve extensive excavation; the maximum depth of excavation will be approximately eighteen inches for plumbing related improvements. The proposed project would be located within an urbanized area that has been disturbed due to past development and there is a limited likelihood that artifacts will be encountered. In addition, the Maybrook campus is not located within an area that is typically associated with habitation sites, foraging areas, ceremonial sites, or burials. As a result, the impacts will be less than significant.

- B.** *Would the project cause a substantial adverse change in the significance of a tribal cultural resource, defined in Public Resources Code Section 21074 as either a site, feature, place, cultural landscape that is geographically defined in terms of the size and scope of the landscape, sacred place, or object with cultural value to a California Native American tribe, and that is a resource determined by the Lead Agency, in its discretion and supported by substantial evidence, to be significant pursuant to criteria set forth in subdivision (c) of Public Resources Code Section 5024.1. In applying the criteria set forth in subdivision (c) of Public Resource Code Section 5024.1, the Lead Agency shall consider the significance of the resource to a California Native American tribe. • Less than Significant Impact.*

As previously mentioned, the entire region is located within the cultural area that was formerly occupied by the Gabrieleño-Kizh. However, the proposed project will not involve extensive excavation; the maximum depth of excavation will be approximately 18 inches for plumbing related improvements. The proposed project would be located within an urbanized area that has been disturbed due to past development and there is a limited likelihood that artifacts will be encountered. In addition, the campus is not located within an area that is typically associated with habitation sites, foraging areas, ceremonial sites, or burials. As a result, the impacts will be less than significant.

### **MITIGATION MEASURES**

The analysis of tribal cultural resources indicated that the entire region is located within the cultural area that was formerly occupied by the Gabrieleño-Kizh. However, the proposed project will not involve extensive excavation; the maximum depth of excavation will be approximately eighteen inches for plumbing related improvements. Therefore, no mitigation measures are required.

---

### 3.19 UTILITIES & SERVICE SYSTEMS

| Environmental Issue Areas Examined   | Potentially Significant Impact | Less Than Significant Impact With Mitigation | Less Than Significant Impact | No Impact |
|--|--------------------------------|--|------------------------------|-----------|
| A. <i>Would the project require or result in the relocation or construction of new or expanded water, wastewater treatment or stormwater drainage, electric power, natural gas, or telecommunications facilities, the construction or relocation of which could cause significant environmental effects?</i> |                                |  | ✘                            |           |
| B. <i>Would the project have sufficient water supplies available to serve the project and reasonably foreseeable future development during normal, dry, and multiple dry years?</i>  |                                |  | ✘                            |           |
| C. <i>Would the project result in a determination by the wastewater treatment provider which serves or may serve the project that it has adequate capacity to serve the project's projected demand in addition to the provider's existing commitments?</i>   |                                |  |                              | ✘         |
| D. <i>Would the project generate solid waste in excess of State or local standards, or in excess of the capacity of local infrastructure, or otherwise impair the attainment of solid waste reduction goals?</i>   |                                |  | ✘                            |           |
| E. <i>Would the project comply with Federal, State, and local management and reduction statutes and regulations related to solid waste?</i>  |                                |  |                              | ✘         |

#### ANALYSIS OF ENVIRONMENTAL IMPACTS

- A. *Would the project require or result in the relocation or construction of new or expanded water, wastewater treatment or stormwater drainage, electric power, natural gas, or telecommunications facilities, the construction or relocation of which could cause significant environmental effects? • Less than Significant Impact.*

The Maybrook campus is currently occupied by school uses. The proposed project involves the upgrading and subsequent use of the Maybrook School campus as an interim campus for the LJSD's comprehensive modernization program for the District's five elementary schools and one intermediate school. To accommodate the students from the other LJSD District schools, certain improvements will be required to ensure that the Maybrook campus meets both the State's and District's requirements. The three main permanent buildings that comprise the main campus will remain, though they will be upgraded to accommodate seven classrooms and a multi-purpose room. Older modular buildings located in the southwestern portion of the campus will be removed and 24 new modular buildings will be installed in the southern portion of the campus.

INITIAL STUDY & NEGATIVE DECLARATION  
MAYBROOK SCHOOL IMPROVEMENT PROJECT • LOWELL JOINT SCHOOL DISTRICT

These new modular buildings will include classrooms, special resource programs, kindergarten, teacher facilities, and administration.<sup>80</sup> There are no existing water plants, wastewater treatment plants, electric power plants, telecommunications facilities, natural gas facilities, or stormwater drainage infrastructure located on-site. Therefore, the project's implementation will not require the relocation of any of the aforementioned facilities. In addition, the increase in demand for waste disposal, water, and wastewater treatment services can be adequately handled and no expansion of these services is required (refer to the following subsections). As a result, the potential impacts are considered to be less than significant.

**B. *Would the project have sufficient water supplies available to serve the project and reasonably foreseeable future development during normal, dry, and multiple dry years? • Less than Significant Impact.***

Approximately 33% of the water supply comes from local sources, including surface water from mountain runoff, groundwater, and recycled water. While local water supplies are the least costly, surface water and groundwater supplies fluctuate in response to variations in annual rainfall, contamination, and effectiveness of conservation measures. Water is imported into Los Angeles County from three sources: the Colorado River, the Bay Delta in Northern California via the State Water Project, and the Owens Valley via the Los Angeles Aqueduct. The Los Angeles Aqueduct primarily serves the residents and businesses of the City of Los Angeles. Most of the imported water utilized in the unincorporated areas is provided by the Metropolitan Water District, Castaic Lake Water Agency, Antelope Valley/East Kern Water Agency, Littlerock Creek Irrigation District, and the Palmdale Water District.

Table 3-8 indicates the existing and projected water consumption for the proposed project. The proposed project is projected to consume approximately 12,621 gallons of water on a daily basis. The existing water supply facilities can accommodate this additional demand.

**Table 3-8  
Water Consumption (gals/day)**

| Use                              | Unit            | Factor                | Generation      |
|----------------------------------|-----------------|-----------------------|-----------------|
| Public/Institutional (Current)   | 50,856 sq. ft.  | 0.12 gals/day/sq. ft. | 6,103 gals/day  |
| Public/Institutional (Projected) | 105,177 sq. ft. | 0.12 gals/day/sq. ft. | 12,621 gals/day |
| Total Increase in Consumption    |                 |                       | 6,518 gals/day  |

Source: Blodgett Baylosis Environmental Planning, 2019.

Therefore, no new water and wastewater treatment facilities will be needed to accommodate the excess effluent generated by the proposed project and the impacts are considered to be less than significant.

<sup>80</sup> PBK Architects. *Maybrook Elementary School (Option A, Site Plan)*. February 28, 2019

- C. *Would the project result in a determination by the wastewater treatment provider which serves or may serve the project that it has adequate capacity to serve the project's projected demand in addition to the provider's existing commitments? • No Impact.*

The sanitary sewers convey sewage from lavatories and other plumbing fixtures in buildings and factories to a wastewater treatment facility where the effluent is treated before being discharged to the ocean or river. In the unincorporated areas, the Los Angeles County Sanitation Districts (LACSD), the Consolidated Sewer Maintenance District (CSMD), and municipal septic or wastewater systems all contribute to ensuring that the sanitary sewage system operates properly to protect public health. According to Table 3-9, the proposed project is expected to generate approximately 10,097 gallons of sewage per day.

**Table 3-9  
Wastewater (Effluent) Generation (gals/day)**

| Use                              | Unit            | Factor                | Generation      |
|----------------------------------|-----------------|-----------------------|-----------------|
| Public/Institutional (Current)   | 50,856 sq. ft.  | 0.10 gals/day/sq. ft. | 4,882 gals/day  |
| Public/Institutional (Projected) | 105,177 sq. ft. | 0.10 gals/day/sq. ft. | 10,097 gals/day |
| Total Increase in Consumption    |                 |                       | 5,215 gals/day  |

Source: Blodgett Baylosis Environmental Planning, 2019.

As indicated earlier, wastewater treatment services can be adequately handled and no expansion of these services is required. As a result, no impacts are anticipated to occur.

- D. *Would the project generate solid waste in excess of State or local standards, or in excess of the capacity of local infrastructure, or otherwise impair the attainment of solid waste reduction goals? • Less than Significant Impact.*

As indicated in Table 3-10, the future daily solid waste generation is projected to be 421 pounds per day. The proposed project will contribute a limited amount to the waste stream. This amount is not significant and will be accommodated by the local landfills and transfer stations. As a result, the potential impacts are considered to be less than significant.

**Table 3-10  
Solid Waste Generation (pounds/day)**

| Use                              | Unit            | Factor                  | Generation  |
|----------------------------------|-----------------|-------------------------|-------------|
| Public/Institutional (Current)   | 50,856 sq. ft.  | 4 lbs/day/1,000 sq. ft. | 203 lbs/day |
| Public/Institutional (Projected) | 105,177 sq. ft. | 4 lbs/day/1,000 sq. ft. | 421 lbs/day |
| Total Increase in Consumption    |                 |                         | 218 lbs/day |

Source: Blodgett Baylosis Environmental Planning, 2019.



E. *Would the project comply with Federal, State, and local management and reduction statutes and regulations related to solid waste? • No Impact.*

As previously mentioned, the future daily solid waste generation is projected to be 421 pounds per day. The proposed project will contribute a limited amount to the waste stream. This amount is not significant and will be accommodated by the local landfills and transfer stations. As a result, no impacts will occur.

---

### **MITIGATION MEASURES**

The analysis of utilities and service systems indicated that no impacts would result from the proposed project's approval and subsequent implementation. As a result, no mitigation is required.

### 3.20 WILDFIRE

| Environmental Issue Areas Examined   | Potentially Significant Impact | Less Than Significant Impact With Mitigation | Less Than Significant Impact | No Impact |
|--|--------------------------------|--|------------------------------|-----------|
| <i>A. If located in or near State responsibility areas or lands classified as very high fire hazard severity zones, would the project substantially impair an adopted emergency response plan or emergency evacuation plan?</i>  |                                |  |                              | ✘         |
| <i>B. If located in or near State responsibility areas or lands classified as very high fire hazard severity zones, would the project due to slope, prevailing winds, and other factors, exacerbate wildfire risks, and thereby expose project occupants to pollutant concentrations from a wildfire or the uncontrolled spread of a wildfire?</i>   |                                |  |                              | ✘         |
| <i>C. If located in or near State responsibility areas or lands classified as very high fire hazard severity zones, would the project require the installation or maintenance of associated infrastructure (such as roads, fuel breaks, emergency water sources, power lines, or other utilities) that may exacerbate fire risk or that may result in temporary or ongoing impacts to the environment?</i> |                                |  |                              | ✘         |
| <i>D. If located in or near State responsibility areas or lands classified as very high fire hazard severity zones, would the project expose people or structures to significant risks, including downslope or downstream flooding or landslides, as a result of runoff, post-fire slope instability, or drainage changes?</i>   |                                |  |                              | ✘         |

#### ANALYSIS OF ENVIRONMENTAL IMPACTS

- A. If located in or near State responsibility areas or lands classified as very high fire hazard severity zones, would the project substantially impair an adopted emergency response plan or emergency evacuation plan? • No Impact.*

An emergency response plan or emergency evacuation plan does not exist within the project area. At no time will Maybrook Avenue or any of the surrounding streets be completely closed to traffic. All construction staging areas will be located within the campus. As a result, the project would not impair the implementation of, or physically interfere with, an adopted emergency response plan or emergency evacuation plan and no impacts are associated with the proposed project's implementation. Furthermore, the campus is located within an urbanized area and no areas prone to wildfires are located near the campus. As a result, no impacts will occur.

- B.** *If located in or near State responsibility areas or lands classified as very high fire hazard severity zones, would the project due to slope, prevailing winds, and other factors, exacerbate wildfire risks, and thereby expose project occupants to pollutant concentrations from a wildfire or the uncontrolled spread of a wildfire? • No Impact.*

There is no risk from wildfire within the campus or the surrounding area given the distance from any area that may be at risk of a wildfire event. In addition, the proposed use will not change the nature of the campus. As a result, no impacts will occur.

- C.** *If located in or near State responsibility areas or lands classified as very high fire hazard severity zones, would the project require the installation or maintenance of associated infrastructure (such as roads, fuel breaks, emergency water sources, power lines, or other utilities) that may exacerbate fire risk or that may result in temporary or ongoing impacts to the environment? • No Impact.*

The proposed project will not change the nature of the campus. There is no risk from wildfire within the campus or the surrounding area given the distance from any area that may be at risk of a wildfire event. As a result, no impacts will occur.

- D.** *If located in or near State responsibility areas or lands classified as very high fire hazard severity zones, would the project expose people or structures to significant risks, including downslope or downstream flooding or landslides, as a result of runoff, post-fire slope instability, or drainage changes? • No Impact.*

There is no risk from wildfire within the campus or the surrounding area given the distance from any area that may be at risk of a wildfire event. In addition, the surrounding areas are level. As a result, no impacts will occur.

### **MITIGATION MEASURES**

The analysis of wildfires impacts indicated that no impacts would result from the proposed project's approval and subsequent implementation. As a result, no mitigation is required.

### 3.21 MANDATORY FINDINGS OF SIGNIFICANCE

| Environmental Issue Areas Examined   | Potentially Significant Impact | Less Than Significant Impact With Mitigation | Less Than Significant Impact | No Impact |
|--|--------------------------------|--|------------------------------|-----------|
| A. Does the project have the potential to substantially degrade the quality of the environment, substantially reduce the habitat of a fish or wildlife species, cause a fish or wildlife population to drop below self-sustaining levels, threaten to eliminate a plant or animal community, substantially reduce the number or restrict the range of a rare or endangered plant or animal or eliminate important examples of the major periods of California history or prehistory? |                                |  |                              | ✗         |
| B. Does the project have impacts that are individually limited, but cumulatively considerable? ("Cumulatively considerable" means that the incremental effects of a project are considerable when viewed in connection with the effects of past projects, the effects of other current projects, and the effects of probable future projects)?   |                                |  |                              | ✗         |
| C. Does the project have environmental effects which will cause substantial adverse effects on human beings, either directly or indirectly?  |                                |  |                              | ✗         |

The following findings can be made regarding the Mandatory Findings of Significance set forth in Section 15065 of the CEQA Guidelines based on the results of this environmental assessment:

- The proposed project *will not* have the potential to substantially degrade the quality of the environment, substantially reduce the habitat of a fish or wildlife species, cause a fish or wildlife population to drop below self-sustaining levels, threaten to eliminate a plant or animal community, substantially reduce the number or restrict the range of a rare or endangered plant or animal or eliminate important examples of the major periods of California history or prehistory. As indicated in Section 3.1 through 3.20, the proposed project will not result in any significant unmitigable environmental impacts.
- The proposed project *will not* have impacts that are individually limited, but cumulatively considerable. The proposed project is relatively small and the attendant environmental impacts will not lead to a cumulatively significant impact on any of the issues analyzed herein.
- The proposed project *will not* have environmental effects which will cause substantial adverse effects on human beings, either directly or indirectly. As indicated in Section 3.1 through 3.20, the proposed project will not result in any significant unmitigable environmental impacts.

INITIAL STUDY & NEGATIVE DECLARATION  
MAYBROOK SCHOOL IMPROVEMENT PROJECT • LOWELL JOINT SCHOOL DISTRICT

---

**THIS PAGE HAS BEEN INTENTIONALLY LEFT BLANK.**

## SECTION 4 CONCLUSIONS

### 4.1 FINDINGS

The Initial Study determined that the proposed project is not expected to have significant adverse environmental impacts. The following findings can be made regarding the Mandatory Findings of Significance set forth in Section 15065 of the CEQA Guidelines based on the results of this Initial Study:

- The proposed project *will not* have the potential to substantially degrade the quality of the environment, substantially reduce the habitat of a fish or wildlife species, cause a fish or wildlife population to drop below self-sustaining levels, threaten to eliminate a plant or animal community, substantially reduce the number or restrict the range of an endangered, rare or threatened species or eliminate important examples of the major periods of California history or prehistory.
- The proposed project *will not* have impacts that are individually limited, but cumulatively considerable.
- The proposed project *will not* have environmental effects which will cause substantially adverse effects on human beings, either directly or indirectly.
- A Mitigation Reporting and Monitoring Program *will be* required.

### 4.2 MITIGATION MONITORING

In accordance with the requirements of Section 21081(a) and 21081.6 of the Public Resources Code, the LJSD Board of Education can make the following additional findings:

- A mitigation monitoring and reporting program *will not* be required; and,
- An accountable enforcement agency or monitoring agency *will not* be required.

Mitigation measures have not been recommended nor are any required as a means to reduce or eliminate potential adverse environmental impacts to insignificant levels.

**INITIAL STUDY & NEGATIVE DECLARATION  
MAYBROOK SCHOOL IMPROVEMENT PROJECT • LOWELL JOINT SCHOOL DISTRICT**

---

**THIS PAGE HAS BEEN INTENTIONALLY LEFT BLANK.**

## SECTION 5 REFERENCES

### 5.1 PREPARERS

Blodgett Baylosis Environmental Planning  
2211 South Hacienda Boulevard, Suite 107  
Hacienda Heights, CA 91745  
(626) 336-0033

---

### 5.2 REFERENCES

Bugliarello, et. al., *The Impact of Noise Pollution*, Chapter 127, 1976.

California Department of Conservation, Division of Land Resource Protection, Farmland Mapping, and Monitoring Program. *California Important Farmland Finder*.

California Department of Fish and Wildlife, *Natural Diversity Database*.

California Department of Parks and Recreation, *California Historical Landmarks*.

California Division of Mines and Geology, *Seismic Hazards Mapping Program*, 2012.

California Office of Planning and Research, *California Environmental Quality Act and the CEQA Guidelines*, as amended 2018.

Google Earth.

Quantum GIS.

South Coast Air Quality Management District, *CEQA Air Quality Handbook*, April 1993.

South Coast Air Quality Management District, *2016 Air Quality Management Plan*, March 2017.

Southern California Association of Governments, *Regional Transportation Plan/Sustainable Communities Strategy 2016-2040*, April 2016.

United States Department of Agriculture. *Web Soil Survey*.





**THIS PAGE HAS BEEN INTENTIONALLY LEFT BLANK.**

**LOWELL JOINT SCHOOL DISTRICT**

**RESOLUTION 2020/21 NO. 818**

**RESOLUTION OF THE BOARD OF TRUSTEES OF THE  
LOWELL JOINT SCHOOL DISTRICT OF LOS ANGELES AND ORANGE  
COUNTIES, CALIFORNIA, ADOPTING A NOTICE OF EXEMPTION FOR  
THE MAYBROOK ELEMENTARY SCHOOL PROJECT**

**WHEREAS**, the Lowell Joint School District (“District”) operates Maybrook Elementary School at 11700 Maybrook Avenue, Whittier, California; and

**WHEREAS**, the District proposes a project at Maybrook Elementary School (“Project”);  
and

**WHEREAS**, the proposed project consists primarily of adding portable classrooms and associated plumbing and electrical work;

**WHEREAS**, prior to commencement of the Project, the District must comply with the California Environmental Quality Act (“CEQA”); and

**WHEREAS**, the District, acting as the Lead Agency as defined in the Public Resources Code (PRC) §21067, retained Blodgett Baylosis Environmental Planning to prepare an Initial Study for the Project to ascertain whether the Project may have a significant effect on the environment; and

**WHEREAS**, the Initial Study disclosed that all potential environmental impacts from the Project would be less than significant, and there is no substantial evidence that the Project will have a significant effect on the environment; and

**WHEREAS**, on the basis of the Initial Study, District staff determined that a Negative Declaration should be prepared for the Project; and

**WHEREAS**, the Negative Declaration was prepared pursuant to CEQA Statute and Guidelines; and

**WHEREAS**, the District has made the Initial Study & Negative Declaration available for review and comment by the general public and public agencies; and

**WHEREAS**, the 20-day public review period of the Initial Study & Negative Declaration commenced on May 14, 2019, and ended on June 3, 2019; and

**WHEREAS**, the District did not receive any comments from the public regarding the Initial Study & Negative Declaration at the meeting of the Board of Trustees on May 13, 2019; and

**WHEREAS**, the District has reviewed and considered the Initial Study & Negative Declaration for the Project;

**NOW, THEREFORE**, the Board of Education of the Lowell Joint School District makes the determinations and findings and takes the actions as referenced below pursuant to all applicable Education Codes, State Codes, Public Resources Codes and CEQA Guidelines:

- The foregoing recitals are true and correct.
- Each and all of the findings and determinations contained herein are based upon competent and substantial evidence, either oral, written, or both, contained in the entire administrative record relating to the Project;
- The Board reviewed and considered the information contained in the Initial Study & Negative Declaration including, without limitation, any comments from the public and/or interested agencies, no responses were required by the District to the inputs received, and any comments made at the public hearing or contained in the administrative record for the Project prior to approving the Project.
- The Board hereby certifies the following with respect to the Initial Study & Negative Declaration:
  - That the Initial Study & Negative Declaration prepared for the Project contains a complete and accurate reporting of the environmental impacts associated with the Project; and
  - That the Initial Study & Negative Declaration has been completed in compliance with CEQA Statute and Guidelines and is hereby certified as adequate and complete; and
  - That the Initial Study & Negative Declaration was presented to the Lowell Joint School District Board of Education and that Board reviewed and considered the information contained in the Initial Study & Negative Declaration which reflects the independent judgment and analysis of the District; and

**FURTHER, BE IT RESOLVED** that the Board of Education of the Lowell Joint School District hereby certifies the Initial Study & Negative Declaration, attached; and

**FURTHER, BE IT RESOLVED** that the Board of Education of the Lowell Joint School District hereby approves the Project; and

**FURTHER, BE IT RESOLVED** the Lowell Joint School District staff is hereby directed to: (i) prepare for filing with the appropriate governmental agency(ies) a written notice memorializing the Board's determination of the Initial Study & Negative Declaration certification; and

**FURTHER, BE IT RESOLVED** that the Superintendent of the Lowell Joint School District designee is authorized to initiate such steps as appropriate and necessary to: (i) prepare final construction plans, specifications and estimates; (ii) obtain necessary permits and approvals for the construction of the Project, (iii) take such other steps as may be necessary to construct the Project; and (iv) bring back to this Board any appropriate recommendations to further implement the foregoing.

**FURTHER, BE IT RESOLVED** that the location and custodian of records with respect to all of the relevant documents and any other material which constitute the administrative record for the Initial Study & Negative Declaration are as follows: Assistant Superintendent, Facilities & Operations, Lowell Joint School District, 11019 Valley Home Avenue, Whittier, CA 90603.

**APPROVED AND ADOPTED** this 14<sup>th</sup> day of December, 2020, by the following vote:

**AYES:** William Hinz, Melissa Salinas, Karen Shaw, Fred Schambeck, Anastasia Shackelford

**NOES:** None

**ABSTAIN:** None

**ABSENT:** None

I, Jim Coombs, Secretary to the Board of Trustees of the Lowell Joint School District of Los Angeles and Orange Counties, California, hereby certify that the above and foregoing resolution was duly and regularly adopted by the said Board at a regular meeting thereof held on the 14<sup>th</sup> day of December, 2020, and passed by a unanimous vote of those present.

**IN WITNESS WHEREOF**, I have hereunto set my hand and seal this 14<sup>th</sup> day of December, 2020.



---

Jim Coombs, Secretary to the Board of Trustees



# A-Tech Consulting, Inc.

August 26, 2020

Lowell Joint School District  
11019 Valley Home Avenue  
Whittier, California 90603

Attn: Mr. David Bennett

Re: Macy Elementary School  
2301 Russell Street,  
La Habra, California 90631

Dear Mr. Bennett,

Thank you for allowing A-Tech Consulting, Inc. (*A-Tech*) the opportunity to provide you with a cost proposal. This proposal is in response to your request that *A-Tech* conducts a Limited Asbestos and XRF-Lead Assessment at the above referenced site.

The professional services provided by *A-Tech* will consist of the following:

## LIMITED ASBESTOS ASSESSMENT

- Inspection of 2301 Russell Street, La Habra, California 90631, and bulk sampling of suspect asbestos-containing materials (ACM) by a state certified asbestos consultant or certified site surveillance technician (CAC or CSST), utilizing AHERA sampling protocols. We will need access to all locations.
- This assessment will satisfy all the requirements of a pre-renovation assessment, in accordance with Cal-OSHA Rule Title 8 CCR 1529 and NESHAP/SCAQMD Rule 1403, as it pertains to this project only.
- Analysis of suspect ACM samples by a NVLAP accredited laboratory, utilizing Polarized Light Microscopy (PLM) with dispersion staining, in accordance with current regulatory requirements. Sample analysis is based on 5 Day laboratory analysis.
- Review of any proposed renovation plans, if available
- Report preparation including sample locations, friability evaluations and remedial recommendations.

## LIMITED XRF-LEAD ASSESSMENT

- Inspection of 2301 Russell Street, La Habra, California 90631, and X-Ray Florescence (XRF) of all painted surfaces, ceramic, and porcelain components by a CDPH Certified Inspector/Assessor, utilizing Cal-OSHA's and HUD sampling protocols. We will need access to all locations.
- Analysis of suspect components, which are inconclusive via XRF analysis. Samples will be analyzed by an AIHA accredited laboratory, utilizing Flame Atomic Absorption (AAS) and/or Total Threshold Limit Concentration (TTLC), in accordance with current regulatory requirements.
- Review of proposed renovation plans, if available.
- Report preparation including sample locations, condition evaluations and abatement/stabilization recommendations.



# A-Tech Consulting, Inc.

## PRICING

Based on the information gathered, we propose to provide the following professional consulting services:

### **LIMITED ASBESTOS AND XRF-LEAD ASSESSMENT – 24 Hour & 5 Day Laboratory Analysis**

| Item  | Price          |   | Qty   | Line Total         |
|---|----------------|---|-------|--------------------|
| Principal Hygienist   | \$140.00/Hour  | X | 10    | \$1,400.00         |
| Environmental Project Manager   | \$105.00/Hour  | X | 10    | \$1,050.00         |
| Certified Asbestos and Lead Technician<br>(CAC, CSST & CDPH ST or CDPH I/A) | \$85.00/Hour   | X | 112   | \$9,520.00         |
| Asbestos Bulk Samples (PLM) –<br>5 Day Laboratory Analysis                  | \$12.00/Sample | X | 1,177 | \$14,124.00        |
| Asbestos 1,000 Point Count Analysis (PLM) –<br>5 Day Laboratory Analysis    | \$80.00/Sample | X | 12    | \$960.00           |
| XRF Sample Analysis   | \$Included     | X | 7     | \$Included         |
| Senior Administrator  | \$65.00/Hour   | X | 7     | \$455.00           |
| Clerical Work/Report Writing  | \$60.00/Hour   | X | 16    | \$960.00           |
| <b>Total</b>  |                |   |       | <b>\$28,469.00</b> |

#### **Notes:**

1. A-Tech will only invoice for the exact of sample layers analyzed and hours worked for this project.
2. A-Tech will attempt to patch roofing sample locations. However, these patches are not warranted patches. It is highly recommended that a certified roofing contractor patch all roofing sample locations.

#### **SCHEDULE**

**A-Tech** anticipates completing all fieldwork within five (5) business days. Verbal results will be available within five (5) business day from completion of all fieldwork and deliverance of sample(s) to laboratory. The comprehensive report will be delivered within seven to ten (7-10) business days from receipt of laboratory results.



## A-Tech Consulting, Inc.

I trust that this proposal will meet with your approval and look forward to working with you. Should you have any questions, please feel free to contact me at (714) 434-6360 office.

Sincerely,

A-Tech Consulting, Inc.

Joseph A. Williams, CAC, DPH  
CAC #14-5269 DPH #19524

[joew@atechinc.net](mailto:joew@atechinc.net)

To proceed with scheduling, kindly reply to [PM@atechinc.net](mailto:PM@atechinc.net) and [accounting@atechinc.net](mailto:accounting@atechinc.net)

# CF ENVIRONMENTAL, INC.

4017 Alcove Avenue  
Studio City, CA 91604

# INVOICE

|           |           |
|-----------|-----------|
| DATE      | INVOICE # |
| 11/9/2020 | 6380OES3  |

Bill To

Mr. David Bennett  
Asst. Supt. Facilities & Operations  
Lowell Joint School District  
11537 Grovedale Drive  
Whittier, CA 90604

Ship To

Mr. David Bennett  
Asst. Supt. Facilities & Operations  
Lowell Joint School District  
11537 Grovedale Drive  
Whittier, CA 90604

|                            |                         |                 |            |
|----------------------------|-------------------------|-----------------|------------|
| Agreement / Purchase Order | Project                 | Project Manager | Department |
| Per RFQ                    | Olita Elementary School | David Bennett   | M and O    |

| Location/Description  | Quantity | Rate   | Amount   |
|---|----------|--------|----------|
| <b>OLITA ELEMENTARY SCHOOL-HVAC AND ROOFING UPGRADE PROJECT</b>   |          |        |          |
| Professional Services: Asbestos Consulting in Administration and MPR/Kitchen during installation of new openings in walls and ceilings for new ductwork. Services also included assessment of damaged joint compound in MPR/Kitchen. Abatement performed by J&C Environmental, Inc. at the request of Mr. David Bennett, Asst. Superintendent for the Lowell Joint School District. |          |        |          |
| On Site Project Management - Air Samples and Containment Removal Not Billed Previously  |          |        |          |
| 6/17/2020   |          |        |          |
| CAC/CSST/Hygienist at \$95.00/hr  | 8        | 95.00  | 760.00   |
| Daily Mileage Charge at \$0.505/mile  | 94       | 0.505  | 47.47    |
| 6/18/2020   |          |        |          |
| CAC/CSST/Hygienist at \$95.00/hr  | 8        | 95.00  | 760.00   |
| Daily Mileage Charge at \$0.505/mile  | 94       | 0.505  | 47.47    |
| 6/19/2020   |          |        |          |
| CAC/CSST/Hygienist at \$95.00/hr  | 8        | 95.00  | 760.00   |
| Daily Mileage Charge at \$0.505/mile  | 94       | 0.505  | 47.47    |
| 10/02/2020  |          |        |          |
| Principal Project Manager at \$110.00/hr  | 6        | 110.00 | 660.00   |
| Bulk Samples (Rush)   | 3        | 30.00  | 90.00    |
| Point Counting Method (Rush)  | 3        | 120.00 | 360.00   |
| TEM Analysis of Wipe Samples  | 7        | 375.00 | 2,625.00 |
| TEM Analysis of Micro-Vacuum Sample   | 1        | 375.00 | 375.00   |
| Sample Processing & Lab Delivery  | 2        | 85.00  | 170.00   |
| Federal Express Delivery Charge   | 1        | 75.00  | 75.00    |

|                |                |                         |
|----------------|----------------|-------------------------|
| Phone #        | Fax #          | E-mail                  |
| (818) 578-3332 | (818) 762-6062 | cfenviro@roadrunner.com |

**Total**



**CF ENVIRONMENTAL, INC.**

4017 Alcove Avenue  
Studio City, CA 91604

**INVOICE**

|           |           |
|-----------|-----------|
| DATE      | INVOICE # |
| 11/9/2020 | 63800ES3  |

Bill To

Mr. David Bennett  
Asst. Supt. Facilities & Operations  
Lowell Joint School District  
11537 Grovedale Drive  
Whittier, CA 90604

Ship To

Mr. David Bennett  
Asst. Supt. Facilities & Operations  
Lowell Joint School District  
11537 Grovedale Drive  
Whittier, CA 90604

|                            |                         |                 |            |
|----------------------------|-------------------------|-----------------|------------|
| Agreement / Purchase Order | Project                 | Project Manager | Department |
| Per RFQ                    | Olita Elementary School | David Bennett   | M and O    |

| Location/Description   | Quantity | Rate   | Amount |
|--|----------|--------|--------|
| Daily Mileage Charge at \$0.505/mile                                   | 94       | 0.505  | 47.47  |
| CAC/CSST/Hygienist at \$95.00/hr                                       | 6        | 95.00  | 570.00 |
| Daily Mileage Charge at \$0.505/mile                                   | 94       | 0.505  | 47.47  |
| CAC/CSST/Hygienist at \$95.00/hr                                       | 8        | 95.00  | 760.00 |
| Daily Mileage Charge at \$0.505/mile                                   | 94       | 0.505  | 47.47  |
| Principal Project Manager at \$110.00/hr-Preliminary Assessment Report | 3        | 110.00 | 330.00 |
| <b>10/05/2020</b>  |          |        |        |
| CAC/CSST/Hygienist at \$95.00/hr                                       | 8        | 95.00  | 760.00 |
| CAC/CSST/Hygienist at \$95.00/hr                                       | 8        | 95.00  | 760.00 |
| Daily Mileage Charge at \$0.505/mile                                   | 94       | 0.505  | 47.47  |
| <b>10/06/2020</b>  |          |        |        |
| CAC/CSST/Hygienist at \$95.00/hr                                       | 8        | 95.00  | 760.00 |
| CAC/CSST/Hygienist at \$95.00/hr                                       | 8        | 95.00  | 760.00 |
| Daily Mileage Charge at \$0.505/mile                                   | 94       | 0.505  | 47.47  |
| <b>10/07/2020</b>  |          |        |        |
| CAC/CSST/Hygienist at \$95.00/hr                                       | 8        | 95.00  | 760.00 |
| Daily Mileage Charge at \$0.505/mile                                   | 94       | 0.505  | 47.47  |
| <b>10/08/2020</b>  |          |        |        |
| CAC/CSST/Hygienist at \$95.00/hr                                       | 8        | 95.00  | 760.00 |
| Daily Mileage Charge at \$0.505/mile                                   | 94       | 0.505  | 47.47  |
| <b>10/09/2020</b>  |          |        |        |
| CAC/CSST/Hygienist at \$95.00/hr                                       | 8        | 95.00  | 760.00 |
| Daily Mileage Charge at \$0.505/mile                                   | 94       | 0.505  | 47.47  |

**Total**

|                |                |                         |
|----------------|----------------|-------------------------|
| Phone #        | Fax #          | E-mail                  |
| (818) 578-3332 | (818) 762-6062 | cfenviro@roadrunner.com |

**CF ENVIRONMENTAL, INC.**

4017 Alcove Avenue  
Studio City, CA 91604

**INVOICE**

|           |           |
|-----------|-----------|
| DATE      | INVOICE # |
| 11/9/2020 | 6380OES3  |

Bill To

Mr. David Bennett  
Asst. Supt. Facilities & Operations  
Lowell Joint School District  
11537 Grovedale Drive  
Whittier, CA 90604

Ship To

Mr. David Bennett  
Asst. Supt. Facilities & Operations  
Lowell Joint School District  
11537 Grovedale Drive  
Whittier, CA 90604

|                            |                         |                 |            |
|----------------------------|-------------------------|-----------------|------------|
| Agreement / Purchase Order | Project                 | Project Manager | Department |
| Per RFQ                    | Olita Elementary School | David Bennett   | M and O    |

| Location/Description                                      | Quantity | Rate   | Amount |
|---|----------|--------|--------|
| 10/12/2020<br>CAC/CSST/Hygienist at \$95.00/hr            | 8        | 95.00  | 760.00 |
| Daily Mileage Charge at \$0.505/mile                      | 94       | 0.505  | 47.47  |
| 10/13/2020<br>CAC/CSST/Hygienist at \$95.00/hr            | 8        | 95.00  | 760.00 |
| Daily Mileage Charge at \$0.505/mile                      | 94       | 0.505  | 47.47  |
| 10/14/2020<br>CAC/CSST/Hygienist at \$95.00/hr            | 8        | 95.00  | 760.00 |
| Daily Mileage Charge at \$0.505/mile                      | 94       | 0.505  | 47.47  |
| Principal Project Manager at \$110.00/hr-Close-out Report | 5        | 110.00 | 550.00 |

|                |                |                         |
|----------------|----------------|-------------------------|
| Phone #        | Fax #          | E-mail                  |
| (818) 578-3332 | (818) 762-6062 | cfenviro@roadrunner.com |

**Total \$17,109.58**

**The Best Move  
You'll Ever Make**

[www.kingofficeusa.com](http://www.kingofficeusa.com)



t 800.854.3679  
f 562.407.5092  
13535 Larwin Circle  
Santa Fe Springs, CA 90670



Member  
Commercial Relocation Network

October 23, 2019

Mr. David Bennett  
**Olita Elementary School**  
950 Briercliff Dr.  
La Habra, CA 90631

David:

Thank you very much for giving **King Office Services** the opportunity to serve you on your office relocation. Please be assured of our interest, capability, and flexibility to handle this very important project.

We want you to be assured of our ability to provide all of the services you have requested. This includes our working with the property people at both origin and destination facilities.

The following are the specifications, and our proposal for the relocation:

**King Office Services to perform:**

1. Assist with color coding and numbering plans.
2. Create color coded number signs for rooms.
3. Coordinate furniture layout drawings for rooms.
4. Establish and maintain an automated schedule.
5. Conduct preplanning meetings as necessary.
6. Establish and maintain preparation goals and activities.
7. Conduct Packing and preparation seminars.
8. Furnish all personnel, supplies, and equipment for the move.
9. Provide acceptable building protection.
10. Wrapping and padding of all business machines.
11. Transportation to the new facility.
12. Placement of furniture according to your placement charts.
13. Disassembly and setup of shelving.
14. Supply all necessary boxes and carts.
15. Full supervision of the move process.

**Olita Elementary School will:**

1. Furnish blue print chart designating the location of all areas.
2. Provide individual office placement charts, to be hung by each office, for furniture placement.
3. Tagging with **King Office Services** color-coded labels of all items to be moved.
4. Pre-packing of all loose contents and supply cabinets.
5. Servicing of all specialized equipment.
6. Disconnecting and reconnecting of the equipment.
7. Provide free and clear accesses at origin and destination buildings.

**Special Notes:**

- A. King Office Services will obtain the Certificate of Insurance.
- B. I will conduct a move orientation meeting at your convenience. Our philosophy is the more prepared your personnel are before the move, the smoother the move will go.
- C. The foreman and I will work closely with you and the move management team.

**RELOCATION AGENDA / MOVE PLAN**

**WORK TO BE PERFORMED:**

A schedule of training and organizational meetings will be established upon award of the job. Each move has specific requirements that dictate different levels and quantities of meetings. We will provide as much training that is needed to prepare your staff for the move.

**BEFORE MOVE DAY**

We will deliver all moving supplies, with a set of labels used in identifying employees work areas. Instructions on how to use our labeling system will be provided at this time.

A pre-move meeting with myself and all personnel involved in the move should be held on this day. About 30 minutes to one hour is needed for this meeting.

**Payment Terms**

**With credit approval, terms are net 15 days. Without credit approval, payment is due upon conclusion of the move. A company check is acceptable. A deposit of up to 50% is required upon award of contract.**

## INVESTMENT INFORMATION

|   |  |            |                    |
|---|--|------------|--------------------|
| 1 | Macy – Move to Temporary Quarters  |            | \$6,760.00         |
|   | 3 Bobtail(s) and Driver(s) @ \$56.00/Hour/Truck for 10 Hour(s)   | \$1,680.00 |                    |
|   | 14 Additional Men @ \$31.00/Hr./Man for 10 Hour(s)   | \$4,340.00 |                    |
|   | 2 Foremen @ \$37.00/Hr./Man for 10 Hour(s)   | \$740.00   |                    |
| 1 | Macy – Move Back to Original Site  |            | \$6,760.00         |
|   | 3 Bobtail(s) and Driver(s) @ \$56.00/Hour/Truck for 10 Hour(s)   | \$1,680.00 |                    |
|   | 14 Additional Men @ \$31.00/Hr./Man for 10 Hour(s)   | \$4,340.00 |                    |
|   | 2 Foremen @ \$37.00/Hr./Man for 10 Hour(s)   | \$740.00   |                    |
|   | <i>The cost to move 1 box is approximately \$3.00/box the cost to move 1 file cabinet is approximately \$20.00. These are benchmark prices only.</i> |            |                    |
|   | <b>Total Cost – To Temp site and Back</b>  |            | <b>\$13,520.00</b> |

### Options:

|   |  |            |            |
|---|--|------------|------------|
| 1 | Move Project Management  |            | FREE       |
|   | 1 Mover Project Manager @ \$65.00/Hr./Man for 14 Hour(s)   | \$910.00   |            |
|   | <i>No Charge - Repeat Client Consideration</i>   |            |            |
| 2 | Containers & Supplies (Purchase)   |            | \$3,075.00 |
|   | 1,500 Box - Standard Autofold(s) @ \$1.85/Each   | \$2,775.00 |            |
|   | Box Delivery/Pickup  | \$300.00   |            |
|   | <i>These boxes could be used for both the move out and the move back. "Renting" boxes would be more costly because of renting them twice.</i>  |            |            |
| 3 | Crates   |            | \$0.00     |
|   | <i>We will offer the use of 750 crates, plus delivery and pick up for each phase at the same cost of buying the boxes. Lost equipment would need to be replaced at the current cost of the lost item. This option would need to be pre-paid in Phase one. King Office would manage all crate deliveries, Pick-ups and storage in between phases for the duration of the 6 phases. Labor charges are calculated from the time of arrival to the time of departure plus 1 total hour of travel time. Service requiring 3 hours or less is charged at a 4 hour minimum.</i> |            |            |

### Rental Equipment Return Policy: (If Applicable)

When equipment is delivered you are required to sign for it's receipt and, when picked-up, again required to sign for the removal. You are responsible for any quantities of rental equipment NOT returned.

All rental equipment is provided at the quantities and period of time as noted in the terms and conditions of your proposal. Additional equipment and rental time can be purchased and will be charged at current market rates for the new time and quantities rented.

At your scheduled pick-up you are agreeing to have all equipment emptied and readied for removal. Equipment not returned at this time will be charged at the following rates: Crates-\$40.00, Crate Dolly-\$60.00, 4-wheeled Dolly- \$60.00, Wood Cart - \$250.00, Metal Cart, \$300.00. Any rental item not listed will be charged at an appropriate replacement cost obtained from our office. If additional pick-ups are necessary to retrieve remaining rental equipment, additional pick-up charges will be assessed.

Exceptions to the above price are as follows:

- All container charges are for the actual materials used.
- Original move quantity or specifications change.
- Problems or obstacles that will limit our ability to perform.
- Organizational or communication problems that may interrupt our move in progress.
- Inability to use origin and/or destination accesses. (alley way, elevator, etc.)

Thank you for entrusting this very important move with us. I guarantee you of my personal attention to all aspects of your relocation.

Sincerely,  
**King Office Services**

Nick Stentz  
Project Manager

*Note: References available upon request*

## Scope of Work

Prepared For: **Macy Elementary School**

Prepared By: **Nick Stentz**

### Worksheet: **WS1-Office**

| Item                    | Count |
|-------------------------|-------|
| Box - Standard Autofold | 1,500 |
| File - Vertical         | 100   |

|                  |                                 |
|------------------|---------------------------------|
| # Items:         | 1,600                           |
| Total Volume:    | 8,500 Cubes                     |
| Truckloads:      | Office - 14 Bobtail Load(s)     |
| Move Duration:   | Office - 10 hours               |
| Total Man hours: | Office - 190 hours              |
| Containers:      | Box - Standard Autofold (1,500) |

## PURCHASE ORDERS FOR BOARD APPROVAL

14-Dec-20

| NO#   | VENDOR                       | DESCRIPTION                                       | AMOUNT      |
|-------|------------------------------|---|-------------|
| 86190 | BISHOP                       | BACKPACK SPRAYERS                                 | \$288.16    |
| 86191 | HOTSY                        | RS-EQUIPMENT REPAIR                               | \$110.00    |
| 86192 | SENTRY SIGNS AND PRINTING    | MAYBROOK-SIGN                                     | \$197.50    |
| 86193 | VOID                         | VOID  | \$0.00      |
| 86194 | TURFSTAR                     | HYDRAULIC FLUID                                   | \$450.00    |
| 86195 | DIVISION OF STATE ARCHITECT  | JORDAN -DSA PLAN CHECK FEES                       | \$75,087.60 |
| 86196 | TABLET KIOSK                 | MOBILE TABLET-NUTRITION SERVICES                  | \$12,785.31 |
| 86197 | RTC ENGRAVING                | BRICK ENGRAVING                                   | \$1,234.05  |
| 86198 | DAVE BANG                    | BENCHES (W/O BACK) RANCHO STARBUCK                | \$1,656.71  |
| 86199 | ASCD                         | OLITA-ANNUAL MEMBERSHIP                           | \$89.00     |
| 86200 | ELLISON EDUCATIONAL          | XL CUTTING PAD                                    | \$14.00     |
| 86201 | A-1 FENCE COMPANY            | CHAIN LINK FENCE-MAYBROOK                         | \$5,760.00  |
| 86202 | PHONAK                       | ROGER X RECEIVERS-J. MENDOZA                      | \$1,621.16  |
| 86203 | PHONAK                       | ROGER X RECEIVERS-R. COLEMAN                      | \$1,621.16  |
| 86204 | STARFALL                     | ANNUAL RENEWAL-GALANG                             | \$70.00     |
| 86205 | BEARCOM                      | RADIO WITH CHARGER                                | \$9,326.69  |
| 86206 | CALIFORNIA LEAGUE OF ESPORTS | REGISTRATION                                      | \$2,995.00  |
| 86207 | BRIGHTON MUSIC CENTER        | MUSIC PROGRAM-MILLER, RS                          | \$149.50    |
| 86208 | SENTRY SIGNS AND PRINTING    | REPLACEMENT BANNER FOR EL PORTAL                  | \$154.35    |
| 86209 | VERSA TABLES                 | SNEEZE GUARDS                                     | \$1,099.98  |
| 86210 | GREENFIELD LEARNING          | MG-ONE YR. SUBSCRIPTION TO READING LICENSE        | \$5,780.00  |
| 86211 | CF ENVIRONMENTAL             | OLITA-HAZ MATERIALS TESTING -BD APPR 10/5/20      | \$30,231.51 |
| 86212 | ELITE MODULAR                | 2ND YR. LEASE TERM-MAYBROOK ES-11/1-10/31/21      | \$82,600.00 |
| 86213 | WPS                          | BRIEF2 SELF REPORT FORMS                          | \$297.56    |
| 86214 | LUNG TRAINER LLC             | LUNAR TRAINER CLASSIC                             | \$430.00    |
| 86215 | TEACHERS PAY TEACHERS        | VOWEL TEAM PHONICS BUNDLE + ONLINE                | \$92.99     |
| 86216 | AMPLIFIED IT                 | ONE YEAR LICENSE-G SUITE ENTERPRISE FOR EDUCATION | \$7,680.00  |
| 86217 | DIV OF STATE ARCHITECT       | FEES FOR MACY SEWER                               | \$2,475.00  |
| 86218 | JW PEPPER                    | FOLDER AND CHAIRS                                 | \$7,530.83  |
| 86219 | RIVERSIDE INSIGHTS           | FORMS   | \$944.39    |
| 86220 | IMPERIAL BAND INSTRUMENTS    | MUSIC PROGRAM-MILLER, RS                          | \$1,810.82  |
| 86221 | DEAD AND BURIED, INC.        | CERAMIC COFFEE MUGS                               | \$326.20    |
| 86222 | LA HABRA MUSIC CENTER        | KEY BOARD FOR CHOIR                               | \$116.81    |
| 86223 | NEARPOD INC.                 | DIGITAL SITE LICENSE 10/21/2020-10/20/2021        | \$2,500.00  |
| 86224 | SENTRY SIGNS AND PRINTING    | DISTRICT COVID BANNERS- ALL SITES                 | \$3,343.33  |
| 86225 | BUENA PARK PLAQUE & TROPHY   | ENGRAVING-BRASS BELLS                             | \$199.34    |
| 86226 | DATA IMPRESSIONS             | 65" VIEWSONIC TV'S AND PLAYERS-12                 | \$45,017.29 |
| 86227 | PRO-ED                       | LANGUAGE SCALE TEST FORMS                         | \$161.33    |
| 86228 | MONOPRICE                    | ETHERNET CABLE                                    | \$33.27     |

Respectfully Submitted,



\$306,280.84

Jim Coombs, Superintendent of Schools



"B" WARRANTS FOR BOARD APPROVAL ON:  
**December 14, 2020**

"B" WARRANT DOCUMENTS : 491 - 818, 3027 - 3035

|                     |
|---------------------|
| <b>1,721,248.51</b> |
|---------------------|

THE FOLLOWING "B" WARRANT VOUCHERS ARE INCLUDED IN THE ABOVE SEQUENCE OF NUMBERS SUBMITTED FOR APPROVAL. ANY INTERRUPTIONS IN THE SEQUENCE ARE DUE TO THE VOUCHER BEING HELD FOR AUDIT BY LACOE AND RELEASED AT A LATER DATE. THE 3000s INDICATE A NUTRITION SERVICES PAYABLE.

| NO. | VENDOR   | AMOUNT     |
|-----|--|------------|
| 491 | ATKINSON, ANDELSON, LOYA, RUUD-CONTRACT SVCS         | 4,386.25   |
| 552 | BLICK ART MATERIALS-RS, LLM -SUPPLIES                | 566.71     |
| 557 | EDUCATION ADMIN WEB ADVISOR-SUPPLIES                 | 3,936.00   |
| 560 | GOOD-LITE-CURR, SUPPLIES                             | 53.24      |
| 562 | ARIANA CAZARES-RS, SUPPLIES                          | 146.03     |
| 563 | SANDY JAN-SPEC EDUC-PURCHASE REIMBURSEMENT           | 151.37     |
| 570 | SHERYL MCDONALD-CURR, SUPPLIES EXPENSE REIMBURSEMENT | 29.63      |
| 571 | AMERICAN INTEGRATED RESOURCES-BOND, CONTRACT SVCS    | 217,027.50 |
| 576 | SALDANA LANDSCAPING-BOND-CONTRACT SVCS               | 10,171.65  |
| 581 | FRONTIER COMM-TECH, DISTRICT, UTILITIES              | 61.68      |
| 582 | SO CAL EDISON-OLITA, MAINTENANCE-UTILITIES           | 5,825.41   |
| 583 | SO CAL GAS CO-EP, OL-UTILITIES                       | 79.52      |
| 584 | TIME WARNER CABLE-COMM, UTILITIES                    | 886.05     |
| 585 | IMPERIAL SPRINKLER-GROUNDS-SUPPLIES                  | 4,565.99   |
| 586 | LOWE'S-EP, JO, MA, MG, RS-SUPPLIES                   | 682.50     |
| 587 | CINTAS FIRE PROTECTION-MAINTENANCE, SERVICES         | 2,249.59   |
| 588 | DANIELS TIRE SERVICE-MAINTENANCE, SUPPLIES           | 42.79      |
| 589 | MATT CUKRO-MEADOW GREEN-PURCH REIMBURSEMENT          | 109.33     |
| 590 | BRAINPOP, INC.-OLITA-SUPPLIES                        | 2,750.00   |
| 591 | THE STANDARD- EMPLOYEE VOLUNTARY DEDUCTIONS          | 5,210.30   |
| 592 | AMERICAN FIDELITY-VOLUNTARY DEDUCTIONS               | 17,737.69  |
| 593 | CINTAS FIRE PROTECTION-MAINTENANCE, SERVICES         | 150.00     |
| 594 | FRONTIER COMM-TECH, DISTRICT, UTILITIES              | 1,080.90   |
| 595 | SO CAL EDISON-EP, MACY, RS-UTILITIES                 | 15,058.88  |
| 596 | SO CAL GAS-MG, RS,M&O-UTILITIES                      | 88.32      |
| 597 | TIME WARNER CABLE-COMM, UTILITIES                    | 5,947.01   |
| 598 | BUG FLIP-NUTRITION SVCS-CONTRACT SERVICES            | 1,035.00   |
| 599 | BUG FLIP-NUTRITION SVCS-CONTRACT SERVICES            | 240.00     |
| 600 | ATKINSON, ANDELSON, LOYA, RUUD-CONTRACT SVCS         | 1,571.25   |
| 601 | BEARCOM-OLITA, SUPPLIES                              | 42.94      |
| 602 | BUENA PARK HIGH SCHOOL-RS, SUPPLIES                  | 220.00     |
| 603 | LA HABRA ROTARY CLUB-SUPT. MEMBER DUES               | 100.00     |
| 604 | APRIL BULLARD-RS, PURCHASE REIMBURSEMENT             | 84.26      |
| 605 | ALAN MAO-TECH, PURCHASE REIMBURSEMENT                | 99.67      |
| 606 | LINDA TAKACS-RS, PURCHASE REIMB                      | 334.71     |
| 607 | HAUFFE CO.-MAINTENANCE, CONTRACT SVCS                | 25,872.00  |
| 608 | HAUFFE CO.-MAINTENANCE, CONTRACT SVCS                | 1,008.00   |
|     | EARLY RETIREE REIMBURSEMENTS                         |            |
| 609 | DAWN AANDAHL   | 525.39     |

|     |   |            |
|-----|---|------------|
| 610 | BRENT ALLSMAN   | 506.24     |
| 611 | ELIZABETH KANESHIRO                                     | 948.67     |
| 612 | SHELLEY MARKER  | 525.39     |
| 613 | PENNY MAYERCHECK  | 1,189.78   |
| 614 | BRUCE PATTILLO  | 506.24     |
| 615 | RONALD RANDOLPH   | 630.56     |
| 616 | GAYLE ROGERS  | 245.78     |
| 617 | CLAUDIA SCHALCHLIN                                      | 525.39     |
| 618 | EMILY WAKEFIELD   | 525.39     |
| 620 | HOLLY WOLFE   | 525.39     |
|     |   |            |
| 621 | SANDY JAN-SPEC EDUC-PURCHASE REIMBURSEMENT              | 6.95       |
| 623 | FULLERTON SCHOOL DISTRICT-PRINTING SERVICES             | 68.00      |
| 624 | ERICKSON HALL-BOND, CONTRACT SERVICES                   | 598,067.75 |
| 625 | SCHOOLS FIRST FED CREDIT UNION-VOLUNTARY DEDUCTIONS     | 22,875.00  |
| 626 | CREDIT UNION OF SO CAL-VOLUNTARY DEDUCTIONS             | 2,887.80   |
| 627 | AMERICAN FIDELITY-VOLUNTARY DEDUCTIONS                  | 6,744.60   |
| 628 | COLLEEN PATTERSON-BUS SVCS, CONSULTANT                  | 170.00     |
| 629 | QUADIENT FINANCE USA-POSTAGE AND SUPPLIES               | 2,533.59   |
| 630 | THE READING WAREHOUSE-OLITA, SPEC ED, BOOKS             | 1,200.00   |
| 631 | SALDANA LANDSCAPING-BOND-CONTRACT SVCS-RETENTION        | 535.35     |
| 632 | SPARKLETTS-RS, SUPPLIES                                 | 50.73      |
| 633 | TURNITIN-LLM, SUPPLIES, CURRICULUM                      | 2,175.00   |
| 635 | UTIL-LOCATE-MACY: BOND, CONTRACT SERVICES               | 8,800.00   |
| 636 | STARFALL-SPEC ED,EP- FORMS/SUPPLIES                     | 70.00      |
| 637 | TURF STAR-GROUNDS, SUPPLIES                             | 1,080.21   |
| 639 | ULINE-RS, SUPPLIES                                      | 593.38     |
| 640 | MCGRAW HILL-LLM, SUPPLIES                               | 107.76     |
| 641 | MIND RESEARCH INSTITUTE-JOR, MACY, OLITA-ANNUAL RENEWAL | 12,000.00  |
| 642 | IXL LEARNING-OLITA, SERVICES                            | 719.00     |
| 643 | ICS SERVICE-MAYBROOK, SERVICES                          | 156.80     |
| 644 | JONES SCHOOL SUPPLY-MEADOW GREEN-SUPPLIES               | 477.47     |
| 645 | IMAGE APPAREL FOR BUSINESS-MAINT, SUPPLIES              | 5,473.35   |
| 646 | ICS SERVICE CO-BOND, CONTRACT SVCS                      | 994.50     |
| 647 | PQ BIDS-BOND, SERVICES                                  | 10,000.00  |
| 648 | RTC ENGRAVING-OLITA, SUPPLIES                           | 1,234.05   |
| 649 | SCHOOL SERVICES OF CA-CONTRACT SVCS                     | 320.00     |
| 653 | DIXIE LORD - SUPPLIES REIMBURSEMENT                     | 108.24     |
| 654 | CITY OF LA HABRA-EP, OL-UTILITIES, WATER                | 3,258.97   |
| 655 | MCI VERIZON-DISTRICT, UTILITIES                         | 30.51      |
| 656 | SO CAL GAS-JOR, DISTRICT-UTILITIES                      | 105.57     |
| 657 | SPECTRUM-DISTRICT, COMMUNICATIONS UTILITIES             | 880.65     |
| 658 | VERIZON WIRELESS-DISTRICT-CELLULAR SVCS                 | 6,820.65   |
| 659 | DANIELS TIRE SERVICE-MAINTENANCE, SUPPLIES              | 1,506.84   |
| 660 | HOTSY OF SO CAL- SUPPLIES                               | 946.90     |
| 661 | TENA SERRANO-RS, PURCHASE REIMBURSEMENT                 | 108.24     |
| 662 | RDM ELECTRIC, INC.-BOND, CONTRACT SVCS                  | 219,159.68 |
| 663 | RDM ELECTRIC, INC.-BOND, CONTRACT SVCS                  | 20,555.86  |

|     |   |           |
|-----|---|-----------|
| 664 | DSA ARCHITECTS-MACY, PLAN CHECK FEE             | 2,475.00  |
| 665 | POWERSCHOOL GROUP INC-BUS SVCS, CONTRACT SVC    | 3,509.57  |
| 665 | ERGOTECH CONTROLS-LLM, SUPPLIES                 | 494.90    |
| 666 | SUSAN TOLMOSOFF-MG, PURCHASE REIMBURSEMENT      | 156.36    |
| 667 | N2Y-EP,MACY, MG,OL,RS-LICENSES                  | 1,953.61  |
| 668 | LA HABRA ROTARY CLUB-SUPT. MEMBER DUES          | 160.00    |
| 669 | LEADER SERVICES-SPEC ED, SUPPLIES               | 30.12     |
| 670 | GALLAGHER PEDIATRIC THERAPY - NON PUBLIC SCHOOL | 622.64    |
| 671 | BUG FLIP-EP,MG,RS-SUPPLIES                      | 4,490.00  |
| 672 | COVENANT AIR SYSTEM-EP,JO-SUPPLIES              | 980.00    |
| 673 | DANIELS TIRE SERVICE-MAINTENANCE, SUPPLIES      | 30.89     |
| 674 | HOME DEPOT PRO-MAINTENANCE, MATERIALS/SUPPLIES  | 349.81    |
| 675 | THE SHERWIN WILLIAMS-MAINTENANCE, SUPPLIES      | 247.88    |
| 676 | SO CAL EDISON-JORDAN-UTILITIES                  | 6,044.52  |
| 677 | SUBURBAN WATER-MG, RS, DO-UTILITIES             | 11,063.43 |
| 679 | DEBRA LEES- CONTRACT SERVICES                   | 1,400.00  |
| 680 | SENTRY SIGNS/PRINTING-SUPPLIES                  | 154.35    |
| 682 | TRI DIM FILTERS-MAINTENANCE, SUPPLIES           | 4,251.14  |
| 683 | WPS-SPEC ED-PSYCHOLOGIST-SUPPLIES, FORMS        | 3,207.18  |
| 690 | LEARNING CITY-JORDAN- ANNUAL SUBSCRIPTION       | 445.50    |
| 693 | SO CAL EDISON-MG, MAINT-UTILITIES               | 4,525.90  |
| 694 | SO CAL GAS-MACY, UTILITIES                      | 70.67     |
| 695 | WARE DISPOSAL - MONTHLY TRASH SERVICES          | 2,043.44  |
| 696 | SENTRY SIGNS/PRINTING-SUPPLIES                  | 3,343.32  |
| 697 | SMART WHALE CONTROL-DO/CARES ACT, UV LIGHTS     | 48,180.00 |
| 699 | SONOVA USA-SPEC ED, HARD OF HEARING EQUIPMENT   | 1,647.17  |
| 700 | SOUTHWEST SCHOOL SUPPLY-SITES, SUPPLIES         | 3,403.31  |
| 705 | SOUTHWEST SCHOOL SUPPLY-SITES, SUPPLIES         | 823.14    |
| 711 | NCS PEARSON-SPEC ED, SUPPLIES                   | 165.00    |
| 712 | NO EXCUSES UNIVERSITY-EP, SUPPLIES              | 1,150.00  |
| 713 | BEHAVIOR AND EDUCATION - NON PUBLIC SCHOOL      | 1,828.82  |
| 714 | GALLAGHER PEDIATRIC THERAPY - NON PUBLIC SCHOOL | 892.68    |
| 715 | OCDE-CONTRACT SERVICES                          | 67,933.57 |
| 716 | DENISE SOTO - TSA VENDOR REFUND                 | 150.00    |
| 717 | GT DESIGN-SERVICES, SUPPLIES                    | 414.70    |
| 719 | AMERICAN EXPRESS - CREDIT CARD PURCHASES        | 11,926.14 |
| 720 | DATA IMPRESSIONS -TECH, SUPPLIES                | 876.28    |
| 721 | DELTA DENTAL- CERT. RETIREE VOLUNTARY PLAN      | 1,753.72  |
| 722 | APPLE, INC.-TECH, SUPPLIES                      | 7,955.39  |
| 723 | ASCD-OLITA, MEMBERSHIP                          | 89.00     |
| 724 | CITY OF LA HABRA-NUTRITION SVCS, MAINTENANCE    | 1,746.00  |
| 725 | F.M. THOMAS AIR CONDITIONING - SERVICES         | 1,952.00  |
| 726 | HOTSY OF SO CAL- SUPPLIES                       | 110.00    |
| 727 | PACIFIC PREMIER BANK-OLITA, CONTRACT SVCS       | 31,477.24 |
| 728 | JOHN ZAPPULLA -MILEAGE REIMBURSEMENT            | 37.71     |
| 729 | CINTAS - MAINTENANCE SUPPLIES                   | 11,919.10 |
| 730 | COVENANT AIR SYSTEM-MAINTENANCE-SUPPLIES        | 518.75    |
| 731 | FRONTIER COMM-TECH, DISTRICT, UTILITIES         | 61.68     |

|     |   |           |
|-----|---|-----------|
| 732 | HOME DEPOT PRO-MAINTENANCE, MATERIALS/SUPPLIES    | 3,190.09  |
| 733 | JAMES HARDWARE CO-MAINTENANCE, SUPPLIES           | 807.17    |
| 734 | TIME WARNER CABLE-COMM, UTILITIES                 | 886.05    |
| 735 | SO CAL EDISON-MA, OL, MAYBROOK                    | 3,773.01  |
| 736 | SUBURBAN WATER SYSTEMS - WATER/ UTILITIES         | 6,942.99  |
| 737 | UNITED REFRIGERATION-MG, MO, MAYBROOK             | 1,392.20  |
| 739 | ACSA-VOLUNTARY DEDUCTIONS                         | 337.37    |
| 740 | CA ASSOC OF SCHOOL PSYCHOLOGISTS                  | 15.50     |
| 741 | CSEA-VOLUNTARY DEDUCTIONS                         | 3,474.70  |
| 742 | CTA- VOLUNTARY DEDUCTIONS                         | 14,951.83 |
| 743 | PACIFIC EDUCATORS, INC./ EMPLOYEE DEDUCTIONS      | 77.00     |
| 744 | UNITED WAY OF GREATER L.A. - EMPLOYEE DEDUCTIONS  | 10.00     |
| 745 | AMERICAN FIDELITY-VOLUNTARY DEDUCTIONS            | 17,685.13 |
| 747 | WHITTIER SMOG TEST ONLY-MAINT, SMOG CHK FEE       | 68.00     |
| 748 | DANIELS TIRE SERVICE-MAINTENANCE, SUPPLIES        | 674.54    |
| 749 | JAMES HARDWARE CO-MAINTENANCE, SUPPLIES           | 143.33    |
| 750 | LOWE'S-EP, JO, MA, MG, RS-SUPPLIES                | 93.49     |
| 751 | STEPHANIE MILLER-MG, PURCHASE REIMBURSEMENT       | 81.00     |
| 752 | PLUMBING WHOLESALE OUTLET-MAINTENANCE             | 4.57      |
| 753 | BEST LAWNMOWER - MAINTENANCE SUPPLIES             | 1,599.18  |
| 754 | MCI VERIZON-DISTRICT, UTILITIES                   | 12.06     |
| 755 | SO CAL GAS CO-EP, OL-UTILITIES                    | 75.14     |
| 756 | TIME WARNER CABLE-COMM, UTILITIES                 | 880.65    |
| 757 | PEST OPTIONS-DISTRICT, PEST CONTROL               | 622.56    |
| 758 | SO CAL EDISON-EP, MACY-UTILITIES                  | 4,616.21  |
| 759 | PATRICIA HOWELL                                   | 85.16     |
| 760 | AMPLIFIED IT-ALL SITES, LICENSES                  | 7,680.00  |
| 762 | BISHOP CO.-MAINTENANCE, SUPPLIES                  | 288.16    |
| 763 | HOLLY BRANDER - SUPPLIES REIMBURSEMENT            | 263.10    |
| 764 | BUENA PARK PLAQUE & TROPHY - SUPPLIES             | 199.34    |
| 765 | DASH MEDICAL GLOVES - SUPPLIES                    | 149.83    |
| 766 | DATA IMPRESSIONS-TECH, SUPPLIES                   | 923.56    |
| 767 | DEAD AND BURIED-RS, SUPPLIES                      | 326.20    |
| 768 | FULLERTON SCHOOL DISTRICT-PRINTING SERVICES       | 450.00    |
| 769 | HOWARD TECH SOLUTIONS-SITES, SUPPLIES             | 19,077.66 |
| 770 | JIM COOMBS - PURCHASE REIMBURSEMENT               | 57.32     |
| 771 | SANDRA JAN-POSTAGE PURCHASE REIMBURSEMENT         | 13.90     |
| 772 | SHERYL MCDONALD - PURCHASE REIMBURSEMENT          | 20.00     |
| 773 | WHITNEY TAKACS-RS, PURCHASE REIMBURSEMENT         | 178.65    |
| 774 | ORANGE CO SANITATION DISTRICT- SEWER SERVICE FEES | 2,614.60  |
| 775 | AAA ELECTRICT MOTOR SALES/SVC-M&O                 | 171.20    |
| 776 | CANNINGS HARDWARE LA HABRA - SUPPLIES             | 164.27    |
| 777 | FRONTIER-TECH, SUPPLIES                           | 1,080.15  |
| 778 | GLASBY MAINTENANCE - MAINTENANCE SUPPLIES         | 5,287.22  |
| 779 | SO CAL GAS CO-,MG, RS, UTILITIES                  | 194.50    |
| 780 | TIME WARNER CABLE-COMM, UTILITIES                 | 396.34    |
| 781 | EMERGENCY MED PRODUCTS-BOND, FACILITIES           | 596.44    |
| 782 | AMERICAN FIDELITY-VOLUNTARY DEDUCTIONS            | 6,744.60  |

|      |   |           |
|------|---|-----------|
| 783  | CREDIT UNION OF SO CAL-VOLUNTARY DEDUCTIONS         | 2,887.80  |
| 784  | SCHOOLS FIRST FED CREDIT UNION-VOLUNTARY DEDUCTIONS | 21,675.00 |
| 785  | THE STANDARD- EMPLOYEE VOLUNTARY DEDUCTIONS         | 5,194.01  |
| 786  | SPARKLETTS - RANCHO STARBUCK/ WATER                 | 50.70     |
| 788  | QUADIENT FINANCE USA-POSTAGE AND SUPPLIES           | 2,005.34  |
| 794  | READYREFRESH BY NESTLE - DISTRICT OFFICE /WATER     | 62.82     |
| 795  | READYREFRESH BY NESTLE - DISTRICT OFFICE /WATER     | 68.33     |
| 797  | KRISTA VAN HOOGMOED - PURCHASE REIMBURSEMENT        | 18.20     |
| 798  | AUDRA SCHAAP - PURCHASE REIMBURSEMENT               | 9.60      |
| 799  | NEW MANAGEMENT - MAINTENANCE/ SUPPLIES              | 505.89    |
| 800  | DANIELS TIRE SERVICE-MAINTENANCE, SUPPLIES          | 692.95    |
| 801  | TIME WARNER CABLE - MONTHLY SERVICE/ UTILITIES      | 396.34    |
| 802  | TIME WARNER CABLE- MONTHLY SERVICE/ UTILITIES       | 5,154.33  |
| 803  | CITY OF LA HABRA - MONTHLY UTILITIES                | 1,084.42  |
| 804  | THE HOME DEPOT - SUPPLIES                           | 3,820.11  |
| 805  | VERIZON WIRELESS- MONTHLY SERVICE/ UTILITIES        | 5,527.58  |
|      | EARLY RETIREE REIMBURSEMENTS                        |           |
| 806  | DAWN AANDAHL  | 525.39    |
| 807  | BRENT ALLSMAN                                       | 506.24    |
| 808  | ELIZABETH KANESHIRO                                 | 948.67    |
| 809  | SHELLEY MARKER                                      | 525.39    |
| 810  | PENNY MAYERCHECK                                    | 1,189.78  |
| 811  | BRUCE PATTILLO                                      | 506.24    |
| 812  | RONALD RANDOLPH                                     | 630.56    |
| 813  | GAYLE ROGERS  | 245.78    |
| 814  | CLAUDIA SCHALCHLIN                                  | 525.39    |
| 815  | EMILY WAKEFIELD                                     | 525.39    |
| 816  | NANCY WHITE   | 1,189.78  |
| 817  | NANCY WHITE   | 1,189.78  |
| 818  | HOLLY WOLFE   | 525.39    |
|      |   |           |
| 3027 | FORM PLASTICS CO-NUTRITION SVCS, SUPPLIES           | 361.94    |
| 3028 | ROSALIE GUZMAN-NUTRITION SVCS, MEAL REFUND          | 31.83     |
| 3029 | BUG FLIP-NUTRITION SVCS-CONTRACT SERVICES           | 180.00    |
| 3030 | FORM PLASTICS CO-NUTRITION SVCS, SUPPLIES           | 2,223.37  |
| 3031 | LADYBUGS ENVIRONMENTAL-NUTRITION SVCS               | 55.00     |
| 3032 | P&R PAPER-NUTRITION SVCS, SUPPLIES                  | 806.76    |
| 3033 | GOLD STAR FOODS - NUTRITION SERVICES/ SUPPLIES      | 16,368.18 |
| 3034 | DRIFTWOOD DAIRY - NUTRITION SERVICES/ SUPPLIES      | 10,787.64 |
| 3035 | VALPRO, INC. - NUTRITION SERVICES/ SUPPLIES         | 4,729.20  |



**Budget Adjustment Summary  
K-12/ROPs/JPAs**

|   |  |
|---|--|
| PERIOD AFFECTED:                                  |  |
| <input type="checkbox"/> Adopted Budget           |  |
| <input checked="" type="checkbox"/> First Interim |  |
| <input type="checkbox"/> Second Interim           |  |
| <input type="checkbox"/> Third Interim            |  |
| <input type="checkbox"/> Unaudited Actuals        |  |

Submit one (1) certified original of this form.

|                                 |   |  |
|---------------------------------|---|--|
| DISTRICT NUMBER<br><b>64766</b> | GL JOURNAL ID NUMBER<br><b>F1007</b>        | FUND NUMBER<br><b>40.0</b>   |
| FISCAL YEAR<br><b>2020-21</b>   | FUND NAME<br><b>Capital Facilities Fund</b> | <input type="checkbox"/> UNRESTRICTED <input checked="" type="checkbox"/> RESTRICTED |

|                                      |  |
|--------------------------------------|--|
| DATE OF SUMMARY<br><b>12/09/2020</b> | NAME OF SCHOOL DISTRICT<br><b>Lowell Joint School District</b> |
|--------------------------------------|--|

| A. Revenues/Other Financing Sources              | Object Code | Specific Object Code | Specific Resource Code | Budget Adjustment Increase (Decrease) |
|--|-------------|----------------------|------------------------|---------------------------------------|
| 1. LCFF Sources                                  | 8010-8099   |                      |                        | \$ 0.00                               |
| 2. Federal Revenue                               | 8100-8299   |                      |                        | 0.00                                  |
| 3. Other State Revenue                           | 8300-8599   |                      |                        | 0.00                                  |
| 4. Other Local Revenue                           | 8600-8799   |                      |                        | (4,145.00)                            |
| 5. Interfund Transfers In                        | 8900-8929   |                      |                        | 0.00                                  |
| 6. All Other Financing Sources                   | 8930-8979   |                      |                        | 0.00                                  |
| 7. Contributions                                 | 8980-8999   |                      |                        |                                       |
| <b>8. Total Revenues/Other Financing Sources</b> |             |                      |                        | <b>\$ (4,145.00)</b>                  |

| B. Expenditures/Other Financing Uses               | Object Code | Resource Code (Optional) | Budget Adjustment Increase (Decrease) |
|--|-------------|--------------------------|---------------------------------------|
| 1. Certificated Personnel Salaries                 | 1000-1999   |                          | \$ 0.00                               |
| 2. Classified Personnel Salaries                   | 2000-2999   |                          | 708.00                                |
| 3. Employee Benefits                               | 3000-3999   |                          | 538.00                                |
| 4. Books and Supplies                              | 4000-4999   |                          | 0.00                                  |
| 5. Services and Other Operating Expenditures       | 5000-5999   |                          | (125,260.00)                          |
| 6. Capital Outlay                                  | 6000-6999   |                          | (288,000.00)                          |
| 7. Tuition   | 7100-7199   |                          | 0.00                                  |
| 8. Interagency Transfers Out                       | 7200-7299   |                          | 0.00                                  |
| 9. Transfers of Indirect Costs                     | 7300-7399   |                          | 0.00                                  |
| 10. Debt Service                                   | 7430-7439   |                          | 0.00                                  |
| 11. Interfund Transfers Out                        | 7600-7629   |                          | 0.00                                  |
| 12. All Other Financing Uses                       | 7630-7699   |                          | 0.00                                  |
| <b>13. Total Expenditures/Other Financing Uses</b> |             |                          | <b>\$ (412,014.00)</b>                |

|  |                      |
|--|----------------------|
| <b>C. Subtotal A8 - B13 [This amount will increase (Decrease) Ending Fund Balance]</b> | <b>\$ 407,869.00</b> |
|--|----------------------|

**NOTES:** Line A5 - Interfund Transfers In and Line B11 - Interfund Transfers Out must equal.  
Line A7 - Contributions must net to zero at the total fund level.  
If Section C is not zero, you must complete Section D on Page 2.

| D. Components of Ending Fund Balance  | Object Code | Resource Code | Revision Increase (Decrease) |
|---|-------------|---------------|------------------------------|
| <b>1. Nonspendable Amounts</b>  | <b>9711</b> |               | \$                           |
| Revolving Cash  |             |               |                              |
| Stores  | <b>9712</b> |               |                              |
| Prepaid Expenditures  | <b>9713</b> |               |                              |
| All Others  | <b>9719</b> |               |                              |
| Total Nonspendable Amounts  |             |               | 0.00                         |
| <b>2. Restricted Amounts</b>  | <b>9740</b> |               | \$                           |
| Restricted  |             |               |                              |
| Total Restricted Amounts  |             |               | 0.00                         |
| <b>3. Committed Amounts</b>   | <b>9750</b> |               | \$                           |
| Stabilization Arrangements  |             |               |                              |
| Other Commitments   | <b>9760</b> |               |                              |
| Total Committed Amounts   |             |               | 0.00                         |
| <b>4. Assigned Amounts</b>  | <b>9780</b> |               | \$                           |
| Other Assignments   |             |               | 407,869.00                   |
| Total Assigned Amounts  |             |               | 407,869.00                   |
| <b>5. Unassigned/Unappropriated Amounts</b>   | <b>9789</b> |               | \$                           |
| Reserve for Economic Uncertainties  |             |               |                              |
| Unassigned/Unappropriated/Unrestricted Net Position                                   | <b>9790</b> |               |                              |
| Total Unassigned/Unappropriated Amounts   |             |               | 0.00                         |
| <b>6. Total Components of Ending Fund Balance (Must Equal the Total in Section C)</b> |             |               | \$ 407,869.00                |

**E. Narrative Explanation for this Revision - Must be Completed**

*2020-21 First Interim Adjustment based on projections for remainder of fiscal year.*

**F. School District Certification - Must be Completed**


|   |  |  |   |
|---|--|--|---|
| NAME OF SCHOOL DISTRICT CONTACT PERSON<br>Andrea Reynolds |  | TELEPHONE NUMBER OF CONTACT PERSON<br>( 562 ) 943-0211 | EMAIL ADDRESS OF CONTACT PERSON<br>areynolds@ljsd.org |
| DATE OF BOARD APPROVAL<br>12/14/2020                      | SIGNATURE OF AUTHORIZED SIGNATORY OR DESIGNEE OF THE BOARD | PRINT NAME AND TITLE<br>Jim Coombs, Superintendent     | DATE SIGNED<br>12/14/2020                             |

Submit one (1) certified original of this form to:

Los Angeles County Office of Education  
Business Advisory Services  
9300 Imperial Highway  
Downey, CA 90242-2890

Approved:

Debra Duardo, M.S.W., Ed.D.  
Los Angeles County  
Superintendent

|   |                           |
|---|---------------------------|
| SIGNATURE OF LOS ANGELES COUNTY SUPERINTENDENT OF SCHOOLS DEPUTY<br> | DATE SIGNED<br>12/14/2020 |
|---|---------------------------|



## Budget Adjustment Summary K-12/ROPs/JPAs

|   |  |
|---|--|
| PERIOD AFFECTED:                                  |  |
| <input type="checkbox"/> Adopted Budget           |  |
| <input checked="" type="checkbox"/> First Interim |  |
| <input type="checkbox"/> Second Interim           |  |
| <input type="checkbox"/> Third Interim            |  |
| <input type="checkbox"/> Unaudited Actuals        |  |

Submit one (1) certified original of this form.

|                                 |   |  |
|---------------------------------|---|--|
| DISTRICT NUMBER<br><b>64766</b> | GL JOURNAL ID NUMBER<br><b>FI006</b>        | FUND NUMBER<br><b>25.0</b>   |
| FISCAL YEAR<br><b>2020-21</b>   | FUND NAME<br><b>Capital Facilities Fund</b> | <input type="checkbox"/> UNRESTRICTED <input checked="" type="checkbox"/> RESTRICTED |

|                                      |  |
|--------------------------------------|--|
| DATE OF SUMMARY<br><b>12/09/2020</b> | NAME OF SCHOOL DISTRICT<br><b>Lowell Joint School District</b> |
|--------------------------------------|--|

| A. Revenues/Other Financing Sources              | Object Code | Specific Object Code | Specific Resource Code | Budget Adjustment Increase (Decrease) |
|--|-------------|----------------------|------------------------|---------------------------------------|
| 1. LCFF Sources                                  | 8010-8099   |                      |                        | \$ 0.00                               |
| 2. Federal Revenue                               | 8100-8299   |                      |                        | 0.00                                  |
| 3. Other State Revenue                           | 8300-8599   |                      |                        | 0.00                                  |
| 4. Other Local Revenue                           | 8600-8799   |                      |                        | 0.00                                  |
| 5. Interfund Transfers In                        | 8900-8929   |                      |                        | 0.00                                  |
| 6. All Other Financing Sources                   | 8930-8979   |                      |                        | 0.00                                  |
| 7. Contributions                                 | 8980-8999   |                      |                        | 0.00                                  |
| <b>8. Total Revenues/Other Financing Sources</b> |             |                      |                        | <b>\$ 0.00</b>                        |

| B. Expenditures/Other Financing Uses               | Object Code | Resource Code (Optional) | Budget Adjustment Increase (Decrease) |
|--|-------------|--------------------------|---------------------------------------|
| 1. Certificated Personnel Salaries                 | 1000-1999   |                          | \$ 0.00                               |
| 2. Classified Personnel Salaries                   | 2000-2999   |                          | 0.00                                  |
| 3. Employee Benefits                               | 3000-3999   |                          | 0.00                                  |
| 4. Books and Supplies                              | 4000-4999   |                          | (10,000.00)                           |
| 5. Services and Other Operating Expenditures       | 5000-5999   |                          | (110,000.00)                          |
| 6. Capital Outlay                                  | 6000-6999   |                          | 272,160.00                            |
| 7. Tuition   | 7100-7199   |                          | 0.00                                  |
| 8. Interagency Transfers Out                       | 7200-7299   |                          | 0.00                                  |
| 9. Transfers of Indirect Costs                     | 7300-7399   |                          | 0.00                                  |
| 10. Debt Service                                   | 7430-7439   |                          | 0.00                                  |
| 11. Interfund Transfers Out                        | 7600-7629   |                          | 0.00                                  |
| 12. All Other Financing Uses                       | 7630-7699   |                          | 0.00                                  |
| <b>13. Total Expenditures/Other Financing Uses</b> |             |                          | <b>\$ 152,160.00</b>                  |

|  |                        |
|--|------------------------|
| <b>C. Subtotal A8 - B13 [This amount will increase (decrease) ending fund balance]</b> | <b>\$ (152,160.00)</b> |
|--|------------------------|

**NOTES:** Line A5 - Interfund Transfers In and Line B11 - Interfund Transfers Out must equal.  
Line A7 - Contributions must net to zero at the total fund level.  
If Section C is not zero, you must complete Section D on Page 2.



| D. Components of Ending Fund Balance  | Object Code | Resource Code | Revision Increase (Decrease) |
|---|-------------|---------------|------------------------------|
| <b>1. Nonspendable Amounts</b>  |             |               |                              |
| Revolving Cash  | 9711        |               | \$                           |
| Stores  | 9712        |               |                              |
| Prepaid Expenditures  | 9713        |               |                              |
| All Others  | 9719        |               |                              |
| Total Nonspendable Amounts  |             |               | 0.00                         |
| <b>2. Restricted Amounts</b>  |             |               |                              |
| Restricted  | 9740        |               | \$                           |
| Total Restricted Amounts  |             |               | 0.00                         |
| <b>3. Committed Amounts</b>   |             |               |                              |
| Stabilization Arrangements  | 9750        |               | \$                           |
| Other Commitments   | 9760        |               |                              |
| Total Committed Amounts   |             |               | 0.00                         |
| <b>4. Assigned Amounts</b>  |             |               |                              |
| Other Assignments   | 9780        |               | \$ (152,160.00)              |
| Total Assigned Amounts  |             |               | (152,160.00)                 |
| <b>5. Unassigned/Unappropriated Amounts</b>   |             |               |                              |
| Reserve for Economic Uncertainties  | 9789        |               | \$                           |
| Unassigned/Unappropriated/Unrestricted Net Position                                   | 9790        |               |                              |
| Total Unassigned/Unappropriated Amounts   |             |               | 0.00                         |
| <b>6. Total Components of Ending Fund Balance (Must Equal the Total in Section C)</b> |             |               | <b>\$ (152,160.00)</b>       |

**E. Narrative Explanation for this Revision - Must be Completed**

*2020-21 First Interim Adjustment based on projections for remainder of fiscal year.*

**F. School District Certification - Must be Completed**

|   |  |  |   |
|---|--|--|---|
| NAME OF SCHOOL DISTRICT CONTACT PERSON<br>Andrea Reynolds |  | TELEPHONE NUMBER OF CONTACT PERSON<br>( 562 ) 943-0211 | EMAIL ADDRESS OF CONTACT PERSON<br>areynolds@ljsd.org |
| DATE OF BOARD APPROVAL<br>12/14/2020                      | SIGNATURE OF AUTHORIZED SIGNATORY OR DESIGNEE OF THE BOARD | PRINT NAME AND TITLE<br>Jim Coombs, Superintendent     | DATE SIGNED<br>12/14/2020                             |


Submit one (1) certified original of this form to:

Los Angeles County Office of Education  
Business Advisory Services  
9300 Imperial Highway  
Downey, CA 90242-2890

Approved:

Debra Duardo, M.S.W., Ed.D.  
Los Angeles County  
Superintendent

SIGNATURE OF LOS ANGELES COUNTY SUPERINTENDENT OF SCHOOLS DEPUTY



DATE SIGNED

12/14/2020



**Los Angeles County  
Office of Education**

Serving Students • Supporting Communities • Leading Educators

## Budget Adjustment Summary K-12/ROPs/JPAs

|   |  |
|---|--|
| <b>PERIOD AFFECTED:</b>                           |  |
| <input type="checkbox"/> Adopted Budget           |  |
| <input checked="" type="checkbox"/> First Interim |  |
| <input type="checkbox"/> Second Interim           |  |
| <input type="checkbox"/> Third Interim            |  |
| <input type="checkbox"/> Unaudited Actuals        |  |

**Submit one (1) certified original of this form.**

|                                 |                                      |  |
|---------------------------------|--------------------------------------|--|
| DISTRICT NUMBER<br><b>64766</b> | GL JOURNAL ID NUMBER<br><b>FI005</b> | FUND NUMBER<br><b>21.0</b>   |
| FISCAL YEAR<br><b>2020-21</b>   | FUND NAME<br><b>Building Fund</b>    | <input type="checkbox"/> UNRESTRICTED <input checked="" type="checkbox"/> RESTRICTED |

|                                      |  |
|--------------------------------------|--|
| DATE OF SUMMARY<br><b>12/09/2020</b> | NAME OF SCHOOL DISTRICT<br><b>Lowell Joint School District</b> |
|--------------------------------------|--|

| A. Revenues/Other Financing Sources              | Object Code | Specific Object Code | Specific Resource Code | Budget Adjustment Increase (Decrease) |
|--|-------------|----------------------|------------------------|---------------------------------------|
| 1. LCFF Sources                                  | 8010-8099   |                      |                        | \$ 0.00                               |
| 2. Federal Revenue                               | 8100-8299   |                      |                        | 0.00                                  |
| 3. Other State Revenue                           | 8300-8599   |                      |                        | 0.00                                  |
| 4. Other Local Revenue                           | 8600-8799   |                      |                        | 0.00                                  |
| 5. Interfund Transfers In                        | 8900-8929   |                      |                        | 0.00                                  |
| 6. All Other Financing Sources                   | 8930-8979   |                      |                        | 34,000,000.00                         |
| 7. Contributions                                 | 8980-8999   |                      |                        | 0.00                                  |
| <b>8. Total Revenues/Other Financing Sources</b> |             |                      |                        | <b>\$ 34,000,000.00</b>               |

| B. Expenditures/Other Financing Uses               | Object Code | Resource Code (Optional) | Budget Adjustment Increase (Decrease) |
|--|-------------|--------------------------|---------------------------------------|
| 1. Certificated Personnel Salaries                 | 1000-1999   |                          | \$ 0.00                               |
| 2. Classified Personnel Salaries                   | 2000-2999   |                          | 1,464.00                              |
| 3. Employee Benefits                               | 3000-3999   |                          | 562.00                                |
| 4. Books and Supplies                              | 4000-4999   |                          | 0.00                                  |
| 5. Services and Other Operating Expenditures       | 5000-5999   |                          | 158,053.00                            |
| 6. Capital Outlay                                  | 6000-6999   |                          | 1,359,110.00                          |
| 7. Tuition   | 7100-7199   |                          | 0.00                                  |
| 8. Interagency Transfers Out                       | 7200-7299   |                          | 0.00                                  |
| 9. Transfers of Indirect Costs                     | 7300-7399   |                          | 0.00                                  |
| 10. Debt Service                                   | 7430-7439   |                          | 0.00                                  |
| 11. Interfund Transfers Out                        | 7600-7629   |                          | 0.00                                  |
| 12. All Other Financing Uses                       | 7630-7699   |                          | 0.00                                  |
| <b>13. Total Expenditures/Other Financing Uses</b> |             |                          | <b>\$ 1,519,189.00</b>                |

|   |                  |
|---|------------------|
| C. Subtotal A8 - B13 [This amount will increase (Decrease) Ending Fund Balance] | \$ 32,480,811.00 |
|---|------------------|

**NOTES:** Line A5 - Interfund Transfers In and Line B11 - Interfund Transfers Out must equal.  
 Line A7 - Contributions must net to zero at the total fund level.  
 If Section C is not zero, you must complete Section D on Page 2.

| D. Components of Ending Fund Balance | Object Code | Resource Code | Revision Increase (Decrease) |
|--------------------------------------|-------------|---------------|------------------------------|
| <b>1. Nonspendable Amounts</b>       | <b>9711</b> |               | \$                           |
| Revolving Cash                       |             |               |                              |
| Stores                               | <b>9712</b> |               |                              |
| Prepaid Expenditures                 | <b>9713</b> |               |                              |
| All Others                           | <b>9719</b> |               |                              |
| <b>Total Nonspendable Amounts</b>    |             |               | <b>0.00</b>                  |

|                                 |             |  |    |                      |
|---------------------------------|-------------|--|----|----------------------|
| <b>2. Restricted Amounts</b>    | <b>9740</b> |  | \$ | <b>32,480,811.00</b> |
| Restricted                      |             |  |    |                      |
| <b>Total Restricted Amounts</b> |             |  |    | <b>32,480,811.00</b> |

|                                |             |  |    |             |
|--------------------------------|-------------|--|----|-------------|
| <b>3. Committed Amounts</b>    | <b>9750</b> |  | \$ |             |
| Stabilization Arrangements     |             |  |    |             |
| Other Commitments              | <b>9760</b> |  |    |             |
| <b>Total Committed Amounts</b> |             |  |    | <b>0.00</b> |

|                               |             |  |    |             |
|-------------------------------|-------------|--|----|-------------|
| <b>4. Assigned Amounts</b>    | <b>9780</b> |  | \$ |             |
| Other Assignments             |             |  |    |             |
| <b>Total Assigned Amounts</b> |             |  |    | <b>0.00</b> |

|   |             |  |    |             |
|---|-------------|--|----|-------------|
| <b>5. Unassigned/Unappropriated Amounts</b>         | <b>9789</b> |  | \$ |             |
| Reserve for Economic Uncertainties                  |             |  |    |             |
| Unassigned/Unappropriated/Unrestricted Net Position | <b>9790</b> |  |    |             |
| <b>Total Unassigned/Unappropriated Amounts</b>      |             |  |    | <b>0.00</b> |

|   |  |  |    |                      |
|---|--|--|----|----------------------|
| <b>6. Total Components of Ending Fund Balance (Must Equal the Total in Section C)</b> |  |  | \$ | <b>32,480,811.00</b> |
|---|--|--|----|----------------------|

**E. Narrative Explanation for this Revision - Must be Completed**

*2020-21 First Interim Adjustment based on projections for remainder of fiscal year.*

**F. School District Certification - Must be Completed**


|   |  |  |   |
|---|--|--|---|
| NAME OF SCHOOL DISTRICT CONTACT PERSON<br>Andrea Reynolds |  | TELEPHONE NUMBER OF CONTACT PERSON<br>( 562 ) 943-0211 | EMAIL ADDRESS OF CONTACT PERSON<br>areynolds@ljsd.org |
| DATE OF BOARD APPROVAL<br>12/14/2020                      | SIGNATURE OF AUTHORIZED SIGNATORY OR DESIGNEE OF THE BOARD | PRINT NAME AND TITLE<br>Jim Coombs, Superintendent     | DATE SIGNED<br>12/14/2020                             |

Submit one (1) certified original of this form to:

Los Angeles County Office of Education  
Business Advisory Services  
9300 Imperial Highway  
Downey, CA 90242-2890

Approved:

Debra Duardo, M.S.W., Ed.D.  
Los Angeles County  
Superintendent

|   |                           |
|---|---------------------------|
| SIGNATURE OF LOS ANGELES COUNTY SUPERINTENDENT OF SCHOOLS DEPUTY<br> | DATE SIGNED<br>12/14/2020 |
|---|---------------------------|



## Budget Adjustment Summary K-12/ROPs/JPAs

|   |  |
|---|--|
| PERIOD AFFECTED:                                  |  |
| <input type="checkbox"/> Adopted Budget           |  |
| <input checked="" type="checkbox"/> First Interim |  |
| <input type="checkbox"/> Second Interim           |  |
| <input type="checkbox"/> Third Interim            |  |
| <input type="checkbox"/> Unaudited Actuals        |  |

Submit one (1) certified original of this form.

|                                 |   |  |
|---------------------------------|---|--|
| DISTRICT NUMBER<br><b>64766</b> | GL JOURNAL ID NUMBER<br><b>F1004</b>          | FUND NUMBER<br><b>14.0</b>   |
| FISCAL YEAR<br><b>2020-21</b>   | FUND NAME<br><b>Deferred Maintenance Fund</b> | <input type="checkbox"/> UNRESTRICTED <input checked="" type="checkbox"/> RESTRICTED |

|                                      |  |
|--------------------------------------|--|
| DATE OF SUMMARY<br><b>12/09/2020</b> | NAME OF SCHOOL DISTRICT<br><b>Lowell Joint School District</b> |
|--------------------------------------|--|

| A. Revenues/Other Financing Sources              | Object Code | Specific Object Code | Specific Resource Code | Budget Adjustment Increase (Decrease) |
|--|-------------|----------------------|------------------------|---------------------------------------|
| 1. LCFF Sources                                  | 8010-8099   |                      |                        | \$ 0.00                               |
| 2. Federal Revenue                               | 8100-8299   |                      |                        | 0.00                                  |
| 3. Other State Revenue                           | 8300-8599   |                      |                        | 0.00                                  |
| 4. Other Local Revenue                           | 8600-8799   |                      |                        | 0.00                                  |
| 5. Interfund Transfers In                        | 8900-8929   |                      |                        | 0.00                                  |
| 6. All Other Financing Sources                   | 8930-8979   |                      |                        | 0.00                                  |
| 7. Contributions                                 | 8980-8999   |                      |                        | 0.00                                  |
| <b>8. Total Revenues/Other Financing Sources</b> |             |                      |                        | <b>\$ 0.00</b>                        |

| B. Expenditures/Other Financing Uses               | Object Code | Resource Code (Optional) | Budget Adjustment Increase (Decrease) |
|--|-------------|--------------------------|---------------------------------------|
| 1. Certificated Personnel Salaries                 | 1000-1999   |                          | \$ 0.00                               |
| 2. Classified Personnel Salaries                   | 2000-2999   |                          | (36,345.50)                           |
| 3. Employee Benefits                               | 3000-3999   |                          | (14,316.50)                           |
| 4. Books and Supplies                              | 4000-4999   |                          | 0.00                                  |
| 5. Services and Other Operating Expenditures       | 5000-5999   |                          | 0.00                                  |
| 6. Capital Outlay                                  | 6000-6999   |                          | 0.00                                  |
| 7. Tuition   | 7100-7199   |                          | 0.00                                  |
| 8. Interagency Transfers Out                       | 7200-7299   |                          | 0.00                                  |
| 9. Transfers of Indirect Costs                     | 7300-7399   |                          | 0.00                                  |
| 10. Debt Service                                   | 7430-7439   |                          | 0.00                                  |
| 11. Interfund Transfers Out                        | 7600-7629   |                          | 0.00                                  |
| 12. All Other Financing Uses                       | 7630-7699   |                          | 0.00                                  |
| <b>13. Total Expenditures/Other Financing Uses</b> |             |                          | <b>\$ (50,662.00)</b>                 |

|  |                     |
|--|---------------------|
| <b>C. Subtotal A8 - B13 [This amount will increase (Decrease) Ending Fund Balance]</b> | <b>\$ 50,662.00</b> |
|--|---------------------|


**NOTES:** Line A5 - Interfund Transfers In and Line B11 - Interfund Transfers Out must equal.  
Line A7 - Contributions must net to zero at the total fund level.  
If Section C is not zero, you must complete Section D on Page 2.

| D. Components of Ending Fund Balance  | Object Code | Resource Code | Revision Increase (Decrease) |
|---|-------------|---------------|------------------------------|
| <b>1. Nonspendable Amounts</b>  |             |               |                              |
| Revolving Cash  | 9711        |               | \$                           |
| Stores  | 9712        |               |                              |
| Prepaid Expenditures  | 9713        |               |                              |
| All Others  | 9719        |               |                              |
| Total Nonspendable Amounts  |             |               | 0.00                         |
| <b>2. Restricted Amounts</b>  |             |               |                              |
| Restricted  | 9740        |               | \$ 50,662.00                 |
| Total Restricted Amounts  |             |               | 50,662.00                    |
| <b>3. Committed Amounts</b>   |             |               |                              |
| Stabilization Arrangements  | 9750        |               | \$                           |
| Other Commitments   | 9760        |               |                              |
| Total Committed Amounts   |             |               | 0.00                         |
| <b>4. Assigned Amounts</b>  |             |               |                              |
| Other Assignments   | 9780        |               | \$ 0.00                      |
| Total Assigned Amounts  |             |               | 0.00                         |
| <b>5. Unassigned/Unappropriated Amounts</b>   |             |               |                              |
| Reserve for Economic Uncertainties  | 9789        |               | \$                           |
| Unassigned/Unappropriated/Unrestricted Net Position                                   | 9790        |               |                              |
| Total Unassigned/Unappropriated Amounts   |             |               | 0.00                         |
| <b>6. Total Components of Ending Fund Balance (Must Equal the Total in Section C)</b> |             |               | <b>\$ 50,662.00</b>          |

**E. Narrative Explanation for this Revision - Must be Completed**

*2020-21 First Interim Adjustment based on projections for remainder of fiscal year.*

**F. School District Certification - Must be Completed**

|  |   |  |
|--|---|--|
| NAME OF SCHOOL DISTRICT CONTACT PERSON<br><b>Andrea Reynolds</b> | TELEPHONE NUMBER OF CONTACT PERSON<br><b>( 562 ) 943-0211</b>   | EMAIL ADDRESS OF CONTACT PERSON<br><b>areynolds@ljsd.org</b> |
| DATE OF BOARD APPROVAL<br><b>12/14/2020</b>                      | SIGNATURE OF AUTHORIZED SIGNATORY OR DESIGNEE OF THE BOARD<br> | PRINT NAME AND TITLE<br><b>Jim Coombs, Superintendent</b>    |
|  |   | DATE SIGNED<br><b>12/14/2020</b>                             |

Submit one (1) certified original of this form to:

Los Angeles County Office of Education  
Business Advisory Services  
9300 Imperial Highway  
Downey, CA 90242-2890

Approved:

Debra Duardo, M.S.W., Ed.D.  
Los Angeles County  
Superintendent

SIGNATURE OF LOS ANGELES COUNTY SUPERINTENDENT OF SCHOOLS DEPUTY



DATE SIGNED

**12/14/2020**



**Los Angeles County  
Office of Education**

Serving Students • Supporting Communities • Leading Educators

**Budget Adjustment Summary  
K-12/ROPs/JPs**

|   |  |
|---|--|
| PERIOD AFFECTED:                                  |  |
| <input type="checkbox"/> Adopted Budget           |  |
| <input checked="" type="checkbox"/> First Interim |  |
| <input type="checkbox"/> Second Interim           |  |
| <input type="checkbox"/> Third Interim            |  |
| <input type="checkbox"/> Unaudited Actuals        |  |

Submit one (1) certified original of this form.

|                                 |                                      |  |
|---------------------------------|--------------------------------------|--|
| DISTRICT NUMBER<br><b>64766</b> | GL JOURNAL ID NUMBER<br><b>FI003</b> | FUND NUMBER<br><b>13.0</b>   |
| FISCAL YEAR<br><b>2020-21</b>   | FUND NAME<br><b>Cafeteria Fund</b>   | <input type="checkbox"/> UNRESTRICTED <input checked="" type="checkbox"/> RESTRICTED |

|                                      |  |
|--------------------------------------|--|
| DATE OF SUMMARY<br><b>12/09/2020</b> | NAME OF SCHOOL DISTRICT<br><b>Lowell Joint School District</b> |
|--------------------------------------|--|

| A. Revenues/Other Financing Sources             | Object Code | Specific Object Code | Specific Resource Code | Budget Adjustment Increase (Decrease) |
|---|-------------|----------------------|------------------------|---------------------------------------|
| 1. LCFF Sources                                 | 8010-8099   |                      |                        | \$ 0.00                               |
| 2. Federal Revenue                              | 8100-8299   |                      |                        | 202,205.00                            |
| 3. Other State Revenue                          | 8300-8599   |                      |                        | 18,787.00                             |
| 4. Other Local Revenue                          | 8600-8799   |                      |                        | (382,953.00)                          |
| 5. Interfund Transfers In                       | 8900-8929   |                      |                        | (10,000.00)                           |
| 6. All Other Financing Sources                  | 8930-8979   |                      |                        | 0.00                                  |
| 7. Contributions                                | 8980-8999   |                      |                        | 0.00                                  |
| <b>8 Total Revenues/Other Financing Sources</b> |             |                      |                        | <b>\$ (171,961.00)</b>                |

| B. Expenditures/Other Financing Uses               | Object Code | Resource Code (Optional) | Budget Adjustment Increase (Decrease) |
|--|-------------|--------------------------|---------------------------------------|
| 1. Certificated Personnel Salaries                 | 1000-1999   |                          | \$ 0.00                               |
| 2. Classified Personnel Salaries                   | 2000-2999   |                          | 4,512.00                              |
| 3. Employee Benefits                               | 3000-3999   |                          | (11,048.00)                           |
| 4. Books and Supplies                              | 4000-4999   |                          | 0.00                                  |
| 5. Services and Other Operating Expenditures       | 5000-5999   |                          | (7,500.00)                            |
| 6. Capital Outlay                                  | 6000-6999   |                          | (15,000.00)                           |
| 7. Tuition   | 7100-7199   |                          | 0.00                                  |
| 8. Interagency Transfers Out                       | 7200-7299   |                          | 0.00                                  |
| 9. Transfers of Indirect Costs                     | 7300-7399   |                          | 0.00                                  |
| 10. Debt Service                                   | 7430-7439   |                          | 0.00                                  |
| 11. Interfund Transfers Out                        | 7600-7629   |                          | 0.00                                  |
| 12. All Other Financing Uses                       | 7630-7699   |                          | 0.00                                  |
| <b>13. Total Expenditures/Other Financing Uses</b> |             |                          | <b>\$ (29,036.00)</b>                 |

|  |                        |
|--|------------------------|
| <b>C. Subtotal A8 - B13 [This amount will increase (Decrease) Ending Fund Balance]</b> | <b>\$ (142,925.00)</b> |
|--|------------------------|

**NOTES:** Line A5 - Interfund Transfers In and Line B11 - Interfund Transfers Out must equal.  
Line A7 - Contributions must net to zero at the total fund level.  
If Section C is not zero, you must complete Section D on Page 2.

| D. Components of Ending Fund Balance  | Object Code | Resource Code | Revision Increase (Decrease) |
|---|-------------|---------------|------------------------------|
| <b>1. Nonspendable Amounts</b>  |             |               |                              |
| Revolving Cash  | 9711        |               | \$                           |
| Stores  | 9712        |               |                              |
| Prepaid Expenditures  | 9713        |               |                              |
| All Others  | 9719        |               |                              |
| Total Nonspendable Amounts  |             |               | 0.00                         |
| <b>2. Restricted Amounts</b>  |             |               |                              |
| Restricted  | 9740        |               | \$ (142,925.00)              |
| Total Restricted Amounts  |             |               | (142,925.00)                 |
| <b>3. Committed Amounts</b>   |             |               |                              |
| Stabilization Arrangements  | 9750        |               | \$                           |
| Other Commitments   | 9760        |               |                              |
| Total Committed Amounts   |             |               | 0.00                         |
| <b>4. Assigned Amounts</b>  |             |               |                              |
| Other Assignments   | 9780        |               | \$                           |
| Total Assigned Amounts  |             |               | 0.00                         |
| <b>5. Unassigned/Unappropriated Amounts</b>   |             |               |                              |
| Reserve for Economic Uncertainties  | 9789        |               | \$                           |
| Unassigned/Unappropriated/Unrestricted Net Position                                   | 9790        |               |                              |
| Total Unassigned/Unappropriated Amounts   |             |               | 0.00                         |
| <b>6. Total Components of Ending Fund Balance (Must Equal the Total in Section C)</b> |             |               | <b>\$ (142,925.00)</b>       |

**E. Narrative Explanation for this Revision - Must be Completed**

*2020-21 First Interim Adjustment based on projections for remainder of fiscal year.*

**F. School District Certification - Must be Completed**

|  |  |   |  |
|--|--|---|--|
| NAME OF SCHOOL DISTRICT CONTACT PERSON<br><b>Andrea Reynolds</b> |  | TELEPHONE NUMBER OF CONTACT PERSON<br><b>( 562 ) 943-0211</b> | EMAIL ADDRESS OF CONTACT PERSON<br><b>areynolds@ljsd.org</b> |
| DATE OF BOARD APPROVAL<br><b>12/14/2020</b>                      | SIGNATURE OF AUTHORIZED SIGNATORY OR DESIGNEE OF THE BOARD | PRINT NAME AND TITLE<br><b>Jim Coombs, Superintendent</b>     | DATE SIGNED<br><b>12/14/2020</b>                             |

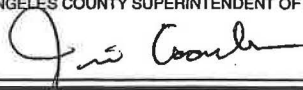
Submit one (1) certified original of this form to:

Los Angeles County Office of Education  
Business Advisory Services  
9300 Imperial Highway  
Downey, CA 90242-2890

Approved:

Debra Duardo, M.S.W., Ed.D.  
Los Angeles County  
Superintendent

SIGNATURE OF LOS ANGELES COUNTY SUPERINTENDENT OF SCHOOLS DEPUTY



DATE SIGNED

*12/14/2020*



**Los Angeles County  
Office of Education**

Serving Students • Supporting Communities • Leading Educators

## Budget Adjustment Summary K-12/ROPs/JPAs

|   |  |
|---|--|
| PERIOD AFFECTED:                                  |  |
| <input type="checkbox"/> Adopted Budget           |  |
| <input checked="" type="checkbox"/> First Interim |  |
| <input type="checkbox"/> Second Interim           |  |
| <input type="checkbox"/> Third Interim            |  |
| <input type="checkbox"/> Unaudited Actuals        |  |

Submit one (1) certified original of this form.

|                                 |                                      |  |
|---------------------------------|--------------------------------------|--|
| DISTRICT NUMBER<br><b>64766</b> | GL JOURNAL ID NUMBER<br><b>FI002</b> | FUND NUMBER<br><b>01.0</b>   |
| FISCAL YEAR<br><b>2020-21</b>   | FUND NAME<br><b>General Fund</b>     | <input type="checkbox"/> UNRESTRICTED <input checked="" type="checkbox"/> RESTRICTED |

|                                      |  |
|--------------------------------------|--|
| DATE OF SUMMARY<br><b>12/09/2020</b> | NAME OF SCHOOL DISTRICT<br><b>Lowell Joint School District</b> |
|--------------------------------------|--|

| A. Revenues/Other Financing Sources              | Object Code | Specific Object Code | Specific Resource Code | Budget Adjustment Increase (Decrease) |
|--|-------------|----------------------|------------------------|---------------------------------------|
| 1. LCFF Sources                                  | 8010-8099   |                      |                        | \$ 0.00                               |
| 2. Federal Revenue                               | 8100-8299   |                      |                        | 1,769,967.00                          |
| 3. Other State Revenue                           | 8300-8599   |                      |                        | 367,385.00                            |
| 4. Other Local Revenue                           | 8600-8799   |                      |                        | 99,888.00                             |
| 5. Interfund Transfers In                        | 8900-8929   |                      |                        | 0.00                                  |
| 6. All Other Financing Sources                   | 8930-8979   |                      |                        | 0.00                                  |
| 7. Contributions                                 | 8980-8999   |                      |                        | (188,926.00)                          |
| <b>8. Total Revenues/Other Financing Sources</b> |             |                      |                        | <b>\$ 2,048,314.00</b>                |

| B. Expenditures/Other Financing Uses               | Object Code | Resource Code (Optional) | Budget Adjustment Increase (Decrease) |
|--|-------------|--------------------------|---------------------------------------|
| 1. Certificated Personnel Salaries                 | 1000-1999   |                          | \$ 338,923.00                         |
| 2. Classified Personnel Salaries                   | 2000-2999   |                          | 136,451.00                            |
| 3. Employee Benefits                               | 3000-3999   |                          | 184,483.00                            |
| 4. Books and Supplies                              | 4000-4999   |                          | 1,204,002.00                          |
| 5. Services and Other Operating Expenditures       | 5000-5999   |                          | 115,756.00                            |
| 6. Capital Outlay                                  | 6000-6999   |                          | 0.00                                  |
| 7. Tuition   | 7100-7199   |                          | (8,890.00)                            |
| 8. Interagency Transfers Out                       | 7200-7299   |                          | 0.00                                  |
| 9. Transfers of Indirect Costs                     | 7300-7399   |                          | 6,355.00                              |
| 10. Debt Service                                   | 7430-7439   |                          | 0.00                                  |
| 11. Interfund Transfers Out                        | 7600-7629   |                          | 0.00                                  |
| 12. All Other Financing Uses                       | 7630-7699   |                          | 0.00                                  |
| <b>13. Total Expenditures/Other Financing Uses</b> |             |                          | <b>\$ 1,977,080.00</b>                |

|   |                     |
|---|---------------------|
| <b>C. Subtotal A8 - B13: [This amount will increase (Decrease) Ending Fund Balance]</b> | <b>\$ 71,234.00</b> |
|---|---------------------|

**NOTES:** Line A5 - Interfund Transfers In and Line B11 - Interfund Transfers Out must equal.  
Line A7 - Contributions must net to zero at the total fund level.  
If Section C is not zero, you must complete Section D on Page 2.



| D. Components of Ending Fund Balance  | Object Code | Resource Code | Revision Increase (Decrease) |
|---|-------------|---------------|------------------------------|
| <b>1. Nonspendable Amounts</b>  |             |               |                              |
| Revolving Cash  | 9711        |               | \$                           |
| Stores  | 9712        |               |                              |
| Prepaid Expenditures  | 9713        |               |                              |
| All Others  | 9719        |               |                              |
| Total Nonspendable Amounts  |             |               | 0.00                         |
| <b>2. Restricted Amounts</b>  |             |               |                              |
| Restricted  | 9740        |               | \$ 71,234.00                 |
| Total Restricted Amounts  |             |               | 71,234.00                    |
| <b>3. Committed Amounts</b>   |             |               |                              |
| Stabilization Arrangements  | 9750        |               | \$                           |
| Other Commitments   | 9760        |               |                              |
| Total Committed Amounts   |             |               | 0.00                         |
| <b>4. Assigned Amounts</b>  |             |               |                              |
| Other Assignments   | 9780        |               | \$                           |
| Total Assigned Amounts  |             |               | 0.00                         |
| <b>5. Unassigned/Unappropriated Amounts</b>   |             |               |                              |
| Reserve for Economic Uncertainties  | 9789        |               | \$                           |
| Unassigned/Unappropriated/Unrestricted Net Position                                   | 9790        |               |                              |
| Total Unassigned/Unappropriated Amounts   |             |               | 0.00                         |
| <b>6. Total Components of Ending Fund Balance (Must Equal the Total in Section C)</b> |             |               | <b>\$ 71,234.00</b>          |

**E. Narrative Explanation for this Revision - Must be Completed**

*2020-21 First Interim Adjustment based on projections for remainder of fiscal year.*

**F. School District Certification - Must be Completed**

|  |  |   |  |
|--|--|---|--|
| NAME OF SCHOOL DISTRICT CONTACT PERSON<br><b>Andrea Reynolds</b> |  | TELEPHONE NUMBER OF CONTACT PERSON<br><b>( 562 ) 943-0211</b> | EMAIL ADDRESS OF CONTACT PERSON<br><b>areynolds@ljsd.org</b> |
| DATE OF BOARD APPROVAL<br><b>12/14/2020</b>                      | SIGNATURE OF AUTHORIZED SIGNATORY OR DESIGNEE OF THE BOARD | PRINT NAME AND TITLE<br><b>Jim Coombs, Superintendent</b>     | DATE SIGNED<br><b>12/14/2020</b>                             |


Submit one (1) certified original of this form to:

Los Angeles County Office of Education  
Business Advisory Services  
9300 Imperial Highway  
Downey, CA 90242-2890

Approved:

Debra Duardo, M.S.W., Ed.D.  
Los Angeles County  
Superintendent

SIGNATURE OF LOS ANGELES COUNTY SUPERINTENDENT OF SCHOOLS DEPUTY



DATE SIGNED

*12/14/2020*



**Los Angeles County  
Office of Education**

Serving Students • Supporting Communities • Leading Educators

**Budget Adjustment Summary  
K-12/ROPs/JPAs**

PERIOD AFFECTED:

Adopted Budget

First Interim

Second Interim

Third Interim

Unaudited Actuals

Submit one (1) certified original of this form.

|                                 |                                      |  |
|---------------------------------|--------------------------------------|--|
| DISTRICT NUMBER<br><b>64766</b> | GL JOURNAL ID NUMBER<br><b>F1001</b> | FUND NUMBER<br><b>01.0</b>   |
| FISCAL YEAR<br><b>2020-21</b>   | FUND NAME<br><b>General Fund</b>     | <input checked="" type="checkbox"/> UNRESTRICTED <input type="checkbox"/> RESTRICTED |

|                                      |  |
|--------------------------------------|--|
| DATE OF SUMMARY<br><b>12/09/2020</b> | NAME OF SCHOOL DISTRICT<br><b>Lowell Joint School District</b> |
|--------------------------------------|--|

| A. Revenues/Other Financing Sources              | Object Code | Specific Object Code | Specific Resource Code | Budget Adjustment Increase (Decrease) |
|--|-------------|----------------------|------------------------|---------------------------------------|
| 1. LCFF Sources                                  | 8010-8099   |                      |                        | \$ 2,223,706.00                       |
| 2. Federal Revenue                               | 8100-8299   |                      |                        | 0.00                                  |
| 3. Other State Revenue                           | 8300-8599   |                      |                        | 0.00                                  |
| 4. Other Local Revenue                           | 8600-8799   |                      |                        | 0.00                                  |
| 5. Interfund Transfers In                        | 8900-8929   |                      |                        | 0.00                                  |
| 6. All Other Financing Sources                   | 8930-8979   |                      |                        | 0.00                                  |
| 7. Contributions                                 | 8980-8999   |                      |                        | 188,926.00                            |
| <b>8. Total Revenues/Other Financing Sources</b> |             |                      |                        | <b>\$ 2,412,632.00</b>                |

| B. Expenditures/Other Financing Uses               | Object Code | Resource Code (Optional) | Budget Adjustment Increase (Decrease) |
|--|-------------|--------------------------|---------------------------------------|
| 1. Certificated Personnel Salaries                 | 1000-1999   |                          | \$ (120,744.00)                       |
| 2. Classified Personnel Salaries                   | 2000-2999   |                          | 9,642.00                              |
| 3. Employee Benefits                               | 3000-3999   |                          | (39,399.00)                           |
| 4. Books and Supplies                              | 4000-4999   |                          | 330,784.00                            |
| 5. Services and Other Operating Expenditures       | 5000-5999   |                          | (55,877.00)                           |
| 6. Capital Outlay                                  | 6000-6999   |                          | (25,000.00)                           |
| 7. Tuition   | 7100-7199   |                          | 0.00                                  |
| 8. Interagency Transfers Out                       | 7200-7299   |                          | 0.00                                  |
| 9. Transfers of Indirect Costs                     | 7300-7399   |                          | (6,355.00)                            |
| 10. Debt Service                                   | 7430-7439   |                          | 0.00                                  |
| 11. Interfund Transfers Out                        | 7600-7629   |                          | (10,000.00)                           |
| 12. All Other Financing Uses                       | 7630-7699   |                          | 0.00                                  |
| <b>13. Total Expenditures/Other Financing Uses</b> |             |                          | <b>\$ 83,051.00</b>                   |

|  |                        |
|--|------------------------|
| <b>C. Subtotal A8 - B13 [This amount will Increase (Decrease) Ending Fund Balance]</b> | <b>\$ 2,329,581.00</b> |
|--|------------------------|

**NOTES:** Line A5 - Interfund Transfers In and Line B11 - Interfund Transfers Out must equal.  
Line A7 - Contributions must net to zero at the total fund level.  
If Section C is not zero, you must complete Section D on Page 2.

| D. Components of Ending Fund Balance  | Object Code | Resource Code | Revision Increase (Decrease) |
|---|-------------|---------------|------------------------------|
| <b>1. Nonspendable Amounts</b>  |             |               |                              |
| Revolving Cash  | 9711        |               | \$                           |
| Stores  | 9712        |               |                              |
| Prepaid Expenditures  | 9713        |               |                              |
| All Others  | 9719        |               |                              |
| Total Nonspendable Amounts  |             |               | 0.00                         |
| <b>2. Restricted Amounts</b>  |             |               |                              |
| Restricted  | 9740        |               | \$                           |
| Total Restricted Amounts  |             |               | 0.00                         |
| <b>3. Committed Amounts</b>   |             |               |                              |
| Stabilization Arrangements  | 9750        |               | \$                           |
| Other Commitments   | 9760        |               |                              |
| Total Committed Amounts   |             |               | 0.00                         |
| <b>4. Assigned Amounts</b>  |             |               |                              |
| Other Assignments   | 9780        |               | \$                           |
| Total Assigned Amounts  |             |               | 0.00                         |
| <b>5. Unassigned/Unappropriated Amounts</b>   |             |               |                              |
| Reserve for Economic Uncertainties  | 9789        |               | \$ 2,329,581.00              |
| Unassigned/Unappropriated/Unrestricted Net Position                                   | 9790        |               |                              |
| Total Unassigned/Unappropriated Amounts   |             |               | 2,329,581.00                 |
| <b>6. Total Components of Ending Fund Balance (Must Equal the Total in Section C)</b> |             |               | <b>\$ 2,329,581.00</b>       |

**E. Narrative Explanation for this Revision - Must be Completed**

*2020-21 First Interim Adjustment based on projections for remainder of fiscal year.*

**F. School District Certification - Must be Completed**

|  |  |   |  |
|--|--|---|--|
| NAME OF SCHOOL DISTRICT CONTACT PERSON<br><b>Andrea Reynolds</b> |  | TELEPHONE NUMBER OF CONTACT PERSON<br><b>( 562 ) 943-0211</b> | EMAIL ADDRESS OF CONTACT PERSON<br><b>areynolds@ljsd.org</b> |
| DATE OF BOARD APPROVAL<br><b>12/14/2020</b>                      | SIGNATURE OF AUTHORIZED SIGNATORY OR DESIGNEE OF THE BOARD | PRINT NAME AND TITLE<br><b>Jim Coombs, Superintendent</b>     | DATE SIGNED<br><b>12/14/2020</b>                             |


Submit one (1) certified original of this form to:

Los Angeles County Office of Education  
Business Advisory Services  
9300 Imperial Highway  
Downey, CA 90242-2890

Approved:

Debra Duardo, M.S.W., Ed.D.  
Los Angeles County  
Superintendent

SIGNATURE OF LOS ANGELES COUNTY SUPERINTENDENT OF SCHOOLS DEPUTY



DATE SIGNED

**12/14/2020**

LOWELL JOINT SCHOOL DISTRICT  
EMPLOYER-EMPLOYEE RELATIONS/PERSONNEL REPORT 2020/21 #5

December 14, 2020

I. CERTIFICATED EMPLOYEES

A. 2020/2021 CONTRACTS

| <u>NAME</u>         | <u>EFFECTIVE DATE</u> | <u>CLASS/COL/STEP</u> | <u>SITE</u> | <u>COMMENTS</u>  |
|---------------------|-----------------------|-----------------------|-------------|--|
| Davilla, Alexandra  | 11/02/2020            | C4/S1                 | MA          | 2 <sup>nd</sup> grade teacher Macy Elementary. Temporary Contract. |
| Stephenson, Rebecca | 01/04/2021            | C5/S19                | EP          | 20% 6 <sup>th</sup> grade El Portal Elementary. Temporary Contract |

B. CHANGE OF STATUS

| <u>NAME</u>        | <u>EFFECTIVE DATE</u> | <u>END DATE</u> | <u>SITE</u> | <u>COMMENT</u>                  |
|--------------------|-----------------------|-----------------|-------------|---------------------------------|
| Blackler, Samantha | 11/16/2020            | 02/26/2021      | DO          | FMLA (AB375)/Baby Bonding       |
| EID: RR0478465     | 11/30/2020            | 12/11/2020      |             | FFCRA Leave (Mondays & Fridays) |
| Simons, Rebecca    | 01/18/2021            | 05/28/2021      | MG          | Unpaid leave of absence         |

C. SUBSTITUTE CHANGE OF PAY

| <u>NAME</u>     | <u>EFFECTIVE DATE</u> | <u>END DATE</u> | <u>SITE</u> | <u>COMMENT</u>   |
|-----------------|-----------------------|-----------------|-------------|--|
| Park Kristine   | 01/18/2021            | 05/28/2021      | DO          | To be paid special long term rate of \$170.00 for Meadow Green 6 <sup>th</sup> grade   |
| Charman, Lauren | 08/12/2020            | 05/28/2021      | DO          | To be paid at the \$35.00 hourly rate for the five Elementary School Sites to provide Dance & Movement with TK – 2 grades. To be paid from CARES ACT Funding. Correction of EER #2 2020-2021 |

D. EMPLOYMENT OF SUBSTITUTES EFFECTIVE 08/10/2020 FOR THE 2020/2021 SCHOOL YEAR \$131.00 PER DAY RATE AND \$170.00 LONG TERM AND \$65.50 PER HALF DAY RATE AND \$35.00 PER HOUR\*

E.

Stephanie Gomes

Rebecca Stephenson

\*It is further recommended that the individuals listed above be approved to instruct in the Intervention Programs. The rate of pay is \$35.00/hour and will be paid from Title I, or LCFF Supplemental Grant Funds.

\*It is further recommended that the individuals listed above be approved as home school teachers, if needed, for the 2020/21 school year at a rate of \$35.00/hour, not to exceed five hours per week, per student. Mileage will be paid at the IRS Standard Mileage Rate for the 2020/21 school year.

CLASSIFIED EMPLOYEES 11/02/20

B. MONTHLY – GENERAL FUND

| <u>NAME/<br/>EMPLOYEE ID#</u> | <u>EFFECTIVE<br/>DATE</u> | <u>END<br/>DATE</u> | <u>RANGE/<br/>STEP</u> | <u>SITE</u> | <u>COMMENTS</u>  |
|-------------------------------|---------------------------|---------------------|------------------------|-------------|--|
| Aguyao, Leo                   | 11/23/20                  | 01/07/21            | R21/S5                 | EP          | Night Custodian/Working out of Class                       |
| Brown, Matthew                | 11/23/20                  | 01/07/21            |                        | EP          | Day Custodian/Extended Illness Leave                       |
| Hernandez, Darlene            | 01/06/21                  |                     | R23/S8                 | DO          | Fiscal Services Clerk/<br>Performance Recognition Increase |

C. HOURLY – GENERAL FUND

| <u>NAME/<br/>EMPLOYEE ID#</u> | <u>EFFECTIVE<br/>DATE</u> | <u>END<br/>DATE</u> | <u>RANGE/<br/>STEP</u> | <u>SITE</u> | <u>COMMENTS</u>   |
|-------------------------------|---------------------------|---------------------|------------------------|-------------|---|
| EID # VP4634097               | 11/30/20                  | 12/04/20            |                        |             | Emergency Paid Sick Leave                                 |
| EID # YG0445870               | 11/12/20                  | 11/27/20            |                        |             | Emergency Paid Sick Leave                                 |
| EID # QD3980932               | 09/26/20                  | 12/30/20            |                        |             | FFCRA Leave-Intermittent                                  |
| EID # KK3237127               | 11/30/20                  | 12/04/20            |                        |             | Emergency Paid Sick Leave                                 |
| EID # PH8089233               | 11/20/20                  | 11/20/20            |                        |             | Emergency Paid Sick Leave                                 |
| EID # CD5223949               | 11/16/20                  | 11/25/20            |                        |             | Emergency Paid Sick Leave                                 |
| EID # SG9641722               | 10/28/20                  | 12/16/20            |                        |             | Emergency Paid Sick Leave/<br>Wednesdays Only             |
| EID # NS538629                | 12/02/20                  | 12/17/20            |                        |             | Emergency Paid Sick Leave                                 |
| EID # YS4728061               | 11/13/20                  | 11/27/20            |                        |             | Emergency Paid Sick Leave                                 |
| EID # MV1073755               | 11/02/20                  | 11/06/20            |                        |             | Emergency Paid Sick Leave                                 |
| EID # ST3709936               | 11/19/20                  | 11/19/20            |                        |             | Emergency Paid Sick Leave                                 |
| Cacioppo, Alexis              | 11/20/20                  |                     |                        | EP          | Instructional Assistant-ABA/<br>Resignation               |
| Egenias, Aurora               | 12/04/20                  |                     |                        | JO          | Instructional Assistant-RSP/<br>Resignation               |
| Garrett, Jessica              | 01/04/21                  |                     | \$13.00/hr             | MG          | Noon Duty Assistant/<br>Replacement for Vacancy           |
| Johnson, Fleur                | 11/03/20                  | 01/30/21            |                        | OL          | Special Education Support<br>Aide/Unpaid Leave of Absence |
| Lujano, Raul                  | 08/22/19                  |                     | R21/S7                 | MA          | Day Custodian/Performance<br>Recognition Increase         |
| Lujano, Raul                  | 08/22/20                  |                     | R21/S8                 | MA          | Day Custodian/Performance<br>Recognition Increase         |
| Lupercio, Melissa             | 01/04/21                  | 05/28/21            | \$600/mo               | DO          | Counselor Intern/Temporary<br>Assignment                  |
| Preciado, Rosana              | 11/02/20                  | 03/31/21            |                        | MG          | Instructional Assistant/Unpaid<br>Leave of Absence        |
| Stoerck, Nancy                | 12/01/20                  |                     | R14/S8                 | MA          | Instructional Assistant/<br>Performance Recognition       |

|                  |          |          |        |    |   |
|------------------|----------|----------|--------|----|---|
| Straffon, Santy  | 12/01/20 |          | R15/S8 | MA | Increase<br>Instructional Assistant/<br>Performance Recognition<br>Increase       |
| Valdez, Faith    | 12/01/20 |          | R14/S1 | MA | Increase<br>Instructional Assistant- RSP/<br>Replacement for Vacancy              |
| Valdez, Veronica | 11/04/20 | 01/30/21 |        | MG | Increase<br>Instructional Assistant/Unpaid<br>Leave of Absence                    |
| Watson, Jill     | 12/01/20 |          | R14/S  | JO | Increase<br>Instructional Assistant-RSP/<br>Replacement for Vacancy               |
| Weimholt, Lina   | 08/15/20 |          | R16/S6 | EP | Increase<br>Instructional Assistant – ABA/<br>Performance Recognition<br>Increase |

**D. CAFETERIA FUND**

| <u>NAME/<br/>EMPLOYEE ID#</u> | <u>EFFECTIVE<br/>DATE</u> | <u>END<br/>DATE</u> | <u>RANGE/<br/>STEP</u> | <u>SITE</u> | <u>COMMENTS</u>   |
|-------------------------------|---------------------------|---------------------|------------------------|-------------|---|
| Kim, Sharon                   | 09/01/20                  |                     | R20/S6                 | NS          | Nutrition Services Bookkeeper/<br>Performance Recognition<br>Increase |
| Rubio-Martinez,<br>Sandra     | 04/02/20                  |                     | R14/S7<br>+5%          | RS          | Satellite Cafeteria Worker/<br>Performance Recognition<br>Increase    |