

LOWELL JOINT SCHOOL DISTRICT  
11019 Valley Home Avenue, Whittier, CA 90603

MINUTES OF THE REGULAR MEETING OF THE BOARD OF TRUSTEES  
January 16, 2018

- CLOSED MEETING                      President Hinz called the meeting to order at 6:30 p.m. at the District Office, 11019 Valley Home Avenue, Whittier. President Hinz declared the meeting recessed to closed session at 6:31 p.m.
- CALL TO ORDER                      President Hinz reconvened the meeting to open session at 7:40 p.m.
- The flag salute was led by Staci Shackelford, Lowell Joint School District Board of Trustees Clerk.
- Trustees Present:                      William A. Hinz, Fred W. Schambeck, Anastasia M. Shackelford, and Martin E. Tourville.
- Trustees Absent:                      None.
- Staff Present:                      Jim Coombs, Superintendent; Sheri McDonald, Assistant Superintendent of Curriculum and Instruction; and Andrea Reynolds, Assistant Superintendent of Administrative Services.
- INTRODUCTION/  
WELCOME                              President Hinz welcomed LJEA President Allison Fonti, guests, and staff members present.
- REPORTING OUT ACTION (IF ANY) TAKEN  
IN CLOSED SESSION                      None.

ACKNOWLEDGEMENT OF CORRESPONDENCE	None.
APPROVAL OF AGENDA	It was moved, seconded, and carried by unanimous vote, (4 – 0) to approve the January 16, 2018, Board agenda.
APPROVAL OF MINUTES	It was moved, seconded, and carried by unanimous vote, (4 – 0) to approve the minutes from the December 11, 2017, Reorganizational Board Meeting.
TOPICS NOT ON THE AGENDA	None.
TIMELY INFORMATION FROM THE BOARD AND SUPERINTENDENT	<p>Mr. Hinz shared that during closed session Mr. Darin Barber submitted his resignation from the Board of Trustees.</p> <p>Mr. Coombs shared that the window to choose a provisional appointment to the Board of Trustees is 60 days from when the Los Angeles County Office of Education receives the resignation letter.</p> <p>The Board directed Mr. Coombs to proceed with a provisional appointment of advertising in various public areas, to include our website, schools, local newspapers, and city halls.</p>
SCHOOL REPORTS	Each Board Member shared highlights from the school reports.
SUBMISSION OF WILLIAMS LITIGATION SETTLEMENT – QUARTERLY UNIFORM COMPLAINT REPORT FOR QUARTER OCTOBER 1, 2017 – DECEMBER 31, 2017	Approved the submission of the Williams Litigation Settlement – Quarterly Uniform Complaint Report for the Quarter October 1 – December 31, 2017, with zero complaints, and authorized the Superintendent or designee to execute the necessary documents.

RESOLUTION 2017/18  
NO. 713 ADOPTING A  
MAP OF PROPOSED  
TRUSTEE AREAS, AND  
RECOMMENDING THAT  
THE LOS ANGELES  
COUNTY COMMITTEE  
ON SCHOOL DISTRICT  
ORGANIZATION AP-  
PROVE AND ESTABLISH  
TRUSTEE AREAS FROM  
WHICH LOWELL JOINT  
SCHOOL DISTRICT  
BOARD MEMBERS WILL  
BE ELECTED IN A BY-  
TRUSTEE AREA ELEC-  
TION PROCESS

Justin Levitt, demographic consultant from National Demographics, presented Tan Map 3 in accordance with the guidance provided by the Board of Trustees at the December 11, 2017, Board Meeting.

All the maps that were proposed included criteria that is consistent with the requirements, including reasonably equal population and other concerns and conditions important to the District.

Mr. Coombs shared that if translation is needed our Bilingual Translator is in the audience.

A Public Hearing was opened at 8:00 p.m.

The Public Hearing was closed at 8:10 p.m.

Mrs. Shackelford motioned to adopt the yellow map as the By-Trustee Area Map for Resolution 2017/18 No. 713 Adopting a Map of Proposed Trustee Areas and Recommending that the Los Angeles County Committee on School District Organization approve and Establish Trustee Areas from which Lowell Joint School District Board Members will be Elected in a By-Trustee Area Election Process.

Mr. Schambeck seconded the motion and after hearing no objections, the motion was approved by a unanimous roll call vote of 4 – 0 and authorized the Superintendent or designee to execute the necessary documents.

RESOLUTION 2017/18  
NO. 714 AUTHORIZING  
REQUEST FOR WAIVER  
OF THE REQUIREMENT  
THAT THE ESTABLISH-  
MENT OF TRUSTEE AR-  
EAS AND ADOPTION OF  
A “BY-TRUSTEE AREA”  
ELECTION PROCESS BE  
SUBMITTED TO THE  
ELECTORS AS SET  
FORTH IN EDUCATION  
CODE SECTIONS 5019,  
5020, 5021 AND 5030

Mr. Coombs shared that Resolution No. 714 is in accordance with the California Voting Rights Act requirements to move forward with a By-Trustee Area for the State.

Mr. Coombs also explained that one of the requirements that is provided on the waiver is whether our bargaining units approve, oppose or remain neutral on the submission of the waiver. LJE and CSEA voted neutral.

A Public Hearing was opened at 8:30 p.m. and after hearing no comments, the public hearing was closed at 8:31 p.m.

Adopted Resolution 2017/18 No. 714 Authorizing Request for Waiver of the Requirement that the Establishment of Trustee Areas and Adoption of a “By-Trustee Area” Election process be submitted to the Electors as set forth in Education Code Sections 5019, 5020, 5021 and 5030, by a unanimous roll call vote 4 – 0 and authorized the Superintendent or designee to execute the documents.

PRESENTATION OF  
INDEPENDENT AUDIT  
REPORT 2016/17

*Education Code* Section 41020 requires that by January 31 of each year, the governing body of each local education agency shall review, at a public meeting, the annual audit of the local education agency for the prior year, any audit exceptions identified in that audit, the recommendations or findings of any management letter issued by the auditor, and any description of corrections or plans to correct any exceptions.

Ms. Reynolds reviewed the 2016/17 Independent Audit Report with the Board of Trustees, which was administered by Nigro & Nigro, and reported that there were two audit findings or recommendations, therefore no corrective actions were required. There are two phases of testing, once during the spring and the other during the fall/winter. The District is in compliance with State and Federal laws, regulations, and guidelines.

APPROVAL OF THE  
CERTIFICATED  
MANAGEMENT AND  
SUPERVISORY, CLASSI-  
FIED MANAGEMENT,  
AND CLASSIFIED  
CONFIDENTIAL THREE  
PERCENT (3%) ONE TIME  
OFF SCHEDULE SALARY  
INCREASE FOR THE  
2016/17 SCHOOL YEAR

Approved the Certificated Management and Supervisory, Classified Management, and Classified Confidential Three Percent (3%) One Time Off Schedule Salary Increase for the 2016/17 school year and authorized the Superintendent or designee to execute the necessary documents.

APPROVAL OF THE  
BOARD OF TRUSTEES  
THREE PERCENT (3%)  
ONE TIME OFF  
SCHEDULE SALARY IN-  
CREASE FOR THE  
2016/17 SCHOOL YEAR

Approved the Board of Trustees Three Percent (3%) One Time Off Schedule Salary Increase for the 2016/17 school year and authorized the Superintendent or designee to execute the necessary documents.

APPROVAL OF THE  
2016/17 SCHOOL AC-  
COUNTABILITY REPORT  
CARDS

Dr. Sheri McDonald, Assistant Superintendent of Curriculum, shared the purpose of the School Accountability Report Cards (SARC) is to provide parents and the community with important information about each public school. A SARC can be an effective way for a school to report on its progress in achieving goals. SARC's must be updated annually and published by February 1.

The 2016/17 School Accountability Report Card published during the 2017/18 school year for each school site is available at the District Office and on each school's website. They will also be posted on the District's website upon approval.

It was moved, seconded, and carried by unanimous vote (4 – 0) to approve the 2016/17 School Accountability Report Cards, for each school site, and that the Superintendent or designee be authorized to execute the necessary documents.

CONSENT CALENDAR

It was moved, seconded, and carried by unanimous vote, (4 – 0), to approve/ratify the following items, under a consent procedure.

Approval of Consultant Agreement with Paul Luna to Provide Graphic Design Work for District Communication of Programs and Facilities for the 2017/18 School Year

Ratified the Consultant Agreement with Paul Luna to Provide Graphic Design Work for District Communication of Programs and Facilities for the 2017/18 School Year, for an amount not to exceed \$2,000.00 to be funded by the Fund 40 account and authorized the Superintendent or designee to execute the documents.

Approval of Learning Activity Placement Agreement with California State University, Fullerton, effective December 15, 2017, through December 15, 2022

Ratified the Learning Activity Placement Agreement with California State University, Fullerton, effective December 15, 2017, through December 15, 2022, and authorized the Superintendent or designee to execute the agreement.

Approval of Gifts/Donations      Ratified the acceptance of the donations listed below, and authorized the Superintendent to write a letter of appreciation to the donors:

Nancy Marshall	\$150.00 for Nutrition Services Negative Balance Accounts
Anonymous Donor	\$500.00 for Nutrition Services Negative Balance Accounts

Approval of Consultant Agreement with Mr. Joey Montalvo to Provide After-School Coaching Services for the 2017/18 School Year      Ratified the Consultant Agreement with Mr. Joey Montalvo to Provide After-School Coaching Services for the 2017/18 School Year be increased to a not to exceed amount of \$1,4000.00 to be paid from the monies secured by the Lowell Joint Education Foundation, and authorized the Superintendent or designee to execute the agreement

Approval of Amendment to Consultant Agreement with Mr. Preston Sachs to Provide After-School Coaching Services for the 2017/18 School Year      Ratified the Amendment to Consultant Agreement with Mr. Preston Sachs to Provide After-School Coaching Services for the 2017/18 School Year be increased to a not to exceed amount of \$1,4000.00 to be paid from the monies secured by the Lowell Joint Education Foundation and authorized the Superintendent or designee to execute the agreement.

Approval of Independent Contractor Agreement with D & D Consultants, to provide Training for the Speech/Language Pathologists, for the 2017/18 School Year /Amendment to add hourly rate of pay      Ratified the amendment to the Independent Contractor Agreement with D & D Consultants, to provide Training for the Speech/Language Pathologists, for the 2017/18 School Year /Amendment to add hourly rate of pay, at the rate of \$625.86 per hour, for an estimated cost not to exceed \$10,000.00 to be paid from Medi-Cal Funds, and authorized the Superintendent or designee to execute the agreement.

Approval of Memorandum of Understanding (MOU) Between Lowell Joint School District and VCC: Helpline Youth Counseling, Inc. (HYC)      Ratified the Memorandum of Understanding (MOU) Between Lowell Joint School District and VCC: Helpline Youth Counseling, Inc. (HYC), and authorized the Superintendent or designee to execute the necessary documents.

Approval of Memorandum of Understanding (MOU) Between Lowell Joint School District and Orange County Superintendent of Schools for the 2017/2018 School Year      Ratified the Memorandum of Understanding (MOU) Between Lowell Joint School District and Orange County Superintendent of Schools for the 2017/2018 School Year beginning July 1, 2017, through June 30, 2018, and authorized the Superintendent or designee to execute the necessary documents.

Approval of Independent Contractor Agreement with Mary Kay Gallagher, Gallagher Pediatric Therapy, a Nonpublic Nonsectarian Agency, to Provide Occupational and Physical Therapy Services and Evaluative Services for Assessments for the 2018/2019 School Year

Ratified the Independent Contractor Agreement with Mary Kay Gallagher, Gallagher Pediatric Therapy, a Nonpublic Nonsectarian Agency, to Provide Occupational and Physical Therapy Services and Evaluative Services for Assessments for the 2018/2019 School Year, at the rate of \$75.00 per hour, not to exceed \$7,250.00 per student per year, and not to exceed \$50,000.00, and authorized the Superintendent or designee to execute the necessary documents.

Approval of Independent Contractor Agreement with Mary Kay Gallagher, Gallagher Pediatric Therapy, a Nonpublic Nonsectarian Agency, to Provide Occupational and Physical Therapy Evaluative Services for Assessments for the 2017/2018 School Year from July 1, 2017 through December 31, 2017

Ratified the Independent Contractor Agreement with Mary Kay Gallagher, Gallagher Pediatric Therapy, a Nonpublic Nonsectarian Agency, to Provide Occupational and Physical Therapy Evaluative Services for Assessments for the 2017/2018 School Year from July 1, 2017 through December 31, 2017, at the rate of \$200.00 per assessment, not to exceed \$5,000.00 per year, and authorized the Superintendent or designee to execute the agreement.

Approval of Contract with Mary Kay Gallagher, Gallagher Pediatric Therapy, a Nonpublic Nonsectarian Agency, to Provide Occupational and Physical Therapy Services for the 2017/2018 School Year between July 1, 2017, through December 31, 2017

Ratified the Contract with Mary Kay Gallagher, Gallagher Pediatric Therapy, a Nonpublic Nonsectarian Agency, to Provide Occupational and Physical Therapy Services for the 2017/2018 School Year between July 1, 2017, through December 31, 2017, at the rate of \$90.00 per hour not to exceed \$7,250.00 per student per year, and not to exceed \$155,000.00, and authorized the Superintendent or designee to execute the agreement.

Approval of Independent Contractor Agreement with Mary Kay Gallagher, Gallagher Pediatric Therapy, a Nonpublic Nonsectarian Agency, to Provide Occupational and Physical Therapy Services and Evaluative Services for Assessments for the 2017/2018 School Year between January 1, 2018 through June 30, 2018

Ratified the Independent Contractor Agreement with Mary Kay Gallagher, Gallagher Pediatric Therapy, a Nonpublic Nonsectarian Agency, to provide Occupational and Physical Therapy Services and Evaluative Services for Assessments for the 2017/2018 School Year between January 1, 2018 through June 30, 2018, at the rate of \$75.00 per hour, no to exceed \$7,250.00 per student per year, and not to exceed \$155,000.00 and authorized the Superintendent or designee to execute the agreement.

Purchase Order Report  
2017/18 #6

Approved Purchase Order Report 2017/18 #6, which lists all purchase orders issued October 27, 2017, through December 14, 2017.

Warrant Listing Report  
2017/18 #6

Approved Warrant Listing Report 2017/18 #6, which lists all warrants issued November 29, 2017, through December 28, 2017.

Employer-Employee Relations/Personnel Report  
2017/18 #6

Ratified Employer-Employee Relations/Personnel Report 2017/18 #6, as attached, which includes hiring, resignations, contract adjustments, and retirements for certificated, classified, and confidential employees.

Approval of Consultant Agreement with Angela Hutchinson to provide Art Instruction at Jordan Elementary School for the 2017/18 School Year

Ratified the consultant agreement with Angela Hutchinson to provide art instruction for the 2017/18 school year at Jordan Elementary School, at an hourly rate of \$21.00 and an amount not to exceed \$3,000.00 and authorized the Superintendent or designee to execute the necessary documents.

Approval of Consultant Agreement with Mr. Dylan Rockenbach to Provide Support for Elementary Band program to each of the Elementary Schools for the 2017/18 School Year

Ratified the consultant agreement with Dylan Rockenbach to provide support for the elementary and program to each of the elementary schools, at an hourly rate of \$11.00, for a total cost of \$308.00 per school, not to exceed \$1,540.00 to be paid from site budget allocation and authorized the Superintendent or designee to execute the necessary documents.

Approval of Consultant Agreement with Katie Novak, Ed.D. to Provide Universal Design Language (ADL) Online Training with the Principals during the 2017/18 School Year

Approved the consultant agreement with Katie Novak, Ed.D. to provide Universal Design Language (UDL) online training with the principals during the 2017/18 school year, at a cost not to exceed \$4000.00 and will be covered by the MTSS Grant and authorized the Superintendent or designee to execute the necessary documents.



Approval of Income Agreement #45409 with Orange County Department of Education to Provide Instructional Coaching for a Middle School Teacher During the 2017/18 School Year

Ratified the Income Agreement #45409 with Orange County Department of Education to provide instructional coaching for a middle school teacher during the 2017/18 school year, for 2 full-days for \$1,200.00 and ten 2-hour sessions totaling \$3,000.00 for a grand total not to exceed \$4,200.00 and authorized the Superintendent or designee to execute the necessary documents.

BOARD MEMBER/  
SUPERINTENDENT  
COMMENTS

Mrs. Shackelford shared Mr. Cameron Miller did a phenomenal band concert in December. Mr. Miller should be commended on his first year as a teacher and for the awesome job he has done this far.

Mr. Hinz shared that he wanted to share what a fabulous job Mr. Hall also has done as a first-year teacher. The choral performances were great and Mr. Hinz was thrilled to have heard Silent Night in German.

January 16, 2018

Page 209

ADJOURNMENT

President Barber declared the meeting adjourned at 8:45 p.m. in accordance with Government Code Section 54956.9 (a, b, c) and indicated no further public action would be taken.



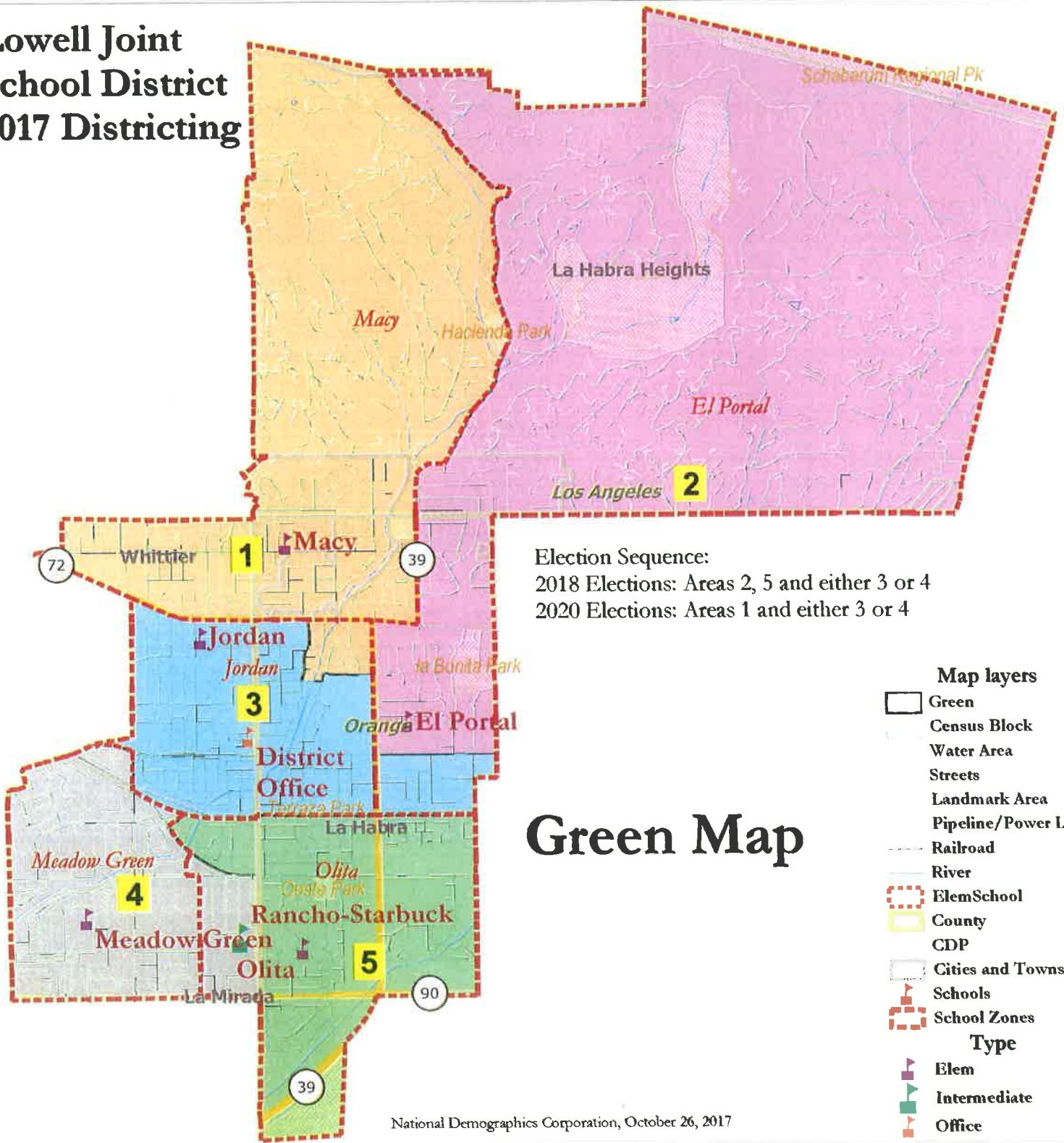
---

Clerk/President/Secretary to the Board of Trustees

Feb 5, 2018

Date Approved:

# Lowell Joint School District 2017 Districting



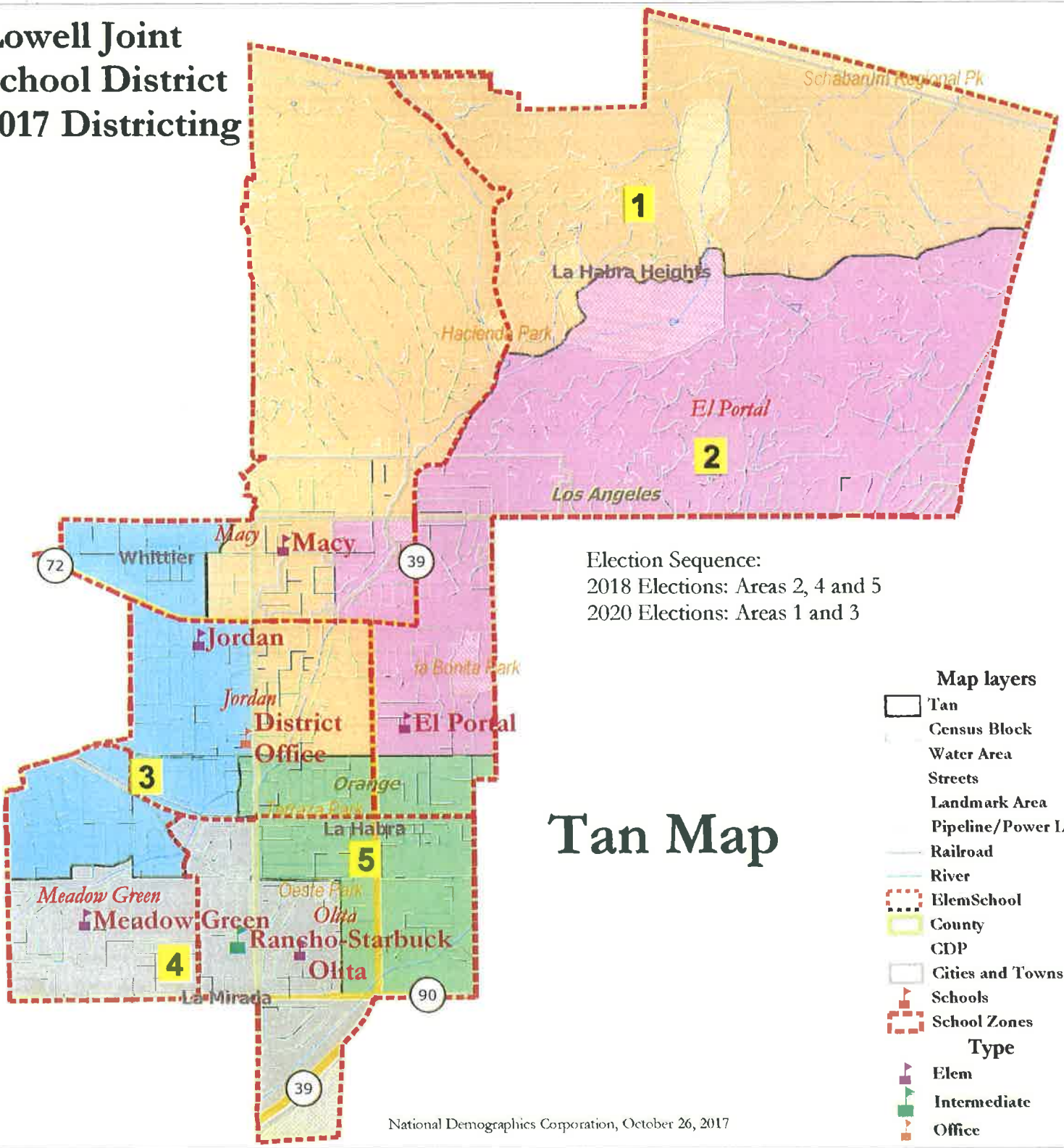
National Demographics Corporation, October 26, 2017

**Lowell Joint School District - Green Map**

District		1	2	3	4	5	Total
Ideal	Total Pop	6,777	6,753	6,921	6,849	7,071	34,371
	Deviation from ideal	-97	-121	47	-25	197	318
6,874	% Deviation	-1.41%	-1.76%	0.68%	-0.36%	2.87%	4.63%
	% Hisp	41%	39%	46%	50%	40%	43%
Total Pop	% NH White	51%	48%	43%	42%	42%	45%
	% NH Black	1%	1%	1%	2%	3%	2%
	% Asian-American	7%	11%	9%	5%	13%	9%
	Total	5,191	5,267	5,350	5,235	5,474	26,517
Voting Age Pop	% Hisp	36%	34%	41%	45%	36%	39%
	% NH White	56%	52%	47%	47%	46%	49%
	% NH Black	1%	1%	1%	2%	3%	1%
	% Asian-American	7%	12%	9%	5%	13%	9%
	Total	4,698	5,156	4,976	5,403	5,227	25,459
Citizen Voting Age Pop	% Hisp	33%	30%	45%	51%	40%	40%
	% NH White	55%	55%	45%	45%	42%	48%
	% NH Black	1%	1%	2%	1%	1%	1%
	% Asian/Pac.Isl.	11%	14%	8%	3%	16%	10%
	Total	4,131	3,775	3,551	4,462	3,372	19,291
Voter Registration (Nov 2014)	% Latino est.	33%	24%	40%	45%	35%	36%
	% Asian-Surnamed	3%	8%	4%	2%	6%	5%
	% Filipino-Surnamed	1%	1%	1%	1%	1%	1%
	% Spanish-Surnamed	30%	21%	36%	40%	32%	32%
	% NH White est.	62%	65%	52%	49%	50%	56%
	% NH Black	0%	2%	1%	1%	5%	2%
	Total	1,804	1,640	1,334	1,465	1,271	7,514
Voter Turnout (Nov 2014)	% Latino	25%	15%	30%	35%	26%	26%
	% Asian-Surnamed	3%	6%	3%	3%	4%	4%
	% Filipino-Surnamed	1%	0%	1%	1%	1%	1%
	% Spanish-Surnamed	23%	14%	27%	31%	23%	23%
	% NH White est.	70%	76%	62%	59%	60%	66%
	% NH Black	0%	2%	2%	1%	6%	2%
	Total	3,096	2,838	2,625	2,968	2,701	14,228
Voter Turnout (Nov 2012)	% Latino	30%	22%	37%	41%	34%	33%
	% Asian-Surnamed	2%	6%	3%	2%	4%	3%
	% Filipino-Surnamed	0%	1%	2%	1%	1%	1%
	% Spanish-Surnamed	27%	19%	33%	37%	31%	29%
	% NH White est.	66%	69%	56%	52%	52%	59%
	% NH Black est.	0%	2%	1%	1%	6%	2%
	Total	6,567	6,822	6,976	7,229	7,422	35,016
ACS Pop. Est.	age0-19	24%	24%	26%	25%	21%	24%
	age20-60	51%	49%	54%	56%	63%	55%
	age60plus	26%	26%	19%	19%	16%	21%
Immigration	immigrants	17%	22%	17%	16%	25%	20%
	naturalized	75%	71%	55%	58%	63%	64%
Language spoken at home	english	69%	60%	66%	63%	60%	63%
	spanish	21%	25%	27%	31%	21%	25%
	asian-lang	6%	12%	6%	4%	17%	9%
	other lang	5%	3%	2%	2%	2%	2%
Language Fluency	Speaks Eng. "Less than Very Well"	7%	15%	14%	12%	15%	13%
	hs-grad	53%	56%	66%	71%	54%	60%
Education (among those age 25+)	bachelor	21%	22%	14%	12%	28%	20%
	graduatedegree	16%	13%	7%	5%	10%	10%
	child-in-household	child-under18	33%	29%	33%	30%	25%
Work (percent of pop age 16+)	employed	57%	59%	62%	60%	62%	60%
	Commute on Public Transit	2%	3%	2%	1%	4%	2%
Household Income	income 0-25k	9%	13%	19%	16%	13%	14%
	income 25-50k	12%	17%	15%	16%	19%	16%
	income 50-75k	18%	16%	18%	22%	17%	18%
	income 75-200k	48%	35%	44%	41%	43%	42%
	income 200k-plus	13%	19%	3%	4%	9%	9%
Housing Stats	single-family	93%	82%	70%	75%	64%	76%
	multi-family	7%	18%	30%	25%	36%	24%
	vacant	4%	7%	3%	4%	2%	4%
	occupied	96%	93%	97%	96%	98%	96%
	rented	15%	27%	42%	34%	37%	31%
	owned	85%	73%	58%	66%	63%	69%

Total and Voting Age population data from the 2010 Decennial Census  
Surname-based Voter Registration and Turnout data from the California Statewide Database  
Latino voter registration and turnout data are Spanish-surname counts adjusted using Census Population Department undercount estimates. NH White and NH Black registration and turnout counts estimated by NDC. Citizen Voting Age Pop., Age, Immigration, and other demographics from the 2011-2015 American Community Survey and Special Tabulation 5-year data

# Lowell Joint School District 2017 Districting



## Tan Map

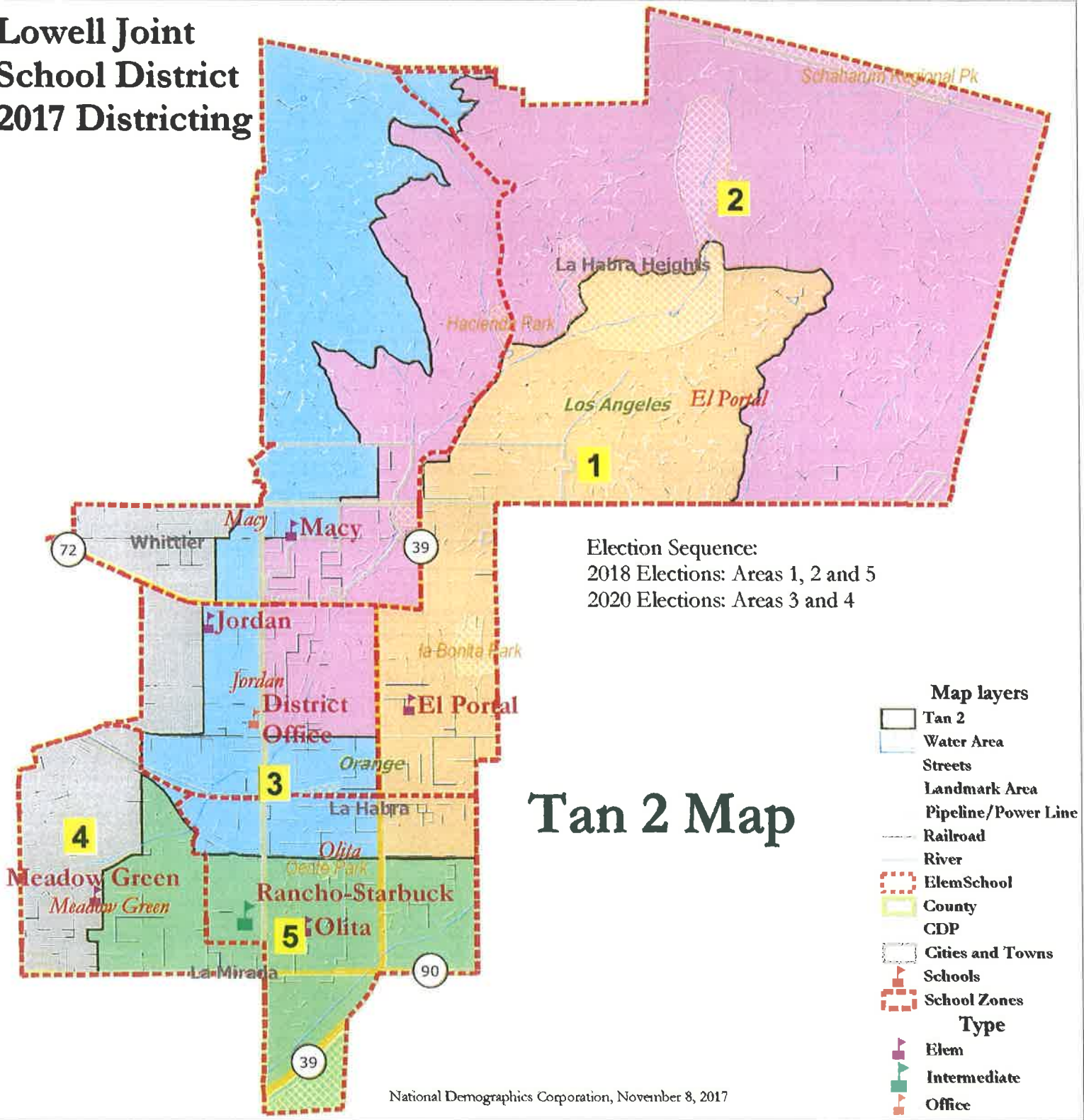
National Demographics Corporation, October 26, 2017

**Lowell Joint School District - Tan Map**

District		1	2	3	4	5	Total
Ideal	Total Pop	6,771	6,796	7,009	6,864	6,931	34,371
6,874	Deviation from ideal	-103	-78	135	-10	57	238
	% Deviation	-1.50%	-1.13%	1.96%	-0.15%	0.83%	3.46%
Total Pop	% Hisp	39%	42%	48%	43%	44%	43%
	% NH White	51%	46%	44%	44%	41%	45%
	% NH Black	1%	1%	1%	2%	2%	2%
	% Asian-American	8%	9%	6%	10%	11%	9%
Voting Age Pop	Total	5,225	5,232	5,404	5,221	5,435	26,517
	% Hisp	34%	37%	44%	39%	39%	39%
	% NH White	56%	51%	48%	48%	46%	49%
	% NH Black	1%	1%	1%	2%	2%	1%
	% Asian-American	9%	10%	6%	10%	11%	9%
Citizen Voting Age Pop	Total	4,734	5,021	5,683	4,746	5,275	25,459
	% Hisp	30%	32%	52%	45%	38%	40%
	% NH White	54%	56%	43%	45%	45%	48%
	% NH Black	1%	1%	1%	1%	1%	1%
	% Asian/Pac.Isl.	15%	11%	3%	9%	14%	10%
Voter Registration (Nov 2014)	Total	4,066	3,662	4,513	3,976	3,074	19,291
	% Latino est.	29%	27%	44%	39%	39%	36%
	% Asian-Surnamed	5%	7%	2%	3%	6%	5%
	% Filipino-Surnamed	1%	1%	1%	1%	1%	1%
	% Spanish-Surnamed	26%	24%	39%	35%	35%	32%
	% NH White est.	63%	64%	49%	55%	47%	56%
	% NH Black	1%	1%	1%	1%	5%	2%
Voter Turnout (Nov 2014)	Total	1,804	1,580	1,557	1,434	1,140	7,514
	% Latino	21%	18%	37%	28%	28%	26%
	% Asian-Surnamed	4%	5%	3%	4%	4%	4%
	% Filipino-Surnamed	1%	0%	1%	1%	1%	1%
	% Spanish-Surnamed	18%	16%	33%	25%	25%	23%
	% NH White est.	73%	75%	56%	66%	57%	66%
	% NH Black	1%	1%	1%	1%	5%	2%
Voter Turnout (Nov 2012)	Total	3,087	2,786	3,087	2,841	2,428	14,228
	% Latino	26%	24%	40%	36%	38%	33%
	% Asian-Surnamed	3%	5%	3%	3%	3%	3%
	% Filipino-Surnamed	1%	1%	1%	1%	1%	1%
	% Spanish-Surnamed	24%	22%	36%	33%	34%	29%
	% NH White est.	67%	68%	52%	58%	49%	59%
	% NH Black est.	1%	1%	1%	1%	6%	2%
ACS Pop. Est.	Total	6,584	6,857	7,414	7,073	7,088	35,016
Age	age0-19	23%	25%	25%	24%	22%	24%
	age20-60	51%	50%	54%	57%	60%	55%
	age60plus	25%	24%	21%	19%	17%	21%
Immigration	immigrants	18%	21%	13%	23%	22%	20%
	naturalized	73%	67%	68%	62%	55%	64%
Language spoken at home	english	65%	62%	70%	59%	62%	63%
	spanish	23%	26%	23%	26%	27%	25%
	asian-lang	8%	10%	4%	13%	10%	9%
	other lang	4%	2%	3%	2%	1%	2%
Language Fluency	Speaks Eng. "Less than Very Well"	9%	15%	9%	16%	14%	13%
Education (among those age 25+)	hs-grad	55%	57%	65%	63%	60%	60%
	bachelor	21%	21%	16%	19%	22%	20%
	graduatedegree	15%	12%	9%	7%	8%	10%
Child in Household	child-under18	30%	31%	33%	30%	26%	30%
Work (percent of pop age 16+)	employed	60%	58%	61%	59%	63%	60%
	Commute on Public Transit	1%	3%	2%	2%	4%	2%
Household Income	income 0-25k	11%	14%	14%	14%	17%	14%
	income 25-50k	13%	18%	11%	17%	21%	16%
	income 50-75k	16%	17%	23%	20%	16%	18%
	income 75-200k	47%	36%	47%	42%	40%	42%
	income 200k-plus	13%	16%	5%	7%	6%	9%
Housing Stats	single family	90%	80%	76%	77%	60%	76%
	multi-family	10%	20%	24%	23%	40%	24%
	vacant	5%	6%	3%	5%	2%	4%
	occupied	95%	94%	97%	95%	98%	96%
	rented	19%	29%	33%	31%	43%	31%
	owned	81%	71%	67%	69%	57%	69%

Total and Voting Age population data from the 2010 Decennial Census  
Surname based Voter Registration and Turnout data from the California Statewide Database  
Latino voter registration and turnout data are Spanish-surname counts adjusted using Census Population Department undercount estimates. NH White and NH Black registration and turnout counts estimated by NDC. Citizen Voting Age Pop., Age, Immigration, and other demographics from the 2011-2015 American Community Survey and Special Tabulation 5-year data.

# Lowell Joint School District 2017 Districting



Election Sequence:  
 2018 Elections: Areas 1, 2 and 5  
 2020 Elections: Areas 3 and 4

## Tan 2 Map

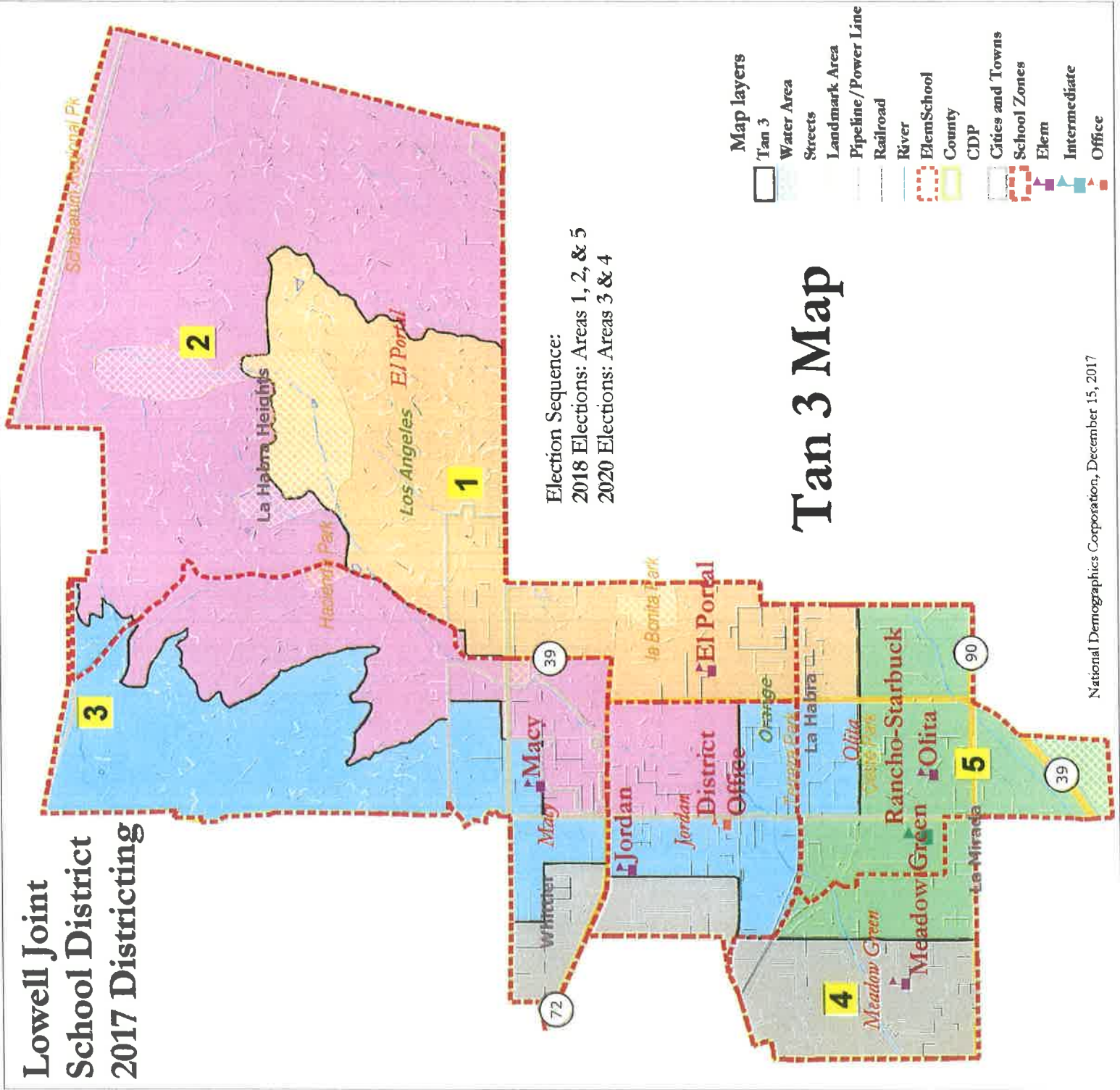
- Map layers**
- Tan 2
  - Water Area
  - Streets
  - Landmark Area
  - Pipeline/Power Line
  - Railroad
  - River
  - ElemSchool
  - County
  - CDP
  - Cities and Towns
  - Schools
  - School Zones
- Type**
- Elem
  - Intermediate
  - Office

National Demographics Corporation, November 8, 2017

Lowell Joint School District - Tan 2 Map							
District		1	2	3	4	5	Total
<b>Ideal</b>	Total Pop	6,986	6,687	6,951	6,803	6,944	34,371
6,874	Deviation from ideal	112	-187	77	-71	70	299
	% Deviation	1.63%	-2.72%	1.12%	-1.03%	1.02%	4.35%
Total Pop	% Hisp	46%	37%	42%	50%	40%	43%
	% NH White	43%	50%	46%	43%	45%	45%
	% NH Black	2%	1%	1%	2%	2%	2%
	% Asian-American	8%	11%	10%	4%	11%	9%
Voting Age Pop	Total	5,376	5,202	5,328	5,175	5,436	26,517
	% Hisp	41%	32%	38%	46%	37%	39%
	% NH White	48%	54%	50%	47%	48%	49%
	% NH Black	2%	1%	1%	2%	2%	1%
Citizen Voting Age Pop	% Asian-American	8%	12%	10%	5%	11%	9%
	Total	5,125	4,826	5,224	5,320	4,964	25,459
	% Hisp	35%	27%	41%	54%	41%	40%
	% NH White	50%	56%	48%	43%	45%	48%
Voter Registration (Nov 2014)	% NH Black	1%	1%	1%	1%	1%	1%
	% Asian/Pac.Isl.	13%	15%	10%	2%	12%	10%
	Total	3,570	3,936	4,112	4,173	3,500	19,291
	% Latino est.	33%	26%	37%	45%	37%	36%
Voter Turnout (Nov 2014)	% Asian-Surnamed	6%	7%	4%	2%	4%	5%
	% Filipino-Surnamed	1%	1%	1%	1%	1%	1%
	% Spanish-Surnamed	29%	24%	33%	40%	33%	32%
	% NH White est.	54%	63%	57%	48%	56%	56%
	% NH Black	3%	1%	1%	1%	2%	2%
	Total	1,464	1,738	1,604	1,361	1,347	7,514
Voter Turnout (Nov 2012)	% Latino	21%	18%	29%	36%	28%	26%
	% Asian-Surnamed	5%	5%	3%	2%	4%	4%
	% Filipino-Surnamed	1%	1%	1%	1%	1%	1%
	% Spanish-Surnamed	19%	16%	26%	32%	25%	23%
	% NH White est.	67%	74%	65%	58%	65%	66%
	% NH Black	4%	2%	1%	1%	2%	2%
ACS Pop. Est.	Total	2,789	2,989	3,066	2,780	2,603	14,228
	% Latino	31%	24%	34%	40%	35%	33%
	% Asian-Surnamed	4%	4%	3%	2%	3%	3%
	% Filipino-Surnamed	1%	1%	1%	1%	1%	1%
	% Spanish-Surnamed	28%	22%	31%	36%	32%	29%
	% NH White est.	57%	68%	60%	52%	58%	59%
Age	% NH Black est.	4%	1%	1%	1%	2%	2%
	age0-19	26%	24%	24%	25%	22%	24%
	age20-60	52%	52%	55%	55%	60%	55%
Immigration	age60plus	22%	24%	22%	21%	18%	21%
	immigrants	21%	20%	17%	15%	24%	20%
Language spoken at home	naturalized	57%	73%	66%	65%	63%	64%
	english	61%	63%	68%	67%	59%	63%
	spanish	30%	23%	23%	26%	24%	25%
	asian-lang	8%	11%	7%	4%	15%	9%
Language Fluency	other lang	1%	3%	3%	3%	2%	2%
	Speaks Eng "Less than Very Well"	16%	12%	10%	10%	15%	13%
Education (among those age 25+)	hs-grad	60%	55%	61%	66%	59%	60%
	bachelor	19%	22%	19%	15%	24%	20%
	graduatedegree	10%	14%	11%	9%	9%	10%
Child in Household	child-under18	30%	30%	31%	31%	27%	30%
Work (percent of pop age 16+)	employed	59%	61%	60%	60%	61%	60%
	Commute on Public Transit	5%	1%	2%	2%	3%	2%
Household Income	income 0-25k	18%	12%	14%	14%	14%	14%
	income 25-50k	21%	14%	13%	14%	18%	16%
	income 50-75k	17%	15%	18%	22%	18%	18%
	income 75-200k	33%	44%	48%	44%	43%	42%
	income 200k-plus	11%	15%	8%	6%	8%	9%
Housing Stats	single family	67%	88%	80%	78%	70%	76%
	multi-family	33%	12%	20%	22%	30%	24%
	vacant	4%	6%	4%	3%	3%	4%
	occupied	96%	94%	96%	97%	97%	96%
	rented	40%	21%	28%	31%	34%	31%
Total and Voting Age population data from the 2010 Decennial Census	owned	60%	79%	72%	69%	66%	69%
	Total and Voting Age population data from the 2010 Decennial Census						
Surname-based Voter Registration and Turnout data from the California Statewide Database							
Latino voter registration and turnout data are Spanish surname counts adjusted using Census Population Department undercount estimates. NH White and NH Black registration and turnout counts estimated by NDC. Citizen Voting Age Pop., Age, Immigration, and other demographics from the 2011-2015 American Community Survey and Special Tabulation 5-year data							



# Lowell Joint School District 2017 Districting



Election Sequence:  
 2018 Elections: Areas 1, 2, & 5  
 2020 Elections: Areas 3 & 4

## Tan 3 Map

- Map layers**
- Tan 3
  - Water Area
  - Streets
  - Landmark Area
  - Pipeline/Power Line
  - Railroad
  - River
  - ElemSchool
  - County
  - CDP
  - Cities and Towns
  - School Zones
  - Elem
  - Intermediate
  - Office

**Lowell Joint School District - Tan 3 Map**

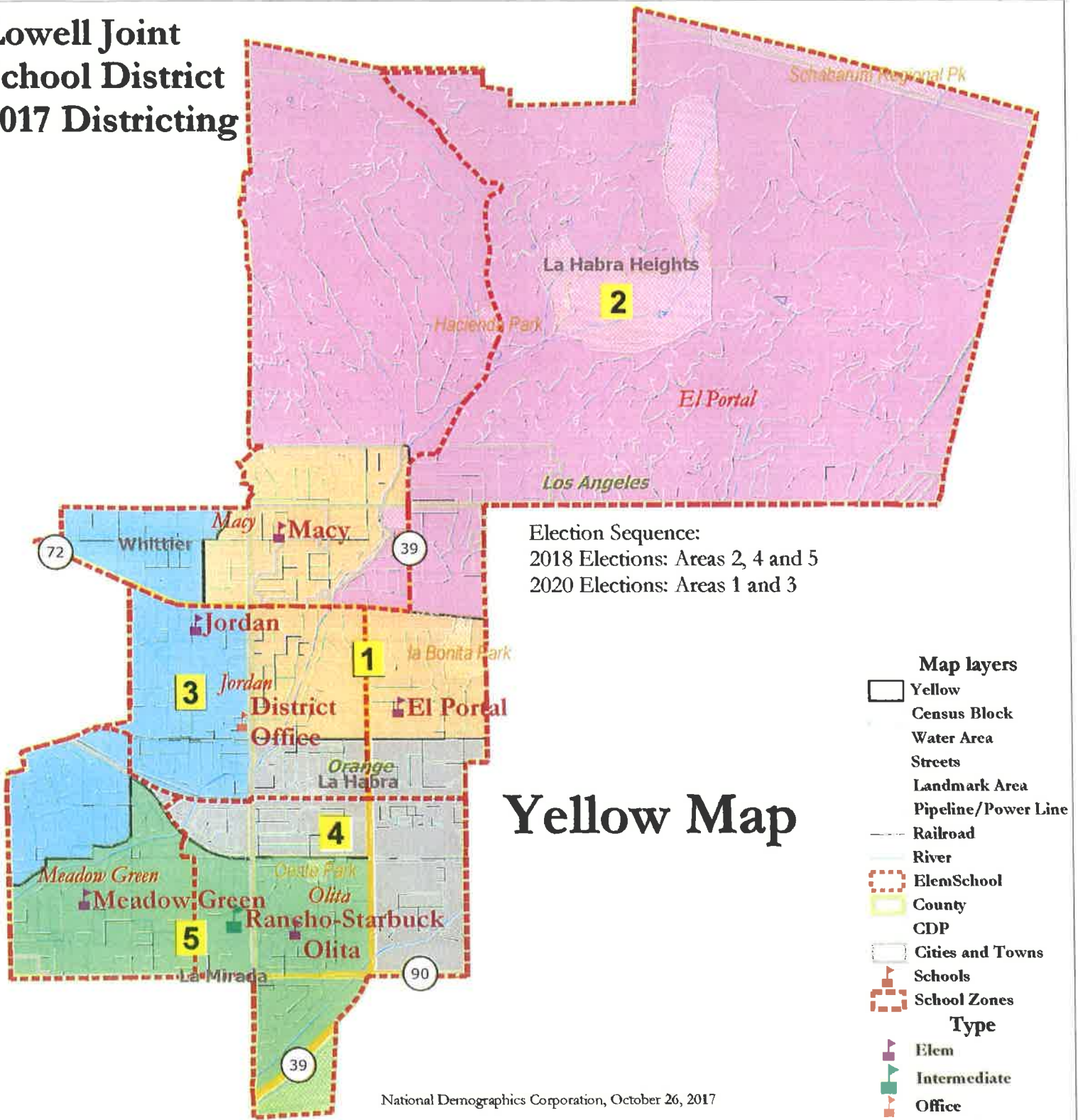
District		1	2	3	4	5	Total
Ideal	Total Pop	6,986	6,687	6,723	7,164	6,811	34,371
6,874	Deviation from ideal	112	-187	-151	290	-63	477
	% Deviation	1.63%	-2.72%	-2.20%	4.22%	-0.92%	6.94%
Total Pop	% Hisp	46%	37%	42%	50%	41%	43%
	% NH White	43%	50%	47%	43%	44%	45%
	% NH Black	2%	1%	1%	2%	3%	2%
	% Asian-American	8%	11%	9%	5%	12%	9%
Voting Age Pop	Total	5,376	5,202	5,182	5,457	5,300	26,517
	% Hisp	41%	32%	38%	45%	37%	39%
	% NH White	48%	54%	51%	47%	47%	49%
	% NH Black	2%	1%	1%	2%	2%	1%
Citizen Voting Age Pop	% Asian-American	8%	12%	9%	5%	11%	9%
	Total	5,125	4,826	5,077	5,589	4,842	25,459
	% Hisp	35%	27%	41%	54%	41%	40%
	% NH White	50%	56%	48%	43%	45%	48%
Voter Registration (Nov 2014)	% NH Black	1%	1%	1%	1%	1%	1%
	% Asian/Pac. Isl.	13%	15%	10%	2%	12%	10%
	Total	3,570	3,936	4,051	4,429	3,305	19,291
	% Latino est.	33%	26%	36%	45%	37%	36%
Voter Turnout (Nov 2014)	% Asian-Surnamed	6%	7%	4%	2%	4%	5%
	% Filipino-Surnamed	1%	1%	1%	1%	1%	1%
	% Spanish-Surnamed	29%	24%	33%	40%	33%	32%
	% NH White est.	54%	63%	56%	49%	56%	56%
	% NH Black	3%	1%	1%	1%	2%	2%
	Total	1,464	1,738	1,605	1,449	1,259	7,514
Voter Turnout (Nov 2012)	% Latino	21%	18%	28%	36%	28%	26%
	% Asian-Surnamed	5%	5%	3%	3%	3%	4%
	% Filipino-Surnamed	1%	1%	1%	1%	1%	1%
	% Spanish-Surnamed	19%	16%	26%	32%	25%	23%
	% NH White est.	67%	74%	65%	58%	66%	66%
	% NH Black	4%	2%	1%	1%	2%	2%
ACS Pop. Est.	Total	2,789	2,989	3,044	2,933	2,473	14,228
	% Latino	31%	24%	34%	41%	35%	33%
	% Asian-Surnamed	4%	4%	3%	2%	3%	3%
	% Filipino-Surnamed	1%	1%	1%	1%	1%	1%
	% Spanish-Surnamed	28%	22%	31%	36%	31%	29%
	% NH White est.	57%	68%	59%	52%	59%	59%
Age	% NH Black est.	4%	1%	1%	1%	2%	2%
	age0-19	26%	24%	23%	25%	22%	24%
	age20-60	52%	52%	54%	55%	60%	55%
Immigration	age60plus	22%	24%	22%	20%	18%	21%
	immigrants	21%	20%	17%	15%	24%	20%
Language spoken at home	naturalized	57%	73%	68%	63%	63%	64%
	english	61%	63%	68%	66%	59%	63%
	spanish	30%	23%	22%	27%	24%	25%
	asian-lang.	8%	11%	7%	4%	15%	9%
Language Fluency	other lang.	1%	3%	3%	3%	2%	2%
	Speaks Eng. "Less than Very Well"	16%	12%	9%	10%	15%	13%
Education (among those age 25+)	hs-grad	60%	55%	59%	67%	58%	60%
	bachelor	19%	22%	20%	14%	24%	20%
	graduatedegree	10%	14%	12%	8%	9%	10%
Child in Household	child-under18	30%	30%	31%	31%	27%	30%
	employed	59%	61%	60%	60%	61%	60%
Work (percent of pop age 16+)	Commute on Public Transit	5%	1%	2%	1%	3%	2%
	income 0-25k	18%	12%	13%	15%	14%	14%
Household Income	income 25-50k	21%	14%	13%	14%	18%	16%
	income 50-75k	17%	15%	18%	22%	18%	18%
	income 75-200k	33%	44%	48%	44%	43%	42%
	income 200k-plus	11%	15%	8%	5%	8%	9%
	single family	67%	88%	81%	77%	70%	76%
Housing Stats	multi-family	33%	12%	19%	23%	30%	24%
	vacant	4%	6%	3%	3%	3%	4%
	occupied	96%	94%	97%	97%	97%	96%
	rented	40%	21%	27%	32%	35%	31%
	owned	60%	79%	73%	68%	65%	69%

Total and Voting Age population data from the 2010 Decennial Census

Surname-based Voter Registration and Turnout data from the California Statewide Database

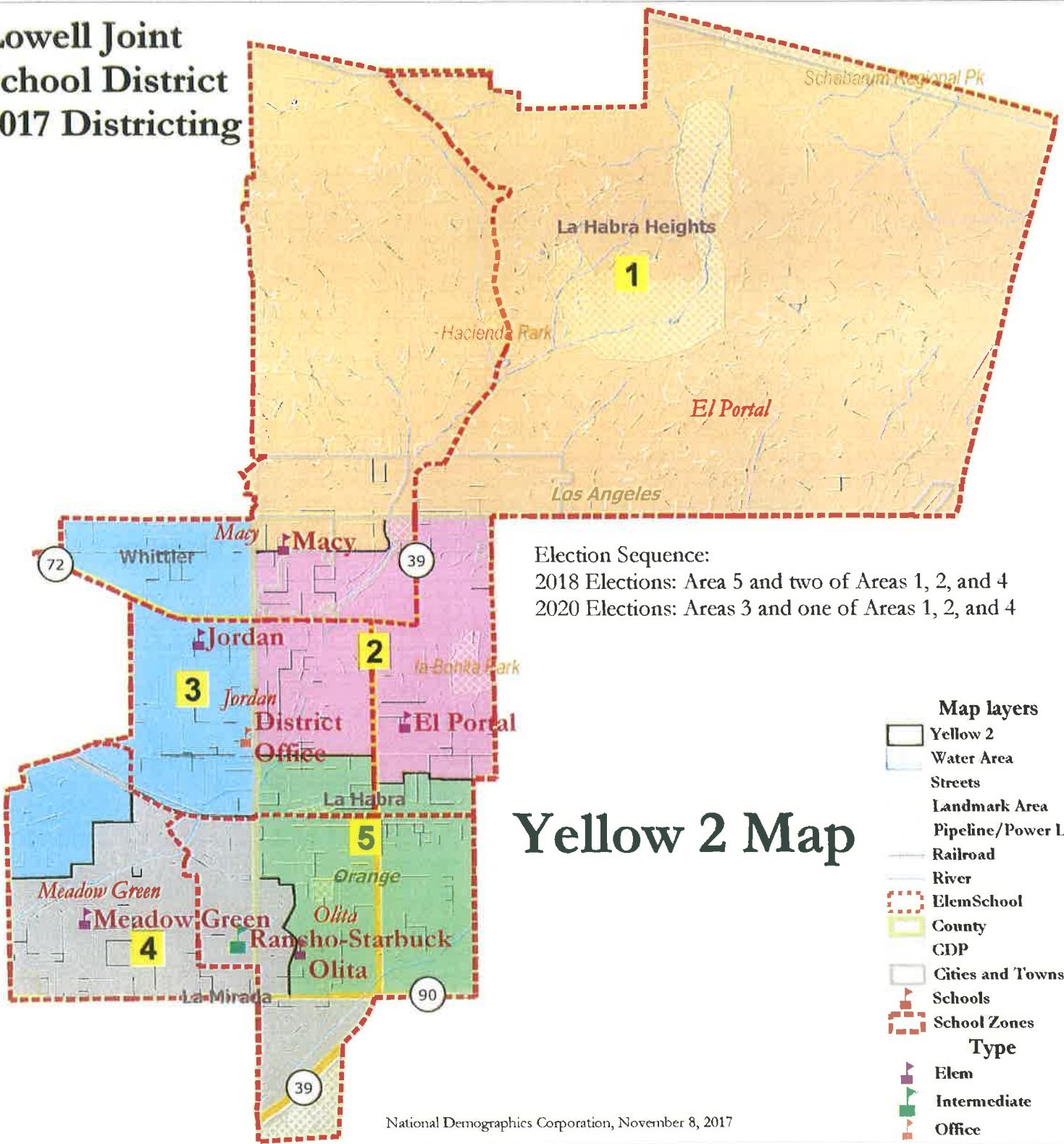
Latino voter registration and turnout data are Spanish surname counts adjusted using Census Population Department undercount estimates. NH White and NH Black registration and turnout counts estimated by NDC. Citizen Voting Age Pop., Age, Immigration, and other demographics from the 2011-2015 American Community Survey and Special Tabulation 5-year data

# Lowell Joint School District 2017 Districting



Lowell Joint School District - Yellow Map								
District		1	2	3	4	5	Total	
	<u>Ideal</u>	Total Pop	6,868	6,699	6,845	7,057	6,902	34,371
6,874	Deviation from ideal	-6	-175	-29	183	28	358	
	% Deviation	-0.09%	-2.55%	-0.42%	2.66%	0.41%	5.21%	
Total Pop	% Hisp	51%	29%	47%	44%	44%	43%	
	% NH White	42%	55%	44%	41%	44%	45%	
	% NH Black	1%	1%	1%	2%	2%	2%	
	% Asian-American	4%	14%	6%	11%	10%	9%	
Voting Age Pop	Total	5,106	5,351	5,293	5,488	5,279	26,517	
	% Hisp	46%	25%	43%	40%	39%	39%	
	% NH White	47%	59%	49%	45%	48%	49%	
	% NH Black	1%	1%	1%	2%	2%	1%	
Citizen Voting Age Pop	% Asian-American	4%	14%	6%	11%	10%	9%	
	Total	4,243	5,513	5,558	5,375	4,772	25,459	
	% Hisp	44%	21%	52%	38%	45%	40%	
	% NH White	50%	59%	44%	46%	44%	48%	
Voter Registration (Nov 2014)	% NH Black	1%	1%	1%	1%	1%	1%	
	% Asian/Pac Isl.	4%	20%	3%	13%	10%	10%	
	Total	3,235	4,493	4,399	3,113	4,051	19,291	
	% Latino est.	38%	21%	43%	40%	39%	36%	
Voter Turnout (Nov 2014)	% Asian-Surnamed	1%	9%	3%	5%	3%	5%	
	% Filipino-Surnamed	0%	1%	1%	1%	1%	1%	
	% Spanish-Surnamed	34%	19%	39%	36%	35%	32%	
	% NH White est.	58%	68%	49%	46%	55%	56%	
	% NH Black	2%	1%	1%	5%	1%	2%	
	Total	1,365	2,019	1,517	1,140	1,474	7,514	
Voter Turnout (Nov 2012)	% Latino	26%	15%	36%	29%	28%	26%	
	% Asian-Surnamed	1%	7%	3%	4%	4%	4%	
	% Filipino-Surnamed	1%	1%	1%	1%	1%	1%	
	% Spanish-Surnamed	23%	14%	33%	26%	25%	23%	
	% NH White est.	70%	76%	56%	57%	65%	66%	
	% NH Black	2%	1%	1%	6%	1%	2%	
ACS Pop. Est.	Total	2,540	3,333	3,015	2,420	2,920	14,228	
	% Latino	33%	19%	40%	38%	36%	33%	
	% Asian-Surnamed	1%	6%	3%	3%	3%	3%	
	% Filipino-Surnamed	1%	1%	1%	1%	1%	1%	
	% Spanish-Surnamed	30%	17%	36%	34%	33%	29%	
	% NH White est.	62%	72%	51%	49%	58%	59%	
Age	% NH Black est.	2%	1%	1%	6%	1%	2%	
	aged 0-19	27%	22%	25%	23%	23%	24%	
	aged 20-60	53%	49%	54%	60%	58%	55%	
Immigration	aged 60plus	21%	29%	21%	17%	19%	21%	
	immigrants	20%	20%	13%	22%	23%	20%	
Language spoken at home	naturalized	54%	85%	68%	55%	62%	64%	
	english	62%	64%	70%	61%	59%	63%	
	spanish	30%	19%	23%	28%	26%	25%	
	asian-lang	6%	12%	4%	10%	13%	9%	
Language Fluency	other lang	2%	4%	3%	1%	2%	2%	
	Speaks Eng. "Less than Very Well"	14%	10%	9%	14%	16%	13%	
Education (among those age 25+)	hs-grad	60%	52%	65%	60%	63%	60%	
	bachelor	16%	25%	16%	21%	19%	20%	
	graduatedegree	10%	17%	9%	8%	8%	10%	
Child in Household	child-under18	33%	28%	33%	26%	30%	30%	
	employed	59%	59%	61%	62%	59%	60%	
Work (percent of pop age 16+)	Commute on Public Transit	3%	1%	2%	4%	2%	2%	
	income 0-25k	18%	7%	14%	17%	14%	14%	
Household Income	income 25-50k	20%	11%	11%	21%	17%	16%	
	income 50-75k	16%	16%	23%	16%	20%	18%	
	income 75-200k	39%	44%	47%	40%	42%	42%	
	income 200k-plus	7%	22%	5%	6%	7%	9%	
Housing Stats	single family	73%	97%	76%	61%	77%	76%	
	multi-family	27%	3%	24%	39%	23%	24%	
	vacant	4%	7%	2%	2%	4%	4%	
	occupied	96%	93%	98%	98%	96%	96%	
	rented	36%	11%	34%	42%	31%	31%	
	owned	64%	89%	66%	58%	69%	69%	
Total and Voting Age population data from the 2010 Decennial Census								
Surname-based Voter Registration and Turnout data from the California Statewide Database								
Latino voter registration and turnout data are Spanish surname counts adjusted using Census Population Department undercount estimates. NH White and NH Black registration and turnout counts estimated by NDC. Citizen Voting Age Pop., Age, Immigration, and other demographics from the 2011-2015 American Community Survey and Special Tabulation 5-year data.								

# Lowell Joint School District 2017 Districting



## Yellow 2 Map

National Demographics Corporation, November 8, 2017

**Lowell Joint School District - Yellow 2 Map**

District		1	2	3	4	5	Total
<b>Ideal</b>	Total Pop	6,763	6,951	6,893	6,924	6,840	34,371
6,874	Deviation from ideal	-111	77	19	50	-34	188
	% Deviation	-1.61%	1.12%	0.28%	0.73%	-0.49%	2.74%
Total Pop	% Hisp	28%	52%	47%	44%	44%	43%
	% NH White	57%	41%	44%	43%	41%	45%
	% NH Black	1%	1%	1%	2%	2%	2%
	% Asian-American	13%	5%	6%	10%	11%	9%
Voting Age Pop	Total	5,428	5,188	5,319	5,279	5,303	26,517
	% Hisp	24%	47%	43%	40%	40%	39%
	% NH White	60%	45%	49%	47%	45%	49%
	% NH Black	1%	1%	1%	2%	2%	1%
Citizen Voting Age Pop	% Asian-American	14%	5%	6%	10%	11%	9%
	Total	5,398	4,424	5,553	4,946	5,139	25,459
	% Hisp	20%	43%	52%	45%	39%	40%
	% NH White	59%	50%	44%	46%	43%	48%
Voter Registration (Nov 2014)	% NH Black	1%	2%	1%	1%	1%	1%
	% Asian/Pac.Isl.	20%	5%	3%	7%	15%	10%
	Total	4,714	2,881	4,431	4,123	3,142	19,291
	% Latino est.	22%	38%	43%	40%	38%	36%
Voter Turnout (Nov 2014)	% Asian-Surnamed	9%	2%	2%	3%	5%	5%
	% Filipino-Surnamed	1%	1%	1%	1%	1%	1%
	% Spanish-Surnamed	19%	34%	39%	36%	34%	32%
	% NH White est.	68%	56%	50%	54%	48%	56%
	% NH Black	1%	2%	1%	1%	5%	2%
	Total	2,116	1,203	1,534	1,487	1,174	7,514
Voter Turnout (Nov 2012)	% Latino	16%	25%	36%	29%	28%	26%
	% Asian-Surnamed	6%	1%	3%	3%	4%	4%
	% Filipino-Surnamed	0%	1%	1%	1%	1%	1%
	% Spanish-Surnamed	14%	23%	32%	26%	25%	23%
	% NH White est.	76%	69%	58%	64%	59%	66%
	% NH Black	1%	2%	1%	1%	5%	2%
ACS Pop. Est.	Total	3,475	2,331	3,017	2,902	2,503	14,228
	% Latino	19%	34%	40%	37%	37%	33%
	% Asian-Surnamed	6%	1%	2%	3%	3%	3%
	% Filipino-Surnamed	1%	1%	1%	1%	1%	1%
	% Spanish-Surnamed	18%	31%	36%	33%	33%	29%
	% NH White est.	72%	60%	52%	56%	50%	59%
Age	% NH Black est.	1%	2%	1%	1%	5%	2%
	age0-19	22%	28%	25%	24%	21%	24%
	age20-60	48%	54%	54%	57%	62%	55%
Immigration	age60plus	30%	19%	21%	19%	17%	21%
	immigrants	20%	20%	13%	22%	22%	20%
Language spoken at home	naturalized	87%	49%	70%	62%	57%	64%
	english	64%	62%	71%	59%	62%	63%
	spanish	19%	32%	22%	27%	26%	25%
	asian-lang	12%	5%	4%	12%	11%	9%
Language Fluency	other lang	5%	1%	3%	2%	1%	2%
	Speaks Eng. "Less than Very Well"	9%	16%	9%	16%	13%	13%
Education (among those age 25+)	hs-grad	51%	63%	64%	65%	59%	60%
	bachelor	26%	15%	17%	17%	23%	20%
	graduatedegree	18%	8%	10%	7%	9%	10%
Child in Household	employed	27%	34%	33%	31%	25%	30%
	child-under18	27%	34%	33%	31%	25%	30%
Work (percent of pop age 16+)	employed	58%	60%	60%	58%	63%	60%
	Commute on Public Transit	1%	3%	2%	1%	4%	2%
Household Income	income 0-25k	7%	20%	13%	15%	16%	14%
	income 25-50k	10%	22%	11%	17%	20%	16%
	income 50-75k	16%	17%	23%	20%	16%	18%
	income 75-200k	45%	36%	47%	42%	41%	42%
	income 200k-plus	22%	6%	6%	6%	6%	9%
Housing Stats	single family	98%	67%	78%	79%	60%	76%
	multi-family	2%	33%	22%	21%	40%	24%
	vacant	7%	4%	3%	5%	2%	4%
	occupied	93%	96%	97%	95%	98%	96%
	rented	9%	42%	32%	30%	41%	31%
Total and Voting Age population data from the 2010 Decennial Census	owned	91%	58%	68%	70%	59%	69%

Total and Voting Age population data from the 2010 Decennial Census  
 Surname-based Voter Registration and Turnout data from the California Statewide Database  
 Latino voter registration and turnout data are Spanish-surname counts adjusted using Census Population Department undercount estimates. NH White and NH Black registration and turnout counts estimated by NDC. Citizen Voting Age Pop., Age, Immigration, and other demographics from the 2011-2015 American Community Survey and Special Tabulation 5-year data

**LOWELL JOINT SCHOOL DISTRICT**

**RESOLUTION 2017/18 NO. 713**

**A RESOLUTION OF THE BOARD OF TRUSTEES OF THE  
LOWELL JOINT SCHOOL DISTRICT OF  
LOS ANGELES AND ORANGE COUNTIES, CALIFORNIA,  
ADOPTING A MAP OF PROPOSED TRUSTEE AREAS, AND  
RECOMMENDING THAT THE LOS ANGELES COUNTY COMMITTEE  
ON SCHOOL DISTRICT ORGANIZATION APPROVE AND ESTABLISH  
TRUSTEE AREAS FROM WHICH LOWELL JOINT SCHOOL DISTRICT  
BOARD MEMBERS WILL BE ELECTED  
IN A BY-TRUSTEE AREA ELECTION PROCESS**

WHEREAS, the Lowell Joint School District (“District”) currently has no trustee areas, wherein each of the five members of the District’s Board of Trustees (“Board”) must reside within the boundaries of the District but not within any specific geographical sub-region of the District; and

WHEREAS, the District currently uses an at-large system of electing its Board members, wherein all voters in the District elect each member of the Board; and

WHEREAS, at-large electoral systems such as that used by the District are subject to challenge under the California Voting Rights Act of 2001, codified at sections 14025–14032 of the California Elections Code (“CVRA”); and

WHEREAS, by-trustee area electoral systems are not vulnerable to challenge under the CVRA; and

WHEREAS, in a by-trustee area system of election, candidates for the Board must reside within a specific geographic subarea of the District, called a trustee area, and candidates are elected only by the voters of that trustee area; and

WHEREAS, given the potential financial and other consequences of a legal challenge under the CVRA to the District’s current election system, the Board considers it prudent to initiate the process to transition to a by-trustee area system of election; and

WHEREAS, the Board took action at its regular meeting on August 14, 2017 announcing its decision to change its election methodology from an at-large system to a by-trustee areas method of election as described in Education Code section 5030(b) in time for the November, 2018 election; and

WHEREAS, one method of transitioning from an at-large electoral system to a by trustee area electoral system is for the Board to petition the Los Angeles County Committee on School District Organization (“County Committee”), by resolution, to initiate the transition under California Education Code section 5019(c)(1); and

WHEREAS, the County Committee has indicated that it will initiate this process on behalf of the District at the District’s request, and will consider any recommendation on specific trustee areas made by the District; and

WHEREAS, District staff and consultants have prepared Draft trustee area Maps (the “Draft Maps”). Prior to the preparation and presentation of the Draft Maps, the Board held public hearings on September 11, 2017 and October 2 , 2017, to allow for public input on the conversion and how to draw draft trustee area maps; and

WHEREAS, the Draft Maps were presented to the public on November 6, 2017, a public hearing was held on the same date to obtain feedback on the Draft Maps, and information regarding the Draft Maps was and is posted online on the District’s website; and

WHEREAS, the Board has conducted an additional public hearing on December 11, 2017, prior to consideration, discussion, and action on this Resolution, and has received and considered any and all public input and comment on: 1) the Draft Maps; 2) the proposal to transition to establishing trustee areas; and 3) the proposal to adopt a by-trustee area system of election; and

NOW THEREFORE, be it resolved by the Board of Trustees of the Lowell Joint School District as follows:

1. That the above recitals are true and correct.
2. That based upon its review of the public input and comment on the Draft Maps, its proposal to transition to establishing trustee areas, and its proposal to adopt a by-trustee area system of election, as well as input from staff and consultants, the Board hereby adopts and recommends Draft Map Yellow to the County Committee for its consideration. A true and correct copy of Draft Map Yellow is attached hereto as **Exhibit A**.
3. That this Resolution shall serve as the District’s petition to the County Committee pursuant to Education Code section 5019(c)(1), the Board hereby proposes and requests that the County Committee approve the establishment of trustee areas as defined in **Exhibit A**, and approves the adoption of the method of electing Board members specified in Education Code section 5030(b), whereby candidates for the Board must reside within a trustee area, and candidates are elected only by the voters of that trustee area, effective with the November, 2018 regular election of District Board members.
4. That the Superintendent and/or his designee take all actions necessary to notify the Committee of the Board’s determination forthwith and provide whatever assistance may be required by the Committee to complete the process.

ADOPTED, SIGNED AND APPROVED this 16<sup>th</sup> day of January, 2018, by the following vote:

AYES: William Hinz, Fred Schambeck, Anastasia Shackelford, and Martin Tourville.

NOES: None.

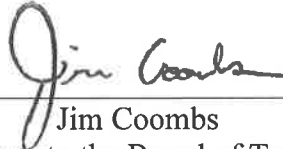
ABSTAIN: None.

ABSENT: None.



I, Jim Coombs, Secretary to the Board of Trustees of the Lowell Joint School District of Los Angeles and Orange Counties, California, hereby certify that the above and foregoing resolution was duly and regularly adopted by the said Board at a regular meeting thereof held on the 16<sup>th</sup> day of January 2018, and passed by a unanimous vote of those present.

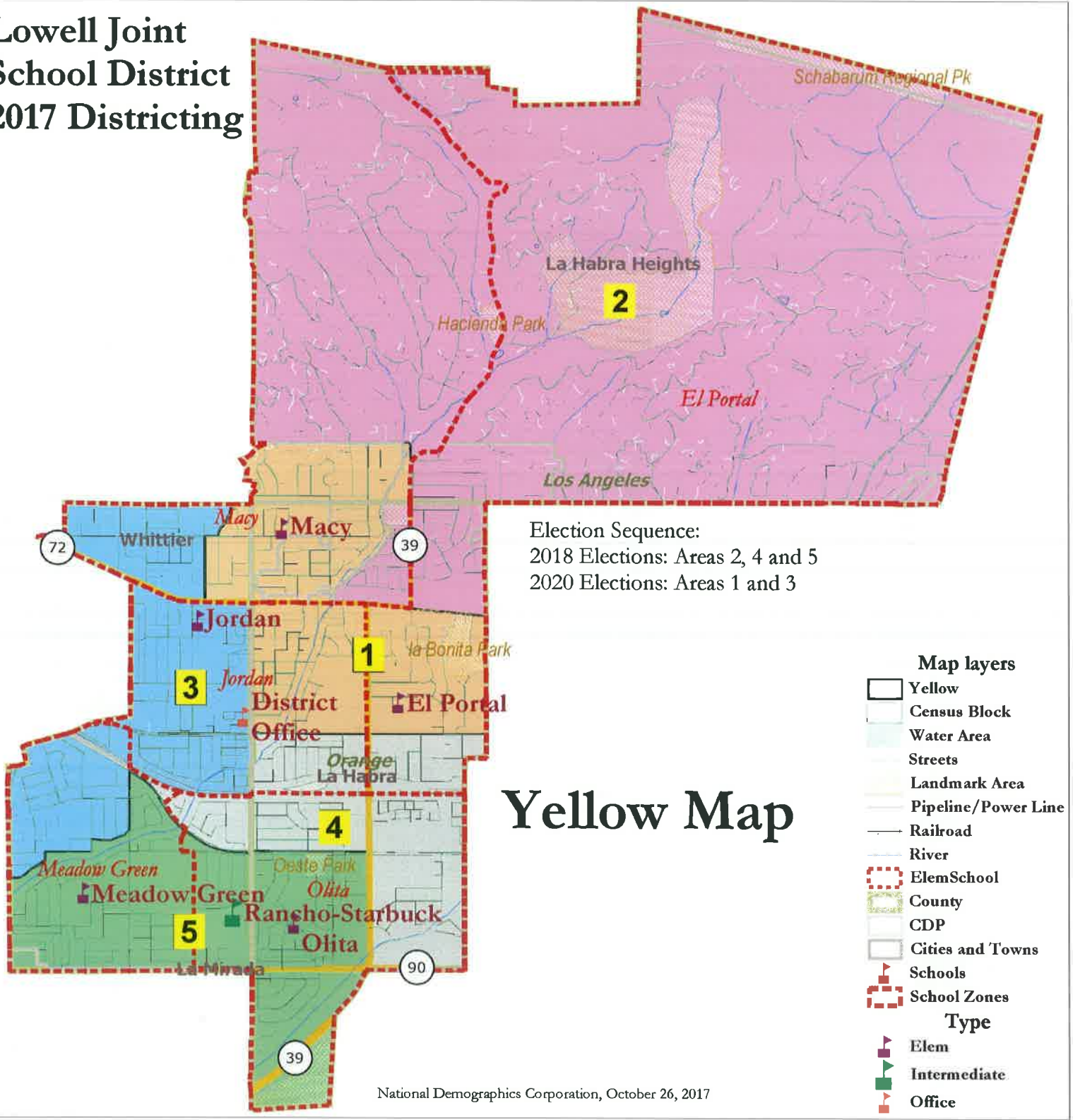
**IN WITNESS WHEREOF**, I have hereunto set my hand and seal this 16<sup>th</sup> day of January 2018.

A handwritten signature in cursive script that reads "Jim Coombs". The signature is written in black ink and is positioned above a horizontal line.

---

Jim Coombs  
Secretary to the Board of Trustees

# Lowell Joint School District 2017 Districting



## Yellow Map

## Lowell Joint School District - Yellow Map

District		1	2	3	4	5	Total
Ideal	Total Pop	6,868	6,699	6,845	7,057	6,902	34,371
6,874	Deviation from ideal	-6	-175	-29	183	28	358
	% Deviation	-0.09%	-2.55%	-0.42%	2.66%	0.41%	5.21%
Total Pop	% Hisp	51%	29%	47%	44%	44%	43%
	% NH White	42%	55%	44%	41%	44%	45%
	% NH Black	1%	1%	1%	2%	2%	2%
	% Asian-American	4%	14%	6%	11%	10%	9%
Voting Age Pop	Total	5,106	5,351	5,293	5,488	5,279	26,517
	% Hisp	46%	25%	43%	40%	39%	39%
	% NH White	47%	59%	49%	45%	48%	49%
	% NH Black	1%	1%	1%	2%	2%	1%
	% Asian-American	4%	14%	6%	11%	10%	9%
Citizen Voting Age Pop	Total	4,243	5,513	5,558	5,375	4,772	25,459
	% Hisp	44%	21%	52%	38%	45%	40%
	% NH White	50%	59%	44%	46%	44%	48%
	% NH Black	1%	1%	1%	1%	1%	1%
	% Asian/Pac.Isl.	4%	20%	3%	13%	10%	10%
Voter Registration (Nov 2014)	Total	3,235	4,493	4,399	3,113	4,051	19,291
	% Latino est.	38%	21%	43%	40%	39%	36%
	% Asian-Surnamed	1%	9%	3%	5%	3%	5%
	% Filipino-Surnamed	0%	1%	1%	1%	1%	1%
	% Spanish-Surnamed	34%	19%	39%	36%	35%	32%
	% NH White est.	58%	68%	49%	46%	55%	56%
	% NH Black	2%	1%	1%	5%	1%	2%
Voter Turnout (Nov 2014)	Total	1,365	2,019	1,517	1,140	1,474	7,514
	% Latino	26%	15%	36%	29%	28%	26%
	% Asian-Surnamed	1%	7%	3%	4%	4%	4%
	% Filipino-Surnamed	1%	1%	1%	1%	1%	1%
	% Spanish-Surnamed	23%	14%	33%	26%	25%	23%
	% NH White est.	70%	76%	56%	57%	65%	66%
Voter Turnout (Nov 2012)	Total	2,540	3,333	3,015	2,420	2,920	14,228
	% Latino	33%	19%	40%	38%	36%	33%
	% Asian-Surnamed	1%	6%	3%	3%	3%	3%
	% Filipino-Surnamed	1%	1%	1%	1%	1%	1%
	% Spanish-Surnamed	30%	17%	36%	34%	33%	29%
	% NH White est.	62%	72%	51%	49%	58%	59%
ACS Pop. Est.	Total	6,663	6,778	7,255	7,202	7,118	35,016
	Age						
Age	age0-19	27%	22%	25%	23%	23%	24%
	age20-60	53%	49%	54%	60%	58%	55%
	age60plus	21%	29%	21%	17%	19%	21%
Immigration	immigrants	20%	20%	13%	22%	23%	20%
	naturalized	54%	85%	68%	55%	62%	64%
Language spoken at home	english	62%	64%	70%	61%	59%	63%
	spanish	30%	19%	23%	28%	26%	25%
	asian-lang	6%	12%	4%	10%	13%	9%
	other lang	2%	4%	3%	1%	2%	2%
Language Fluency	Speaks Eng. "Less than Very Well"	14%	10%	9%	14%	16%	13%
Education (among those age 25+)	hs_grad	60%	52%	65%	60%	63%	60%
	bachelor	16%	25%	16%	21%	19%	20%
	graduatedegree	10%	17%	9%	8%	8%	10%
Child in Household	child-under18	33%	28%	33%	26%	30%	30%
Work (percent of pop age 16+)	employed	59%	59%	61%	62%	59%	60%
	Commute on Public Transit	3%	1%	2%	4%	2%	2%
Household Income	income 0-25k	18%	7%	14%	17%	14%	14%
	income 25-50k	20%	11%	11%	21%	17%	16%
	income 50-75k	16%	16%	23%	16%	20%	18%
	income 75-200k	39%	44%	47%	40%	42%	42%
	income 200k-plus	7%	22%	5%	6%	7%	9%
Housing Stats	single family	73%	97%	76%	61%	77%	76%
	multi-family	27%	3%	24%	39%	23%	24%
	vacant	4%	7%	2%	2%	4%	4%
	occupied	96%	93%	98%	98%	96%	96%
	rented	36%	11%	34%	42%	31%	31%
	owned	64%	89%	66%	58%	69%	69%

Total and Voting Age population data from the 2010 Decennial Census.

Surname-based Voter Registration and Turnout data from the California Statewide Database.

Latino voter registration and turnout data are Spanish-surname counts adjusted using Census Population Department undercount estimates. NH White and NH Black registration and turnout counts estimated by NDC. Citizen Voting Age Pop., Age, Immigration, and other demographics from the 2011-2015 American Community Survey and Special Tabulation 5-year data.

**LOWELL JOINT SCHOOL DISTRICT**

**RESOLUTION 2017/18 NO. 714**

**A RESOLUTION OF THE BOARD OF TRUSTEES OF THE  
LOWELL JOINT SCHOOL DISTRICT OF  
LOS ANGELES AND ORANGE COUNTIES, CALIFORNIA,  
RESOLUTION AUTHORIZING REQUEST FOR WAIVER  
OF THE REQUIREMENT THAT THE ESTABLISHMENT OF TRUSTEE AREAS  
AND ADOPTION OF A “BY-TRUSTEE AREA” ELECTION PROCESS  
BE SUBMITTED TO THE ELECTORS  
AS SET FORTH IN EDUCATION CODE SECTIONS 5019, 5020, 5021 AND 5030**

WHEREAS, the Lowell Joint School District (“District”) does not have trustee areas for the members of its Board of Trustees (“Board”), and the District currently utilizes an “at-large” method of election to select Board members; and

WHEREAS, the Board is aware that under state law an at-large method of election may be subject to challenge under the California Voting Rights Act of 2001 (“CVRA”), California Elections Code §§ 14025 et seq.; and

WHEREAS, “by-trustee area” electoral systems are not vulnerable to challenge under the CVRA; and

WHEREAS, in a by-trustee area system of election, candidates for the Board must reside within a specific geographic subarea of the District called a “trustee area” and candidates are elected only by the voters of that trustee area; and

WHEREAS, one method of transitioning from an at-large electoral system to a by-trustee area electoral system is for the school district board of trustees to petition the local county committee on school district organization by resolution to initiate the transition under California Education Code section 5019(c)(1); and

WHEREAS, the District intends to petition to the Los Angeles County Committee on School District Organization (“Committee”) to initiate this process on behalf of the District; and

WHEREAS, under the provisions of Education Code section 5020 and related sections, the establishment of trustee areas and adoption of a by-trustee area election process must be put to a vote by the electors of the District; and

WHEREAS, several school districts in California have been sued or threatened with a lawsuit for alleged violations of the CVRA by a group that has filed several such lawsuits over the past few years as a result of such school districts’ at-large election systems; and

WHEREAS, to avoid the cost, expense and uncertainty inherent in such litigation, the District proceeded expeditiously to change its current at-large election system; and

WHEREAS, in order to complete the transition in a timely manner and to guarantee that the new by-trustee area process will be in place in time to elect new governing board members at the Board's next regularly-scheduled election in November 2018, the District must obtain a waiver of the election process of Education Code sections 5019, 5020, 5021 and 5030 from the State Board of Education; and

WHEREAS, Education Code section 33050 et seq. allows the governing board of a school district to request the State Board of Education to waive all or part of any section of the Education Code or any regulation adopted by the State Board of Education that implements a provision of the Education Code, subject to certain exceptions; and

WHEREAS, Education Code section 5020 and related sections are not listed as exceptions in Education Code section 33050 et seq. and can thus be waived; and

WHEREAS, to obtain a waiver, the District must comply with Education Code and California Department of Education and State Board of Education regulations; and

WHEREAS, the District must consult with all collective bargaining units; and

WHEREAS, the District must consult with any advisory and other committees or councils with an interest in the waiver; and

WHEREAS, the District must conduct a properly noticed public hearing, at which time the public may testify on the merits of obtaining a waiver from the State Board of Education; and

WHEREAS, the District must submit a complete General Waiver Request form to the California Department of Education.

NOW THEREFORE, be it resolved by the Board of Trustees of the Lowell Joint School District as follows:

1. That the above recitals are true and correct.
2. That the Board hereby declares the Board's intention to seek a waiver of Education Code section 5020 and portions of related sections pertaining to the requirement that the establishment of trustee areas and adoption of a by-trustee area election process must be put to a vote by the electors of the District.
3. That the District has consulted, and will continue to consult, with all collective bargaining units, made every effort to include them as a participant in the waiver process, and shall note the collective bargaining units' position regarding the waiver in the District's General Waiver Request.
4. That the District has consulted, and will continue to consult, with all committees and councils with an interest in the waiver, and, where required, shall note the position of such groups regarding the waiver in the District's General Waiver Request.

5. That the District distributed a notice specifically inviting public testimony regarding the waiver, and said notice was printed in a newspaper of general circulation and included the date, time, location and subject of the hearing.
6. That on January 16, 2018, the District conducted a properly noticed public hearing held during a board meeting at which time the public was able to testify on the waiver proposal.
7. That the District's Superintendent and/or his designee, is authorized and directed to submit a General Waiver Request to the California Department of Education, seeking a waiver of the requirement that the establishment of trustee areas and adoption of a by-trustee area election process must be put to a vote by the electors of the District under Education Code section 5020 and related sections in order to insure the timely adoption of the District's trustee areas and the District's transition from its current at-large electoral process to a by-trustee area electoral process.
8. That the Superintendent or his designee shall be authorized to take any additional acts needed to effectuate the purpose and intent of this resolution.

ADOPTED, SIGNED AND APPROVED this 16<sup>th</sup> day of January, 2018, by the following vote:

AYES: William Hinz, Fred Schambeck, Anastasia Shackelford, and Martin Tourville.

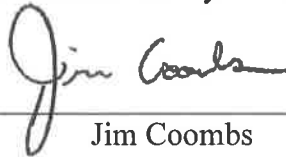
NOES: None.

ABSTAIN: None.

ABSENT: None.

I, Jim Coombs, Secretary to the Board of Trustees of the Lowell Joint School District of Los Angeles and Orange Counties, California, hereby certify that the above and foregoing resolution was duly and regularly adopted by the said Board at a regular meeting thereof held on the 16<sup>th</sup> day of January 2018, and passed by a unanimous vote of those present.

IN WITNESS WHEREOF, I have hereunto set my hand and seal this 16<sup>th</sup> day of January 2018.



---

Jim Coombs  
Secretary to the Board of Trustees

**LOWELL JOINT SCHOOL DISTRICT  
2016/17 CERTIFICATED MANAGEMENT AND SUPERVISORY SALARY SCHEDULE**

**Effective July 1, 2016**

*For the 16/17 school year, members shall receive a one-time off-schedule bonus of 3% of their 16/17 base salary earnings (excluding stipends and other remuneration).*

**MANAGEMENT POSITIONS**

	DAYS	COLUMN 1	COLUMN 2	COLUMN 3	COLUMN 4	COLUMN 5	COLUMN 6	COLUMN 7
Intermediate Principal	217	116,312	118,115	119,912	121,714	123,514	125,310	127,112
Elementary Principal	200	104,581	106,226	107,872	109,519	111,160	112,810	114,452
Assistant Principal	192	92,340	93,978	95,623	97,269	98,915	100,563	102,211
Director of Special Education	217	124,269	126,196	128,118	130,041	131,966	133,884	135,812
Director of Curriculum and Instruction	262	124,269	126,196	128,118	130,041	131,966	133,884	135,812

**SUPERVISORY POSITIONS**

Psychologist	187	88,203	89,846	91,495	93,144	94,773	96,432	99,090
--------------	-----	--------	--------	--------	--------	--------	--------	--------

**OTHER POSITIONS**

District Nurse	185	Appropriate placement on the Certificated Salary Schedule						
Counselor	184	Appropriate placement on the Certificated Salary Schedule						

Management Employees and Supervisory Employees who have served in that capacity the following number of years will receive amounts as listed, in addition to their annual salary:

Management		Supervisory	
5 years	\$4,000	5 years	\$2,000
10 years	\$5,000	10 years	\$2,500
15 years	\$6,000	15 years	\$3,000
		20 years	\$3,500

**LOWELL JOINT SCHOOL DISTRICT  
2016/17 CLASSIFIED MANAGEMENT SALARY SCHEDULE**

**Effective July 1, 2016**

*(For the 16/17 school year, management shall receive a one-time off-schedule bonus of 3% of their 16/17 base salary earnings (excluding stipends and other remuneration).)*

**MANAGEMENT POSITIONS**

	RANGE	RANGE	RANGE	RANGE	RANGE	RANGE	RANGE	RANGE	RANGE	RANGE
	1	2	3	4	5	6	7	8		
Director of Educational & Information Technology	6,190	6,504	6,832	7,174	7,537	7,922	8,317	8,743		
Director of Maintenance, Operations, and Facilities	6,190	6,504	6,832	7,174	7,537	7,922	8,317	8,743		
Director of Nutrition Services	6,190	6,504	6,832	7,174	7,537	7,922	8,317	8,743		
Director of Personnel/Student Services	6,190	6,504	6,832	7,174	7,537	7,922	8,317	8,743		
Fiscal Services Coordinator	4,063	4,261	4,481	4,714	4,951	5,204	5,463	5,740		

Twelve-month Classified Management employees receive 22 days vacation per year.

**LONGEVITY**

Length of service shall be additionally compensated at the following rate, after completion of:

10 years	\$ 1,500
15 years	\$ 2,000
20 years	\$ 2,500
25 years	\$ 3,000

Board Approved:

Prepared by Andrea Reynolds



LOWELL JOINT SCHOOL DISTRICT

2016/17 CLASSIFIED CONFIDENTIAL SALARY SCHEDULE

Effective July 1, 2016

*For the 16/17 school year, members shall receive a one-time off-schedule bonus of 3% of their 16/17 base salary earnings (excluding stipends and other remuneration).*

RANGE						PERFORMANCE RECOGNITION INCREASES		
	1	2	3	4	5	6	7	8
(A)	3,242	3,417	3,598	3,777	3,969	4,170	4,380	4,602
(B)	3,335	3,513	3,685	3,865	4,064	4,274	4,491	4,720
(C)	3,417	3,598	3,777	3,969	4,170	4,380	4,602	4,831
(D)	3,513	3,685	3,865	4,064	4,274	4,491	4,720	4,952
(E)	3,598	3,777	3,969	4,170	4,380	4,602	4,831	5,079
(F)	3,685	3,865	4,064	4,274	4,491	4,720	4,952	5,204
(G)	3,777	3,969	4,170	4,380	4,602	4,831	5,079	5,333
(H)	3,865	4,064	4,274	4,491	4,720	4,952	5,204	5,472
(I)	3,969	4,170	4,380	4,602	4,831	5,079	5,333	5,604
(J)	4,064	4,274	4,491	4,720	4,952	5,204	5,472	5,745
(K)	4,170	4,380	4,602	4,831	5,079	5,333	5,604	5,894
(L)	4,274	4,491	4,720	4,952	5,204	5,472	5,745	6,037
(M)	4,380	4,602	4,831	5,079	5,333	5,604	5,894	6,190
(N)	4,491	4,720	4,952	5,204	5,472	5,745	6,037	6,343
(O)	4,602	4,831	5,079	5,333	5,604	5,894	6,190	6,504
(P)	4,720	4,952	5,204	5,472	5,745	6,037	6,343	6,664
(Q)	4,831	5,079	5,333	5,604	5,894	6,190	6,504	6,832
(R)	4,952	5,204	5,472	5,745	6,037	6,343	6,664	7,008
(S)	5,079	5,333	5,604	5,894	6,190	6,504	6,832	7,175
(T)	5,204	5,472	5,745	6,037	6,343	6,664	7,008	7,352
(U)	5,333	5,604	5,894	6,190	6,504	6,832	7,175	7,537
(V)	5,472	5,745	6,037	6,343	6,664	7,008	7,352	7,733
(W)	5,604	5,894	6,190	6,504	6,832	7,175	7,537	7,922
(X)	5,745	6,037	6,343	6,664	7,008	7,352	7,733	8,118
(Y)	5,894	6,190	6,504	6,832	7,175	7,537	7,922	8,317
(Z)	6,037	6,343	6,664	7,008	7,352	7,733	8,118	8,529
(AA)	6,190	6,504	6,832	7,175	7,537	7,922	8,317	8,743
(BB)	6,343	6,664	7,008	7,352	7,733	8,118	8,529	8,963
(CC)	6,504	6,832	7,175	7,537	7,922	8,317	8,743	9,185
(DD)	6,664	7,008	7,352	7,733	8,118	8,529	8,963	9,418
(EE)	6,832	7,175	7,537	7,922	8,317	8,743	9,185	9,648
(FF)	7,008	7,352	7,733	8,118	8,529	8,963	9,418	9,895
(GG)	7,175	7,537	7,922	8,317	8,743	9,185	9,648	10,139
(HH)	7,352	7,733	8,118	8,529	8,963	9,418	9,895	10,390
(II)	7,537	7,922	8,317	8,743	9,185	9,648	10,139	10,653
(JJ)	7,733	8,118	8,529	8,963	9,418	9,895	10,390	10,913
(KK)	7,922	8,317	8,743	9,185	9,648	10,139	10,653	11,185

CONFIDENTIAL EMPLOYEES	RANGE
Executive Assistant and Secretary to Superintendent	N
Administrative Assistant - Business Services/Classified Personnel	I

LONGEVITY	
Length of service shall be additionally compensated at the following rate after completion of:	
10 years of service	2.5 %
15 years of service	5 %
20 years of service	7.5 %
25 years of service	10 %
30 years of service	12.5%

**PURCHASE ORDERS FOR BOARD APPROVAL**

January 16, 2018

NO#	VENDOR	DESCRIPTION	AMOUNT
83679	SCHOOL ENERGY COALITION	MAINTENANCE SEMINAR FEE	\$50.00
83680	ALL CITY TRAPPING	PEST CONTROL	\$150.00
83681	CINTAS FIRE PROTECTION	PREVENTATIVE MAINTENANCE	\$1,779.07
83682	GOODMAN TREE SERVICE	SERVICE, OLITA/ EL PORTAL/ RANCHO STARBUCK	\$4,530.00
83683	MOBIL SERVICE CENTER	MAINTENANCE SERVICE	\$326.55
83684	COUNTY OF LOS ANGELES	MAINTENANCE FEE	\$384.00
83685	CINTAS FIRE PROTECTION	SERVICE	\$5,030.48
83686	MOBIL SERVICE CENTER	VEHICLE REPAIR	\$432.96
83687	GREAT SCOTT TREE SERVICES	DISTRICT SERVICE	\$47,990.00
83688	HOUGHTON MIFFLIN	FORMS	\$528.96
83689	WPS	FORMS	\$77.35
83690	PRENTICE SCHOOL	SPEECH SERVICE, OCT	\$344.00
83691	GRANADA JR HIGH VOLLEYBALL	RS-TOURNAMENT ENTRY FEE	\$125.00
83692	EDUCATIONAL DATA SYSTEMS	CELDT 16/17 EXCESSIVE MATERIALS	\$112.56
83693	JW PEPPER	BAND SUPPLIES	\$87.74
83694	LA HABRA MUSIC CENTER	BAND SUPPLIES	\$108.24
83695	BARNES AND NOBLE	BOOKS	\$1,300.00
83696	TEACHER LEARNING CENTER	MENTAL HEALTH TEACHER CONFERENCE	\$705.00
83697	VOID	VOID	VOID
83698	OCDE	ELPAC TRAINING	\$375.00
83699	HANGSAFE HOOKS	SUPPLIES	\$144.75
83700	DOORBLOCK	EP, SUPPLIES	\$200.00
83701	ELB U.S.	MACY, PRO- WISE BOARD	\$6,240.40
83702	WONDER WORKSHOP	DASH/DOT PACK	\$1,822.09
83703	CHEF'S TOYS	CAN STORAGE RACKS,SELF FEEDING GRAVITY	\$472.27
83704	COMPLETE OFFICE	OFFICE FURNITURE-NUTRITION SVCS OFFICE	\$4,861.59
83705	ACTION SALES	MACY-CONVECTION OVEN	\$8,426.03
83706	BRAIN POP	UPPER GRADE SCIENCE VIDEOS	\$230.00
83707	APPLE, INC	IPADS, MACY	\$6,086.03
83708	CDW-GOVERNMENT	MONITOR ARM	\$295.31
83709	WORLD POINT	CPR WORKBOOK	\$53.55
83710	SOCIAL THINKING	CONFERENCE-D.HULTBERG	\$196.00
83711	OCDE	SPECIAL ED EXCESS COST - JUL, AUG, SEP	\$47,175.37
83712	AMERICAN EXPRESS	PURCHASES FOR NOVEMBER	\$11,449.72
83713	CDW-GOVERNMENT	TECHNOLOGY SUPPLIES	\$489.00
83714	JTS TECHNOLOGY	AERIES TRAINING/ SUPPORT, JUL-NOV	\$675.00
83715	VICTORIA ALVAREZ	GRAPHICS/PHOTOS FOR SCH SITES	\$400.00
83716	SOUTHWEST SCHOOL SUPPLY	MEADOW GREEN-SUPPLIES	\$1,153.18
83717	PAR	FORMS	\$818.72
83718	ASSOCIATION OF CA SCHOOL ADMIN	WORKSHOP-K. IGARTA	\$800.00
83719	ACSA	SUPERINTENDENT SYMPOSIUM	\$698.00
83720	CSNO	CONFERENCE-NANCY WHITE	\$445.00
83721	SCHOLASTIC	ARROW OCT Y2	\$84.00
83722	ACSA	MEMBERSHIP FOR MR. COOMBS	\$1,525.00
83723	ULTIMATE OFFICE	SUPPLIES	\$102.63
83724	SCHOOL SPECIALTY	OLITA/ SPECIAL ED MATERIALS	\$86.64
83725	CENTER CITIES AUTOMOTIVE	TECHNOLOGY/ SERVICE	\$709.35
83726	MOBIL SERVICE CENTER	MAINTENANCE SERVICE	\$49.75
83727	BRUCE CAMPBELL SAND & GRAVEL	MAINTENANCE MATERIALS	\$595.38
83728	EXECUTIVE AUTO GLASS	MAINTENANCE SERVICE	\$250.00
			<b>\$160,971.67</b>

Respectfully Submitted,



Jim Coombs  
Superintendent of Schools

"B" WARRANTS FOR BOARD APPROVAL ON:  
January 16, 2018

"B" WARRANT DOCUMENTS : 681 - 999, 3041 - 3050

**1,041,805.16**

THE FOLLOWING "B" WARRANT VOUCHERS ARE INCLUDED IN THE ABOVE SEQUENCE OF NUMBERS SUBMITTED FOR APPROVAL. ANY INTERRUPTIONS IN THE SEQUENCE ARE DUE TO THE VOUCHER BEING HELD FOR AUDIT BY LACOE AND RELEASED AT A LATER DATE. THE 3000s INDICATE A NUTRITION SERVICES PAYABLE.

NO#		AMOUNT
681	JANICE JACOBSEN - CONSULTANT/ ART, DEC	672.00
761	JENNIFER CHURCH-RS, CONSULTANT	700.00
789	JIVE COMMUNICATIONS - VOICE/ VOIP, NOVEMBER	3,096.16
790	IMPERIAL BAND INSTRUMENTS - RS, BAND SUPPLIES	57.03
791	JW PEPPER & SON, INC. - RS, JOURNEY OF THE MAGI	87.74
792	LA HABRA MUSIC CENTER - RS, DOUBLE BASS	108.24
793	ORANGE COUNTY SANITATION DISTRICT - SEWER FEES	2,446.47
794	LEADER SERVICES - MEDICAID REIMB. OCTOBER	256.26
795	MOBIL SERVICE CENTER - VEHICLE MAINTENANCE	224.12
796	MOBIL SERVICE CENTER - VEHICLE MAINTENANCE	1,001.39
797	AAA ELECTRIC MOTOR - MAINTENANCE MATERIALS	548.68
798	BEST LAWNMOWER - GROUNDS, MATERIALS/ TOOLS	418.68
799	BUG FLIP - BUG SERVICES, OCTOBER	9,430.00
800	CANNINGS - MAINTENANCE, MATERIALS/ TOOLS	103.71
801	CINTAS CORPORATION - UNIFORM RENTAL, OCT.	778.93
802	GLASBY MAINTENANCE SUPPLIES - OPERATIONS, OCT.	6,137.87
803	IMPERIAL SPRINKLER - MATERIALS/ GROUNDS, OCT.	107.28
804	PLUMBING WHOLESALE OUTLET - MAINTENANCE TOOLS	121.05
805	SOUTHEAST CONTRUCTION - MAINTENANCE MATERIAL	43.09
806	THE SHERWIN-WILLIAMS CO. - GROUNDS SUPPLIES	248.20
807	SUPPLYWORKS - MAINTENANCE MATERIALS	3,142.16
808	UNITED REFRIGERATION - MAINTENANCE MATERIALS	60.34
809	WALTERS - OLITA, MAINTENANCE MATERIALS	149.62
810	A&D TRANSPORTATION - RS/ TRANSPORTATION, OCT.	362.25
811	ACTION TROPHY - JORDAN, TROPHIES	67.66
812	AERIES SOFTWARE - D.O., SUBSCRIPTION RENEWAL	11,913.86
813	ALL CITY ANIMAL TRAPPING - EP, ANIMAL REMOVAL	450.00
814	AMERICAN TIME - MAINTENANCE, CLOCK	252.05
815	AUTOZONE - MAINTENANCE/ VEHICLE SERVICE	52.91
816	BAUDVILLE - RANCHO STARBUCK, CERTIFICATE PAPER	42.45
817	BEARCOM - JORDAN, SURVIVAL KIT	49.10
818	BLUE HILLS NURSERY - JORDAN, GARDEN DEMO	881.39
819	CAL SCHOOL & SPORT - OLITA, SWING HANGER	220.00
820	CINTAS FIRE PROTECTION - OLITA, 3RD/ 4TH QTR	270.00
821	CITY OF LA HABRA - FUEL, OCTOBER	1,419.02
822	CURRICULUM ASSOCIATES - MG, INSTRUCTION	159.45
823	EDUCATIONAL DATA SYSTEMS - MATERIALS/ TESTING	112.56
824	GRANADA ASB - RS, VOLLEYBALL TOURNAMENT	125.00
825	GREENFIELD LEARNING INC.-SUPPLIES	2,400.00

826	GREEN'S SECURITY CENTERS - KEYS/ MATERIALS	284.64
827	KARI DELANEY - HEIGHTS CHRISTIAN, REIMBURSEMENT	28.35
828	STACEY STEWART - SUPPLIES/ DELAC MEETING	45.75
829	ELAINE OLMSTED - RS, SUPPLIES REIMBURSEMENT	42.39
830	LINDA TAKACS - RANCHO STARBUCK, MATERIALS	184.96
831	JIM COOMBS - D.O., REFRESHMENTS	35.56
832	RYAN GAVIOLA - TECHNOLOGY SUPPLIES	331.00
833	CDW GOVERNMENT - TECHNOLOGY SUPPLIES	4,623.38
834	CITY OF LA HABRA WATER DEPT. - EP/OL, OCT. - NOV.	2,602.12
835	SOUTHERN CALIFORNIA GAS - OCT. - NOV.	181.86
836	SOUTHERN CALIFORNIA EDISON - OCT.- NOV.	21,624.87
837	YUMI YAMAMOTO - JORDAN, PURCHASE REIMB.	44.87
838	CHRISTINE MAJORS - IEP SERVICES, NOVEMBER	125.00
839	SCHOOL SERVICES OF CA. - FISCAL BUDGET, OCT.	260.00
840	CORINNE LOSKOT CONSULTING - FACILITIES, OCT.	8,950.00
841	SCHOLASTIC INC. - OLITA, SCHOLASTIC NEWS	173.25
842	SCHOOL ENERGY COALITION - SEC WEBINAR, DEC.	50.00
843	SPARKLETTS - RANCHO STARBUCK, WATER	269.18
848	DANIELS TIRE SERVICE-M&O , REPAIRS	17.00
849	CA PERS-NOV 2017	262,914.79
850	SO CAL EDISON, M&O, NOVEMBER 2017	299.88
851	FRONTIER- TECH, OCT-NOV 2017	2,036.71
853	NCS PEARSON-SPEC ED, SUPPLIES	426.21
854	BEHAVIOR AND EDUCATION INC.-SP ED, TUITION	7,587.24
855	LA COUNTY SHERIFF'S DEPT.-OLITA, SVCS	1,000.49
856	ASSOC OF CA SCHL-NOVEMBER 2017	288.00
857	AMERICAN FIDELITY ASSURANCE-NOVEMBER 2017	6,595.99
858	CASP-NOVEMBER 2017	15.50
859	CA SCHOOL EMPLOYEES ASSOC. -NOV 2017	3,704.43
860	CTA- NOVEMBER 2017	13,890.53
861	PACIFIC EDUCATORS-NOVEMBER 2017	77.00
862	THE STANDARD INSURANCE CO	5,281.90
863	UNITED WAY OF GREATER LOS ANGELES	10.00
864	DELTA DENTAL-NOVEMBER 2017	1,983.94
865	AMERICAN EXPRESS - PURCHASES, NOVEMBER	11,449.72
866	IMPERIAL BAND INSTRUMENTS - RS, BAND SUPPLIES	86.29
867	MAILFINANCE - DISTRICT OFFICE/ NEOPOST, DEC. - MAR.	481.72
868	THE PRENTICE SCHOOL - SPEECH SERVICES, OCT.	344.00
869	LACOE - R.S./ MATH FIELD DAY RESOURCES	25.00
870	JONATHAN FULLER - CPI TRAINING MILEAGE, NOV.	13.05
871	SOUTHERN CALIFORNIA EDISON - MACY, NOV. - DEC.	48.20
872	SOUTHERN CALIFORNIA GAS - MACY, OCT. - NOV.	75.67
873	SUBURBAN WATER SYSTEMS - MG/RS, OCT. - NOV.	6,652.38
874	WARE DISPOSAL - DO/M&O, OCTOBER - DECEMBER	4,707.97
875	FRONTIER COMMUNICATIONS - NOVEMBER - DECEMBER	52.95
876	VERIZON WIRELESS - OCTOBER - NOVEMBER	2,121.62
877	KATRINA OCAMPO - CPI TRAINING MILEAGE, NOV.	11.13
878	MIKE ORTIZ - LUIS - CONSULTANT/ DRUMLINE, NOV.	285.71

879	JANICE JACOBSEN - CONSULTANT/ ART, NOV.	336.00
880	EDWARD MIJARES - CONSULTANT/ DRUMLINE, NOV.	500.00
881	MATTHEW GALLEGOS - CONSULTANT/ DRUMLINE, NOV.	100.00
882	ACCO BRANDS USA - RS, MAINTENANCE AGREEMENT	523.06
883	ALL CITY ANIMAL TRAPPING - M&O, ANIMAL TRAPPING	150.00
884	CDW GOVERNMENT - TECHNOLOGY SUPPLIES	709.65
885	CINTAS FIRE PROTECTION - EP, FIRE EXTINGUISHER	1,779.07
886	DAMIEN DEOCALES - DO, MILEAGE REIMBURSEMENT	105.34
887	ENABLING DEVICES - SPECIAL ED., MATERIALS	606.74
888	PDQ RENTAL CENTER - GROUNDS, RENTAL EQUIPMENT	3,110.00
889	KENNY HUFF - RS, SUPPLIES REIMBURSEMENT	312.09
890	SHERI MCDONALD - RS, BOOKS FOR LIBRARY	113.42
891	ELAINE OLMSTED - RS, SUPPLIES REIMBURSEMENT	19.64
892	JUST FOR ME CANDLES - RS, BAND FUNDRAISER	3,226.00
893	EMI FUKUOKA - STAFF TRAINING ABA, NOVEMBER	960.00
894	NCS PEARSON - SPECIAL ED., SPEECH SUPPLIES	233.31
895	APPLE, INC. - SPECIAL ED./ TECHNOLOGY SUPPLIES	3,359.48
896	IMPERIAL BAND INSTRUMENTS - RS, BAND SUPPLIES	482.96
897	MIRACLE RECREATION - OLITA, PLAYGROUND EQUIPMENT	5,930.04
898	SUBURBAN WATER SYSTEMS - MG/RS, OCT. - NOV.	1,369.59
899	CDW GOVERNMENT - TECHNOLOGY SUPPLIES	35,537.78
900	COMPLETE BUSINESS SYSTEMS - EP, INK PACKAGE	1,779.00
901	COUNTY OF LOS ANGELES - BACKFLOW DEVICE FEE	384.00
902	DIVISION OF THE STATE ARCHITECT - FILING FEE	300.00
903	JAMES HARDWARE CO. - MAINTENANCE MATERIALS	345.80
904	LOWE'S - MAINTENANCE MATERIALS, NOVEMBER	98.71
905	WALTERS - JO/ OL, MAINTENANCE MATERIALS	143.59
906	BEST LAWNMOWER - MATERIALS/ TOOL REPAIR, NOV.	484.62
907	BUG FLIP - GROUNDS/ BUG SERVICE, NOVEMBER	1,805.00
908	CALIFORNIA RETROFIT - MAINTENANCE, MACY	411.35
909	CINTAS CORPORATION - UNIFORM RENTAL, NOV.	844.82
910	GLASBY MAINTENANCE SUPPLY - MATERIALS, NOV.	6,017.25
911	PLUMBING WHOLESALE OUTLET - MAINTENANCE MATERIALS	192.09
912	SUPPLYWORKS - MAINTENANCE MATERIALS	2,380.81
913	SOUTHERN CALIFORNIA EDISON - OL, NOV. - DEC.	2,945.47
914	SUBURBAN WATER SYSTEMS - JO/ D.O., NOV. - DEC.	2,561.65
915	TIME WARNER CABLE/ SPECTRUM - DEC. - JAN.	5,352.42
916	FRONTIER COMMUNICATIONS - DECEMBER - JANUARY	61.98
917	SOUTHWEST SCHOOL SUPPLY - RS, SUPPLIES	2,929.42
918	CA. SCHOOL NURSES ORGANIZATION - CONF./ N.WHITE	445.00
919	SOUTHWEST SCHOOL SUPPLY - MACY, SUPPLIES	2,183.06
920	SOUTHERN CALIFORNIA GAS - EP/OL, NOV. - DEC.	222.02
921	SOUTHERN CALIFORNIA EDISON - MACY, NOV. - DEC.	3,368.08
922	TIME WARNER CABLE/ SPECTRUM - DEC. - JAN.	398.65
923	TARA RYAN-MG, PURCHASE REIMBURSEMENT	108.73
924	DENISE SOTO - SUPPLIES REIMBURSEMENT, DEC.	60.08
925	NCS PEARSON, INC. - SPEICAL ED., RECORD FORMS	398.48
927	MOBIL SERVICE CENTER - VEHICLE MAINTENANCE	326.55

928	JTS TECHNOLOGY-CONTRACT SERVICES	675.00
929	IPEARL INC. - TECHNOLOGY/ CHROMBOOK COVERS	1,655.79
930	ADMINISTRATIVE SERVICES CO-OP - T.MARKEL, OCT.	715.68
931	SOUTHWEST SCHOOL SUPPLY - EL PORTAL, SUPPLIES	2,084.47
933	SCHOLASTIC READING CLUB - MG, MAGAZINE	84.00
934	SCHOOL SPECIALTY - RANCHO STARBUCK, FURNITURE	2,250.50
935	SOCIAL THINKING - CONFERENCE/ S. MARKER, FEB.	196.00
936	WHITTIER CHRISTIAN HIGH SCHOOL-TRANSPORTION	38,210.13
937	WHITTIER CHRISTIAN HIGH SCHOOL-FIELD TRIP BUSES	400.00
939	KYA SERVICES, LLC - LUNCH SHELTER/ PARKING LOTS	39,367.14
941	SCHOLASTIC BOOK CLUBS - JORDAN, BOOKS	168.00
943	SOUTHWEST SCHOOL SUPPLY - MG, SUPPLIES	1,153.18
944	SOUTHWEST SCHOOL SUPPLY - BUS./SP.ED., SUPPLIES	1,142.91
945	KRISTA VAN HOOGMOED - OLITA, SUPPLIES REIMB.	140.73
946	DEBORAH FORD - OL, SUPPLIES REIMBURSEMENT	57.99
947	INTERQUEST DETECTION CANINES - SERVICE, NOV.	215.00
948	DENISE SOTO - SUPPLIES REIMBURSEMENT	56.96
949	LA HABRA ROTARY CLUB - MEMBER DUES, OCT. -DEC.	270.00
950	CITY OF LA HABRA WATER DEPT. - EP, NOV. - DEC.	494.45
951	SOUTHERN CALIFORNIA GAS - NOV. - DEC.	309.89
952	SOUTHERN CALIFORNIA EDISON - NOV. - DEC.	8,746.86
953	FRONTIER COMMUNICATIONS - DEC. - JAN.	2,299.05
954	SOUTHWEST SCHOOL SUPPLY - CURR., SUPPLIES	988.22
955	SOUTHWEST SCHOOL SUPPLY - JO, SUPPLIES	819.20
956	SOUTHWEST SCHOOL SUPPLY - OL, SUPPLIES	577.41
957	ICS SERVICE CO-EP, JO, MA, MG, OL-SERVICE	27,208.20
958	AMERICAN FIDELITY ASSURANCE-DEC 2017	5,333.50
959	CREDIT UNION OF SO CAL- DEC 2017	3,573.80
960	SCHOOLS FIRST CREDIT UNION- DEC 2017	20,485.00
961	ASSOC OF CA SCHL-DEC 2017	288.00
962	CA ASSOC OF SCHOOL PSYCHOLOGISTS-DEC 2017	15.50
963	CTA- DECEMBER 2017	13,993.63
964	PACIFIC EDUCATORS-DECEMBER 2017	77.00
965	UNITED WAY OF GREATER LOS ANGELES	10.00
	EARLY RETIREE REIMBURSEMENTS - JANUARY 2018	
966	DAWN AANDAHL	509.70
967	DEBORAH ANDERSEN	923.03
968	MARIANNE DOYLE MEDINA	509.70
969	DONALD EVANS	1,107.78
970	ANITA HAAG	509.70
971	ROSEMARY HART	1,107.78
972	CLAUDIA HYATT	509.70
973	JEANNE ANN JOHNSON	826.04
974	ELIZABETH KANESHIRO	911.93
975	KIM LIKERT	1,152.40
976	BRAD MILLER	1,152.40
977	CAROLINE PETERSON	1,152.40
978	RONALD RANDOLPH	631.60

979	GAYLE ROGERS	249.30
980	NANCY ROGERS	1,152.40
981	CARL ROMANO	1,152.40
982	EILEEN RUSSELL	509.70
983	HOLLY WOLFE	480.29
984	EVA YESSIAN	509.70
985	CALIF. PUBLIC EMPLOYEES RET. SYSTEM/ MED. INS., NOV.	276,540.65
986	ABC SCHOOL EQUIPMENT - JO, DISPLAY BOARDS	3,116.52
987	ACTION TROPHY - RS, DESK NAMEPLATE	27.06
989	CANNINGS HARDWARE - MAINTENANCE SUPPLIES	54.07
990	CDW GOVERNMENT - TECHNOLOGY SUPPLIES	1,185.67
991	CENTER CITIES AUTOMOTIVE - VEHICLE REPAIR	709.35
992	CINTAS FIRE PROTECTION - FIRE PROTECTION	5,030.48
993	CSM CONSULTING, INC. - E-RATE SERVICES, JUL. - SEP.	2,125.00
994	GOODMAN TREE SERVICE - TREE SERVICES, NOV.	4,530.00
995	HANGSAFE HOOKS - EL PORTAL, HANGSAFE HOOKS	132.50
996	HOUGHTON MIFFLIN - SPECIAL ED., RECORD FORMS	535.40
998	ELAINE OLMSTED - RS, SUPPLIES REIMBURSEMENT	19.64
999	THE SHERWIN-WILLIAMS CO. - MAINTENANCE SUPPLIES	50.60
3041	BUG FLIP - BUG SERVICES, NOVEMBER	305.00
3042	GLASBY MAINTENANCE SUPPLIES - NUTRITION, NOV.	224.36
3043	P&R PAPER SUPPLY CO. - NUTRITION, NOVEMBER	3,406.98
3044	BERKELEYST BEVERAGE CO.-NUTRITION, SUPPLIES	401.00
3045	SO CAL PIZZA CO.-NUTRITION SVCS, NOV 2017	6,426.00
3046	GOLD STAR FOODS - NUTRITION, NOVEMBER	19,185.72
3047	SUNRISE PRODUCE-NUTRITION SVCS, SUPPLIES	5,850.64
3048	DRIFTWOOD DAIRY - NUTRITION, NOVEMBER	5,160.38
3049	SOUTHWEST SCHOOL - NUTRITION, NOVEMBER	529.55
3050	VANESSA WILLIAMS-PURCHASE REIMBURSEMENT	65.73

LOWELL JOINT SCHOOL DISTRICT  
EMPLOYER-EMPLOYEE RELATIONS/PERSONNEL REPORT 2017/18 #6

January 16, 2018

I. CERTIFICATED EMPLOYEES

A. STIPENDS/EXTRA DUTY PAY

	<u>NAME</u>	<u>EFFECTIVE DATE</u>	<u>END DATE</u>	<u>SITE</u>	<u>COMMENTS</u>
1.	Ghabour, Kylee	12/01/17	05/31/18	MG	To be paid \$35.00 per hour, not to exceed 4 hours per Saturday, to serve as a Supervisor for Saturday Enrichment, Enhancement, Encouragement School. To be paid from the Saturday School Account.

B. SUBSTITUTE CHANGE OF PAY

	<u>NAME</u>	<u>EFFECTIVE DATE</u>	<u>END DATE</u>	<u>SITE</u>	<u>COMMENTS</u>
1.	Mustain, Stefania	12/20/17	06/01/18	DO	To be paid at the special long term rate of \$150.00 for Olita Elementary School 5 <sup>th</sup> Grade Classroom.

C. EMPLOYMENT OF SUBSTITUTES FOR THE 2017/18 SCHOOL YEAR @ \$110/\$112/\$125 PER DAY RATE AND \$62.50 PER HALF DAY RATE AND \$35.00 PER HOUR\*

<u>NAME</u>	<u>EFFECTIVE DATE</u>
Maruyama, Ryan	01/05/18

\*It is further recommended that the individuals listed above be approved to instruct in the Intervention Programs. The rate of pay is \$35.00/hour and will be paid from Title I, or LCFF Supplemental Grant Funds.

\*It is further recommended that the individuals listed above be approved as home school teachers, if needed, for the 2017/18 school year at a rate of \$35.00/hour, not to exceed five hours per week, per student. Mileage will be paid at the IRS Standard Mileage Rate for the 2017/18 school year.



II. CLASSIFIED EMPLOYEES

A. MONTHLY – GENERAL FUND

	<u>NAME/ EMPLOYEE ID#</u>	<u>EFFECTIVE DATE</u>	<u>END DATE</u>	<u>RANGE/ STEP</u>	<u>SITE</u>	<u>COMMENTS</u>
1.	Deocales, Damien	12/01/17	01/11/18	MGT S1	DO	Systems Analyst/Out of Class Pay to Director of Educational and Information Technology
2.	Deocales, Damien	01/11/18			DO	Systems Analyst/Resignation
3.	Field, Kimberly	01/08/18		R18/S1	JO	Night Custodian/Replacement for Vacancy
4.	Mao, Alan	01/22/18		MGT S5	DO	Director of Educational and Information Technology/Replacement for Vacancy
5.	Marin, Luis	02/01/18		R20/S3	MNT	Groundskeeper/Step Increase

B. HOURLY – GENERAL FUND

	<u>NAME/ EMPLOYEE ID#</u>	<u>EFFECTIVE DATE</u>	<u>END DATE</u>	<u>RANGE/ STEP</u>	<u>SITE</u>	<u>COMMENTS</u>
1.	Fuller, Jonathan	01/09/18	06/01/18	R16/S1	OL	Instructional Assistant-ABA/Temporary Increase of 30 minutes per day
2.	Vargas, Sara	01/08/18		R16/S2	DO	Instructional Assistant-ABA/Temporary Assignment

C. HOURLY – GENERAL FUND SUBSTITUTES

	<u>NAME/ EMPLOYEE ID#</u>	<u>EFFECTIVE DATE</u>	<u>END DATE</u>	<u>RANGE/ STEP</u>	<u>SITE</u>	<u>COMMENTS</u>
1.	Alarid, Emily	11/27/17		\$10.50/hr	DO	Noon Duty Assistant/Substitute
2.	Alarid, Emily	01/01/18		\$11.00/hr	DO	Noon Duty Assistant/Substitute/Minimum Wage Increase
3.	Aragon, Yvonne	01/09/18	02/28/18	R14/S1	DO	Instructional Assistant/Substitute/Temporary Assignment
4.	Cortez, Ernest	12/14/17		R18/S1	DO	Night Custodian/Substitute
5.	Cortez, Ernest	12/14/17		R21/S1	DO	Day Custodian/Substitute
6.	Guerrero, Denise	12/13/17		\$10.50/hr	DO	Noon Duty Assistant/Substitute
















7.	Guerrero, Denise	01/01/18		\$11.00/hr	DO	Noon Duty Assistant/ Substitute/ Minimum Wage Increase
8.	Marquez, Claudia	01/08/18	01/31/18	R14/S1	DO	Instructional Assistant/ Substitute/ Temporary Assignment
9.	Marquez, Nicole	01/08/18	06/01/18	R16/S1	DO	Instructional Assistant-ABA/ Substitute/ Temporary Assignment
10.	Robles, Mary Lou	01/08/18	06/01/18	R14/S1	DO	Instructional Assistant/ Substitute/ Temporary Assignment
11.	Straffon, Santy	01/08/18	06/01/18	R15/S1	DO	Instructional Assistant/ Substitute/ Temporary Assignment
12.	Verbeck, Colleen	01/08/18	06/01/18	R14/S1	DO	Instructional Assistant/ Substitute/ Temporary Assignment

D. HOURLY – CAFETERIA FUND SUBSTITUTES

	<u>NAME/ EMPLOYEE ID#</u>	<u>EFFECTIVE DATE</u>	<u>END DATE</u>	<u>RANGE/ STEP</u>	<u>SITE</u>	<u>COMMENTS</u>
1.	Alarid, Emily	11/29/17		R7/S1	DO	Cafeteria Worker/Substitute
2.	Guerrero, Denise	12/14/17		R7/S1	DO	Cafeteria Worker/Substitute

LOWELL JOINT SCHOOL DISTRICT  
SIGN-IN SHEET FOR BOARD MEETING

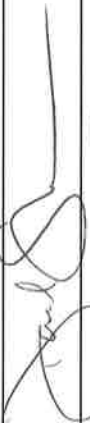
DATE: February 5, 2018

PRINTED NAME	EMAIL ADDRESS	SIGNATURE
1. Samantha Packer	spacker@ljsd.org	
2. Kelly Higgins	khiggins@ljsd.org	
3. Amy McEggart		
4. Gayle Brennan		
5. Susan Jacobson	sjacobson@ljsd.org	
6. Julie Roth	yroth@ljsd.org	
7. Carolyn Kane	ckane@ljsd.org	
8. Becky Smith		
9. Debbie Needham		
10. Darleene Pullen		
11. Esther Evangelista		
12. Andrea Ruyes		
13. Eric Ruyes		
14. Aron Kagan		
15. Eric Ruyes		

Signatures:  
 Allison Forti  
 Teddy Sachs  
 Jordan / WEA  
 Rancho

LOWELL JOINT SCHOOL DISTRICT  
SIGN-IN SHEET FOR BOARD MEETING

DATE: February 5, 2018

	PRINTED NAME	EMAIL ADDRESS	SIGNATURE
1.	David Shun	dshun@ljsd.org	
2.	Margaret Palmer	mpalmer@ljsd.org	Margaret Palmer
3.			
4.			
5.			
6.			
7.			
8.			
9.			
10.			
11.			
12.			
13.			
14.			
15.			