

A Quick Guide to RISE Benchmarks

Kim Rathke

Kim.Rathke@schools.Utah.gov



**READINESS
IMPROVEMENT
SUCCESS
EMPOWERMENT**



READINESS
IMPROVEMENT
SUCCESS
EMPOWERMENT

User Guide

For complete instructions for Utah RISE Assessments, please read and review the User Guide posted on the RISE Portal at utportalquestarai.com

Utah RISE Portal

Welcome to the Utah State Board of Education RISE Portal. Whether you are an administrator, teacher, parent, or student, this is your resource related to Utah's RISE educational assessment program. We hope you will bookmark this site and become a frequent visitor.

For additional information and resources, please visit the [Utah State Board of Education website](#).

Teachers & Administrators

Be prepared for testing year-round with important dates, helpful resources and links, and access to the Nextera® online testing system.

[Learn More](#)

your students count on you to help them navigate through their assessment experience. Their parents may depend on you to explain how to use those results to help maximize their child's potential.

The RISE portal is designed specifically to help you understand the entire test experience and help you understand your role within the entire test experience so you can approach RISE testing calmly, confidently, and with a sense of mastery.

Online Question Sampler

This Question Sampler provides a glimpse into the types of questions students will be asked. Students will be able to practice using the online tools and accommodations provided in RISE.

[Go to sampler](#)

Nextera® Administration Site

- Tap into the power of the Nextera online testing system
- Learn how to use the administrative functions to best meet your needs

[Go to admin](#)

Secure Browsers Have Been Posted
September 6, 2018 06:22pm CDT

Welcome Teachers and Administrators
September 4, 2018 02:00pm CDT

[View all announcements](#)

Resources and Tutorials

[All](#) [Before testing \(7\)](#) [PDF \(5\)](#) [Videos \(1\)](#)

Resources and Tutorials: utportal.questarai.com

Resources and Tutorials

All Before testing (7) During testing (1) PDF (6) Videos (1)

Nextera User Guide
Utah RISE Assessments 2018-19
Nextera User Guide

Nextera Admin: Quick Tips for Schools and LEAs

**Utah RISE Assessments
LEA Assessment Director Training**
September 12 & 13, 2018
LEA Assessment Director Training (PDF)

**Utah RISE Assessments
LEA Assessment Director Training**
September 12 & 13, 2018
LEA Assessment Director Training (Video)

Online Resources & Accommodations Guide
Online Resources and Accommodations Guide

Nextera Admin: Quick Tips for Test Administrators

Frequently Asked Questions
Frequently Asked Questions

RISE Benchmark Testlets
Utah RISE Assessments 2018-19
Benchmark Testlets Summary

RISE Question Sampler

- The Question Sampler is available on the Utah RISE Portal located at utportal.questarai.com
- To familiarize students and teachers with RISE, use the Question Samplers prior to the administration of the benchmark testlets.
- Organized by grade bands to allow students to practice with item types and test tools



Student & Family Resources

This RISE portal is designed specifically to help you assist your child's teacher as they prepare your child for a positive test experience. It will help users learn their way around the online testing system and prepare them for the types of questions they'll be asked. The portal will also help to answer questions you or your child may have about RISE.

Online Question Sampler

This Question Sampler provides a glimpse into the types of questions students will be asked. Students will be able to practice using the online tools and accommodations provided in RISE.

[Go to sampler](#)

Students access the Question Sampler here

Teacher & Administrator Resources

During any test — and especially during the testing season — your students count on you to help them navigate through their assessment experience. Their parents may depend on you to explain how to use those results to help maximize their child's potential.

The RISE portal is designed specifically to help you understand the entire test experience and help you understand your role within the entire test experience so you can approach RISE testing calmly, confidently, and with a sense of mastery.

Nextera® Administration Site

- Tap into the power of the Nextera online testing system
- Learn how to use the administrative functions to best meet your needs

Online Question Sampler

This Question Sampler provides a glimpse into the types of questions students will be asked. Students will be able to practice using the online tools and accommodations provided in RISE.

[Go to admin](#)

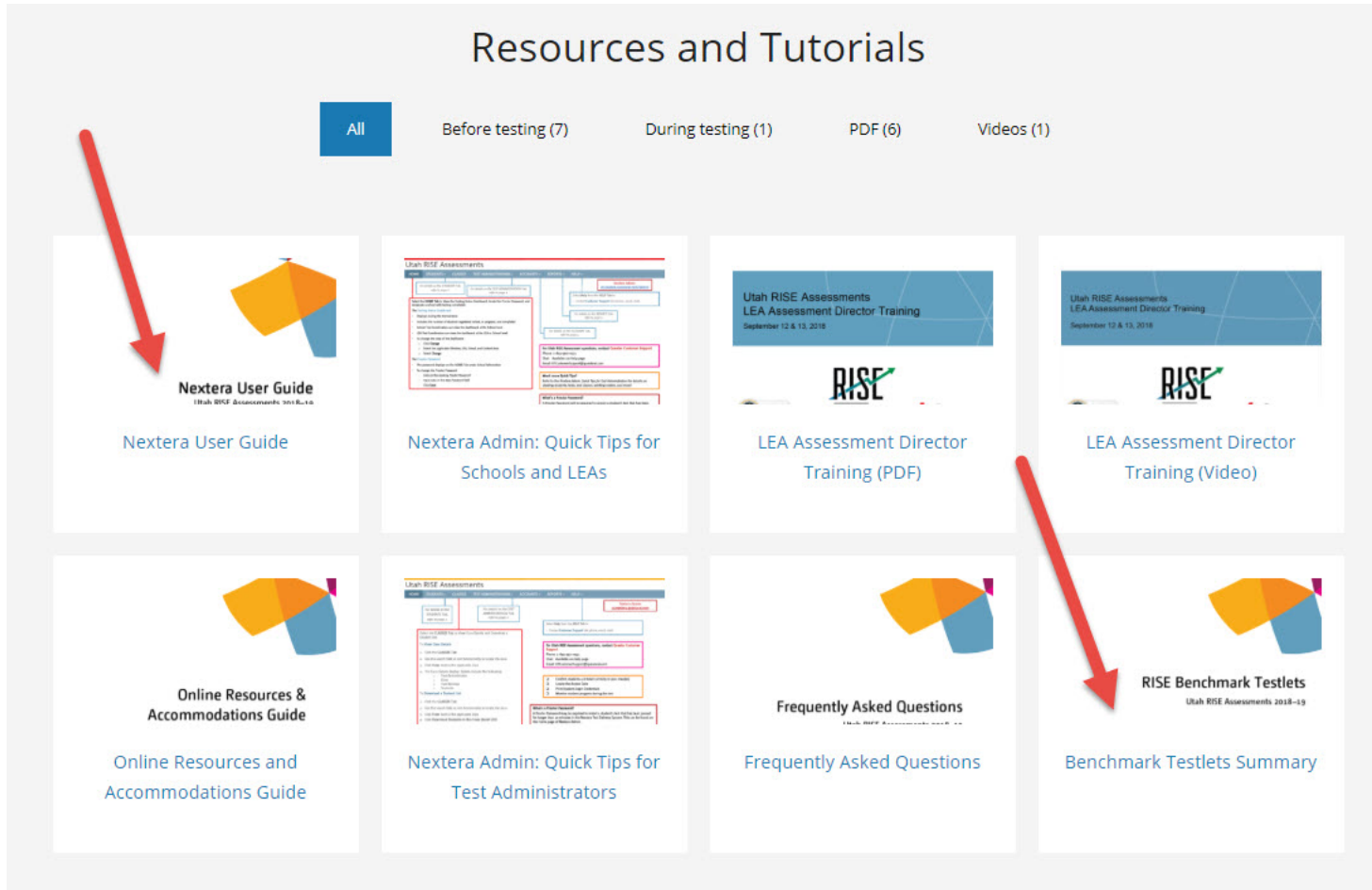
[Go to sampler](#)

Teachers and Admins access Question Sampler here

Benchmark Testlet List Available

Resources and Tutorials

All Before testing (7) During testing (1) PDF (6) Videos (1)



Nextera User Guide

Nextera Admin: Quick Tips for Schools and LEAs

Utah RISE Assessments
LEA Assessment Director Training
September 12 & 13, 2018

RISE

LEA Assessment Director Training (PDF)

Utah RISE Assessments
LEA Assessment Director Training
September 12 & 13, 2018

RISE

LEA Assessment Director Training (Video)

Online Resources & Accommodations Guide

Online Resources and Accommodations Guide

Utah RISE Assessments

Nextera Admin: Quick Tips for Test Administrators

Frequently Asked Questions

Frequently Asked Questions

RISE Benchmark Testlets
Utah RISE Assessments 2018-19

Benchmark Testlets Summary

- A comprehensive list of available benchmark testlets is located on the RISE Portal
- All benchmarks can be previewed teachers prior to assigning and/or administering a testlet

Accessing Nextera Admin

- Access Nextera Admin at the following website:
<https://ut.nextera.questarai.com/Admin/Accounts/Login>
- The *Nextera Admin Sign In Page* displays
- Forgot your password? Click on the “Forgot your password” link


Utah RISE Assessments
Powered by Nextera™

User ID

Password

[Sign In](#)

[Forgot your password?](#)


Questar.

© 2018 Questar Assessment.
Nextera is a registered trademark of Questar Assessment, Inc.
[Privacy and Terms](#)

Selecting an Assessment


1. From the Home screen, click on the “Change” button located at the top of the screen.
2. Select “Benchmarks” from dropdown menu
3. Complete additional required information in dropdown menu.
4. Don’t forget to select a content area.

Full Interim Assessments | QAI Nextera Product QA Team (QN01) | NEXTERA (QA... [Change](#)  [Sign Out](#)

Utah RISE Assessments



HOME STUDENTS ▾ CLASSES TEST ADMINISTRATION ▾ ACCOUNTS ▾ REPORTS HELP ▾

What would you like to work on next? 

Window	<input type="text" value="Demonstration Test Window"/>
LEA	<input type="text" value="--make a selection--"/>
School	<input type="text" value="--make a selection--"/>
Content Area	<input type="text" value="--make a selection--"/>

Managing Students

- The Students tab allows users to view student records, online resources, and accommodation details in Nextera Admin.
- To view the details of an individual student, click “View.”

Students

Click on any column header to sort on its contents.

Manage Students

Show Students:

Search

There are 1391 Students in **QAI Lab Forms Test One (QL01)** across all Subjects in **Client Item Preview**.

Student ID	First Name	MI	Last Name	Class	Grade	
0523011001	ONEONE		FULL	05ATestingForm01 (Smokey Preview)	05	View
0523011001	ONEONE		FULL	05ATestingForm01 (Smokey Preview)	05	View

Setting Student Online Resources & Accommodations

[Back to Students list](#)

View Student

You're Viewing: **ONEONE FULL** [Edit](#)

LEA	QAI Lab Forms Test One (QL01)	School of Record	QA Lab School Elementary (QL1)
-----	-------------------------------	------------------	--------------------------------

Demographic Information:

Student ID	0523011001	Grade	Grade 5
First Name	ONEONE MI	Last Name	FULL
Date of Birth	1/1/2007	Gender	Female

Select resources/accommodations

Student Name Sname01 Grade 6

Subject Math

Online testing resources/accommodations

Offline accommodations

Tap or click any option below to enable or disable it for this student.



Background Color

This setting changes the color of the background and text based on the selection made. *It can't be used with Reverse Contrast.*



Reverse Contrast

When this setting is turned on, all text is white on black background. *It can't be used with Background Color.*



Refreshable Braille

This setting allows a third party screen reader to produce refreshable Braille output on student's terminal.



Print on Request

This option allows for on-site paper printing of the embossed braille or the large print form. Selecting this option will NOT turn off any Online Testing Resources/Accommodations you have selected for this student in the subject. The student's responses should be transcribed as he/she takes the test.



Sign Language/ASL

This is for hearing impaired students to able to see the ASL video for an audio item so they won't have a problem in understanding the questions.

Save

Cancel

- All required accommodations and resources should be used during instruction throughout the school year
- For a detailed description of the online resources and accommodations options, refer to the Online Resources & Accommodations Guide available at utportal.questarai.com.

Managing and Previewing Benchmark Testlets

- You can **search results** by the assessment name.
- You can **filter results** by subject or status (Assigned, In Progress, and Scoring), and by grade.
- You can **sort results** by test name.

Manage benchmark assessments

Assign multiple benchmark assessments

Filter by subject Filter by grade Filter by status Sort by

All All All Test name (A-Z)

Search benchmark assessment name

Benchmark Science Grade 05 Chem S1 A

Science

16 items (16 closed, 0 open)
Created 09/13/18

3 Current assignments

1 assigned
2 in progress
0 scoring

5.I.1.a, 5.I.1.b, 5.I.1.c, 5.I.1.d, 5.I.2.a...

Benchmark ELA Grade 03 Editing Task A

ELA

8 items (8 closed, 0 open)
Created 09/19/18

4 Current assignments

0 assigned
4 in progress
0 scoring

L.3.1a, L.3.1e, L.3.2a, L.3.2f

Benchmark ELA Grade 03 Editing Task B

ELA

9 items (9 closed, 0 open)
Created 09/20/18

3 Current assignments

0 assigned
3 in progress
0 scoring

L.3.1a, L.3.1d, L.3.1g, L.3.2a, L.3.2d...

Previewing a Benchmark Testlet

The benchmark test name, subject, and description will load.

The screenshot shows a card for a benchmark testlet. The title is "Benchmark Science Grade 05 Chem S1 A" in purple. Below it is the subject "Science". A red arrow points to the title. Another red arrow points to a blue menu icon (three horizontal lines) to the right of the title. A third red arrow points to the "View" option in a white dropdown menu that appears over the menu icon. The card also displays "16 items (16 closed, 0 open)", "Created 09/13/18", and a list of standards: "5.I.1.a, 5.I.1.b, 5.I.1.c, 5.I.1.d, 5.I.2.a...". On the right side, it shows "3 Current assignments" and a breakdown: "1 assigned", "2 in progress", and "0 scoring".

Benchmark Science Grade 05 Chem S1 A	
Science	View
16 items (16 closed, 0 open)	3
Created 09/13/18	Current assignments
5.I.1.a, 5.I.1.b, 5.I.1.c, 5.I.1.d, 5.I.2.a...	1 assigned 2 in progress 0 scoring

Assign a benchmark

Benchmark Science Grade 05 Chem S1 A

Benchmark assessment information New benchmark assessment assignment

Name	Benchmark Science Grade 05 Chem S1 A	Current assignments	3
Subject	Science		
Description			

Benchmark Science Grade 05 Chem S1 A
Science

16 items (16 closed, 0 open)

5.1.1.a, 5.1.1.b, 5.1.1.c, 5.1.1.d, 5.1.2.a...

3
Current assignments

0 assigned
3 in progress
0 scoring

View
Assign

- Set the testing window. Make sure to set a range that allows for absent students.



Assign a benchmark

- All courses will be loaded automatically through the LEA SIS program and UTREx
- To assign a benchmark to a class, select the course
- Please note: assign one benchmark assessment at a time to your course(s) until you are familiar with the program.

Assignment - Forbes, John Grade 5 Science 09/27/18 - 10/31/18 (In progress)

Access code **1534** [Change code](#) [Print IDs & passwords](#)

Filter by status Filter by group assigned

	Last name	First name	STN	Groups assigned	Status	Auto score	Final score
>	Buck	Brian	1000110001	Forbes, John Grade 5 Science	Not Started		
>	Emery	Joe	2220022014	Forbes, John Grade 5 Science	Not Started		
>	Knight	David	2220022011	Forbes, John Grade 5 Science	Not Started		
>	Nelson	Melissa	2220022013	Forbes, John Grade 5 Science	Not Started		
>	Porter	Nicole	2220022012	Forbes, John Grade 5 Science	Not Started		
>	Wilkins	Brian	1000110002	Forbes, John Grade 5 Science	Not Started		

View 10 Viewing students 1-7 of 7



Select Testing Dates

Expand the “Choose testing dates” section by clicking the icon.

Choose testing dates *

MM/DD/YY — MM/DD/YY

Cancel Assign benchmark assessment

October 2018 **November 2018**

Su	Mo	Tu	We	Th	Fr	Sa
	1	2	3	4	5	6
7	8	9	10	11	12	13
14	15	16	17	18	19	20
21	22	23	24	25	26	27
28	29	30	31			

Su	Mo	Tu	We	Th	Fr	Sa
				1	2	3
4	5	6	7	8	9	10
11	12	13	14	15	16	17
18	19	20	21	22	23	24
25	26	27	28	29	30	

10/01/2018 — 11/23/2018

IMPORTANT:

- The dates set when assigning a Benchmark to a group of students will determine when they can take the assessment.
- Select a wide range of dates.
- If all the students do not take the assessment until after the dates selected have passed, the test will need to be reassigned.

Access Codes/Proctor Passwords

- Click on “Assign benchmark assessment.” You will see the Access Code for the assessment on the left side of the screen. You will see the “Print IDs & passwords” button on the right.

Assignment - Forbes, John Grade 5 Science 09/27/18 - 10/31/18 (In progress)

Access code **1534** [Change code](#)   [Print IDs & passwords](#)

Filter by status

Filter by group assigned

All

All

Search student names

	Last name	First name	STN	Groups assigned	Status	Auto score	Final score
>	Buck	Brian	1000110001	Forbes, John Grade 5 Science	Not Started		
>	Emery	Joe	2220022014	Forbes, John Grade 5 Science	Not Started		
>	Knight	David	2220022011	Forbes, John Grade 5 Science	Not Started		
>	Nelson	Melissa	2220022013	Forbes, John Grade 5 Science	Not Started		
>	Porter	Nicole	2220022012	Forbes, John Grade 5 Science	Not Started		
>	Wilkins	Brian	1000110002	Forbes, John Grade 5 Science	Not Started		

View 10

Viewing students 1-7 of 7

Changing the Access Code

Access code
1534 Change code

Change access code ×

Change the access code students use to begin testing.

Current 1534

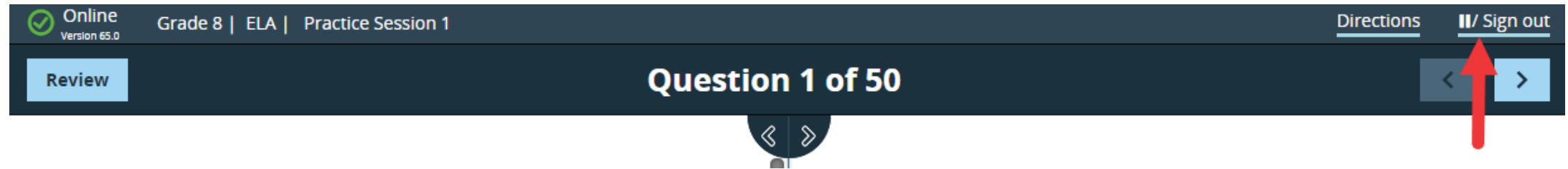
Updated * ✓

Cancel Change code

You can change the Access Code by clicking Change code, entering a new code in the *Updated* field and clicking Change code.

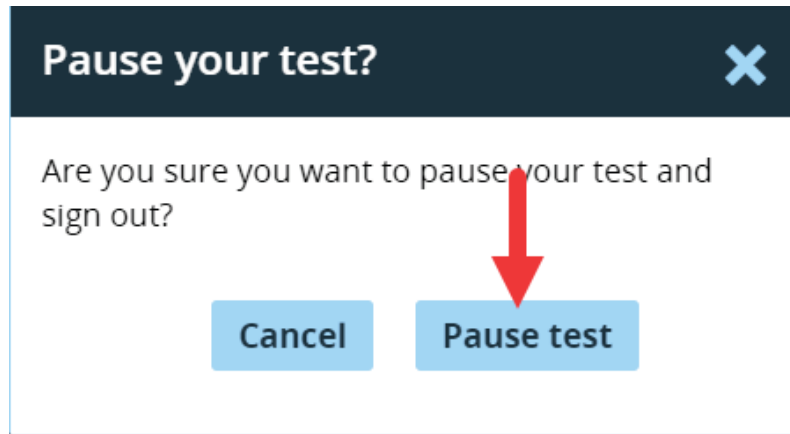
Proctor Passwords: Pausing and Restarting a Test

- A test must be paused by the student
- The Proctor or Teacher will not have access to pause student devices in Nextera Admin.
- If a student needs to pause a test:
 1. Direct student to click II/Sign Out in the Nextera Test Delivery System.



Proctor Passwords: Pausing and Restarting a Test

2. At the prompt, the student clicks Pause test to validate his or her request.



3. Any test that is paused for more than 20 minutes will require a Proctor Password for the student(s) to log back in to the test.
4. Proctor Passwords are set by School Administrators each day.
5. Test Administrators to have the Proctor Password available if they are planning to have students return to the test more than 20 minutes later, such as during a make-up session.

Student Access: Printing Test Tickets

Print test tickets for students. DO NOT write the Access Code on the tickets.



What would you like to print? ✕

Print student authentication credentials: --Select an Option--


- Select an Option--
- Avery 5160
- Avery 5163
- Student Roster

Cancel

DD1, DD1	DD2, DD2
User ID: DD1	User ID: DD2
Password: FUPC83BE	Password: E6RYNTS

Monitoring Student Progress

Monitor student progress from the benchmark assessment display.

Utah RISE Assessments 

Examiner View

This page refreshes every 60 seconds.

LEA:	QAI Lab Forms Test One (QL01)	School:	QA Lab School Elementary (QL1)
Testing Window	Full Interim Assessments	Subject:	Math
Teacher:	Smokey Preview	Class:	03ATestingForm02
Test Name:	Utah		
Testing Dates:	7/7/2018 to 12/31/2018		

i Test is in progress. Students may sign in and take the test using their username and password shown below. ×

Session 1 Access Code: 1111

Last Name	First Name	Student ID	Password	Grade	Status	Total Items Completed	Date/Time Started	Date/Time Completed
THREE	TWOFOUR	0323011014	rmybzq	03	Session 1: In Progress	10	7/10/2018 12:21:12 PM	
THREE	TWOONE	0323011011	i8m4zb	03	Session 1: In Progress	5	7/9/2018 7:58:28 AM	
THREE	TWOTHREE	0323011013	dkit8a	03	Session 1: In Progress	5	7/10/2018 1:39:31 PM	

Powered by Nextera™ [Contact Us](#) [Privacy and Cookies](#) [Terms of Use](#) [Trademarks](#) © 2018 Questar Assessment



Accessing Benchmark Scores & Reports

- Once students have completed the benchmark, a raw score will be available in the “Auto Score” column.
- To view individual results, select the link in the “Final Score” column.
- Select “Reports” to view test results for the course/group. You will need to select the benchmark test and group/course from the list.
- The interactive report will display. The following information is available:
 - Clicking on an individual student name will allow you to view previous benchmark assignments
 - Clicking in the “Scale Score” column will show the student’s Individual Student Report
 - Clicking on each score point will show the student’s response and points earned
 - For Writing: click the score point to view writing prompt and student response

Benchmark Reports

<Testname> report for <classname> (12/15/18 - 12/22/18)

Assignment information



Teacher Lastname, Firstname Reporting Category Chemical and Physical Changes
Class Class name Standard Demonstrate command of the Chemical and Physical Changes, Second associated standard

Last name	First name	Student ID	Performance level	Scale score	1	2	3	4	5	6
Total possible points				999	1 (view)	1 (view)	1 (view)	1 (view)	1 (view)	1 (view)
Average points					1.23	1.23	1.23	1.23	1.23	1.23
>	Lastname	Firstname	000000003	Near standard	999 (ISR)	1	1	1	1	1
	Lastname	Firstname	000000004	Below standard	850 (ISR)	1	1	0	1	1
	Lastname	Firstname	000000005	Below standard	750 (ISR)	1	0	0	1	1
	Lastname	Firstname	000000006	Near standard	500 (ISR)	0	1	0	1	0

Benchmark Reports

▼ Lastname	Firstname	000000007	Above standard	800 (ISR)	1	1	1	1	1	1	1
Previous assignments											
Assignment window	Testing finished	Proficiency level	Scale score	1	2	3	4	5	6	7	
11/15/18 - 11/25/18	11/15/18 11:52AM	Near standard	650 (ISR)	0	0	1	1	1	1	1	
10/15/18 - 10/20/18	10/18/18 3:45PM	Below standard	760 (ISR)	0	1	1	0	0	1	1	

To view an individual student response report from the interactive class roster, click the ISR link next to his or her name in the list.

	Last name	First name	Student ID	Performance level	Scale score	1	2	3	4	5	6
	Total possible points				999	1 (view)	1 (view)	1 (view)	1 (view)	1 (view)	1 (view)
	Average points					1.23	1.23	1.23	1.23	1.23	1.23
>	Lastname	Firstname	000000003	Near standard (ISR)		1	1	1	1	1	1
	Lastname	Firstname	000000004	Below standard	850 (ISR)	1	1	0	1	1	1
	Lastname	Firstname	000000005	Below standard	750 (ISR)	1	0	0	1	1	1
	Lastname	Firstname	000000006	Near standard	500 (ISR)	0	1	0	1	0	0

Benchmark Reports

To view the item, the student's selected response, and the correct response, click the score point earned by the student for the specific item.

	Last name	First name	Student ID	Performance level	Scale score	1	2	3	4	5	6
	Total possible points				999	1 (view)	1 (view)	1 (view)	1 (view)	1 (view)	1 (view)
	Average points					1.23	1.23	1.23	1.23	1.23	1.23
>	Lastname	Firstname	000000003	Near standard	999 (ISR)	1	1	1	1	1	1
	Lastname	Firstname	000000004	Below standard	850 (ISR)	1	1	0	1	1	1
	Lastname	Firstname	000000005	Below standard	750 (ISR)	1	0	0	1	1	1
	Lastname	Firstname	000000006	Near standard	500 (ISR)	0	1	0	1	0	0

Benchmark Reports

To view the item, the student's selected response, and the correct response, click the score point earned by the student for the specific item.

Lastname, Firstname item 2 response ✕

Item details

Topic: Grade 2 Math 1 Class: Grade 3 Additions
Domain: Language Standards
Reporting Category: Conventions of Standard English
Standard: Demonstrate command of standard English grammar and usage when writing or speaking; Explain the function of conjunctions; prepositions, and interjections in general and their function in particular sentences.

Question 2 0/1 (0%)

Student's Answer

Drag **two** sentences to complete the summary of Senator White's argument concerning the Louisiana Purchase. Place only one sentence next to each number.

1. If new land is added to the United States, citizens will feel a need to fill it.
- 2.
- 3.
4. The cost of the Louisiana Purchase is too high.

The country is like a family.

Control of New Orleans is important to the security of the nation.

Physical distance from federal authority causes loss of national identity.

The Constitution forbids the purchase of foreign territory.

The territory included in the present United States is large enough.

2.

3.

Correct Answer

Drag **two** sentences to complete the summary of Senator White's argument concerning the Louisiana Purchase. Place only one sentence next to each number.

1. If new land is added to the United States, citizens will feel a need to fill it.
- 2.
- 3.
4. The cost of the Louisiana Purchase is too high.

The country is like a family.

Control of New Orleans is important to the security of the nation.

Physical distance from federal authority causes loss of national identity.

The Constitution forbids the purchase of foreign territory.

The territory included in the present United States is large enough.

2.

3.

Benchmark Reports

<Testname> report for <classname> (12/15/18 - 12/22/18)

Assignment information Print report

Teacher	Lastname, Firstname	Domain	Informative
Class	Class name	Essay type	Rubric
		Rubric category	Statement of purpose/focus and organization, Evidence/elaboration

Inconsistent with grade-level standards
 Partially consistent with grade-level standards
 Frequently consistent with grade-level standards

	Last name	First name	Student ID	Statement of Purpose/Focus and Organization Score	Standards for Statement of Purpose/Focus and Organization	Evidence/Elaboration
	Total possible points			5		5
	Average points			2.32		2.12
>	Lastname	Firstname	000000003	→ 4	Consistent with grade-level standards	4
	Lastname	Firstname	000000004	3	Frequently consistent with grade-level standards	3
	Lastname	Firstname	000000005	0	Inconsistent with grade-level standards	0
	Lastname	Firstname	000000006	2	Partially consistent with grade-level standards	2
∨	Lastname	Firstname	000000007	1	Inconsistent with grade-level standards	1