


# Kindergarten Home Learning

April 10, 2020

# Phonics Practice

Watch this /w/ video and write three sentences that have at least one /w/ word in each.



# Alphabet Review

Play “Alphabet Sock Toss.”- Use a clean pair of folded socks, beanbag, ball etc. and 2 players. Start by facing each other standing close together. Toss the item back and forth as you say each letter in the alphabet starting with “a.” Take 1 step back with each throw. See how far away you get by the time you get to “z.”

# More Phonics

Have your child listen to the following sentences. Have your child tell you how many times he/she hears the /w/ sound. You can have your child raise his/her hand each time he/she hears the /w/ sound.

- Wendy is wet. (2)
- We like to stay warm in the winter. (3)
- The white bird flies away. (2)
- Why do we have homework? (3)
- When will we pick the flowers? (4)
- A worm is skinny. (1)
- Will you warm my waffle? (3)
- Watch my weird walrus swim. (4)
- Will you wear your watch in the water? (4)


# Extra Online Games for practicing phonics skills.

You may choose to play 1-2 games, if you want.

[Alphabet Games](#)

# Storytime!

Listen to this story and then answer the questions on the next page.



# Story Questions to discuss with a parent

1. What happens at the beginning of the story?
2. What happens in the middle of the story?
3. What happens at the end of the story?

# Writing Time

Go to Epic and search for Spring by Emily C. Dawson.

[www.getepic.com/students](http://www.getepic.com/students)

Select your child's name

Ms. Jones' class code is viz3593

Mrs. Wells' class code is whm2582


Read the book with a parent or have the computer read it to you.

Write and draw about two things that you do in the spring.




# MathTime

Today we are going to talk about beside and next to. We will be using the online Go Math resources to do this. The following tells you how to access this information. Once logged in go to next slide.



**Step 1:** Follow this link to go to the [CCSD Apps](#)  
Click on the “Think Central” icon



**Step 2:** log in: It is the info. on the orange paper we sent in the packet. Email your teacher if it has been misplaced.

# Math Assignment

Next, click on “Things to do.” It will then take you to your assignment page. You can click on our current assignment. Today we are doing lesson 10.9. This lesson teaches you about beside and next to.

After you have watched the lesson, do worksheets 10.9 from packet you picked up.

# 20 Minutes of Reading Per Day

Read with a parent or sibling for 20 minutes.

Reading for All Learner books (Sam books) are online for free. Click the link below, then click on the purple button that says “Free school closure and Home education Edition”

<http://iseesam.com/>

You can now get the Half pint readers online. (These are the readers we send home.)

[Half Pint Readers](#)

# Extra Available Activities

Scholastic has some great stories and activities that you can enjoy if you would like.

<https://classroommagazines.scholastic.com/support/learnathome/grades-prek-k.html>

This link will take you to our school's website and you can click on the Sora link to learn more about getting online books.

<https://www.ccsdut.org/Domain/224>

We have also created a class in epic. You can search different reading levels there. Go to

[www.getepic.com/students](http://www.getepic.com/students)

Select your child's name

Ms. Jones' class code is viz3593

Mrs. Wells' class code is whm2582