

March 17, 2020

Dear Parents,

Wow! None of us expected this! I would much rather have my dear students here with me, but... Please stay safe and healthy, that is the most important thing!

The 3rd Grade team and I are working hard to get information to you so we can all continue learning. Google Classroom is a big learning curve for me, so if you have suggestions or problems please contact me. You have several options:

Call me at school 435-245-6442

(For the moment I'm in my classroom.)

e-mail jana.stock@ccsdut.org

send me a message on Class Dojo

First, the most important subjects are Math, Reading, and writing. There will be other assignments that I hope will be similar to what we would be doing in class, but as all our situations are different, you should at least be doing Math, Reading and Writing.

If you feel there is too much or too little for your child to do *please let me know!*

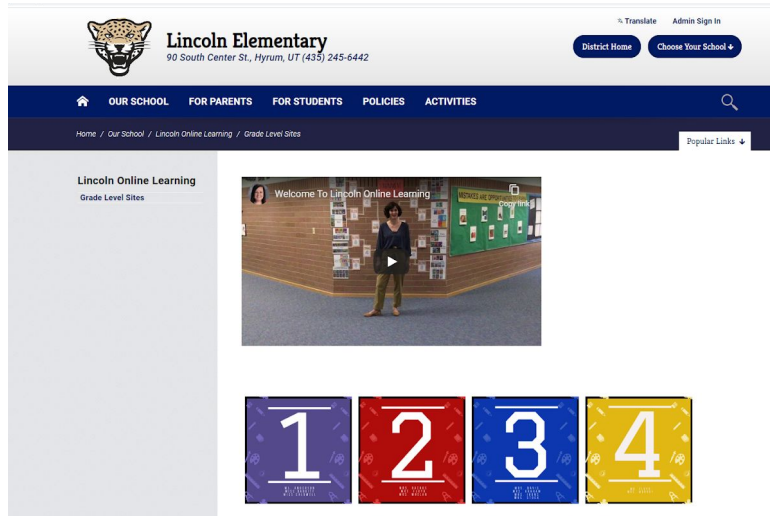
You may use home computers, tablets, or cell phones log onto: Google Classroom. Here are some pictures and directions to get onto the sites we will be using:

- a. Log onto the Lincoln Elementary web page and click on *Lincoln Online Learning*



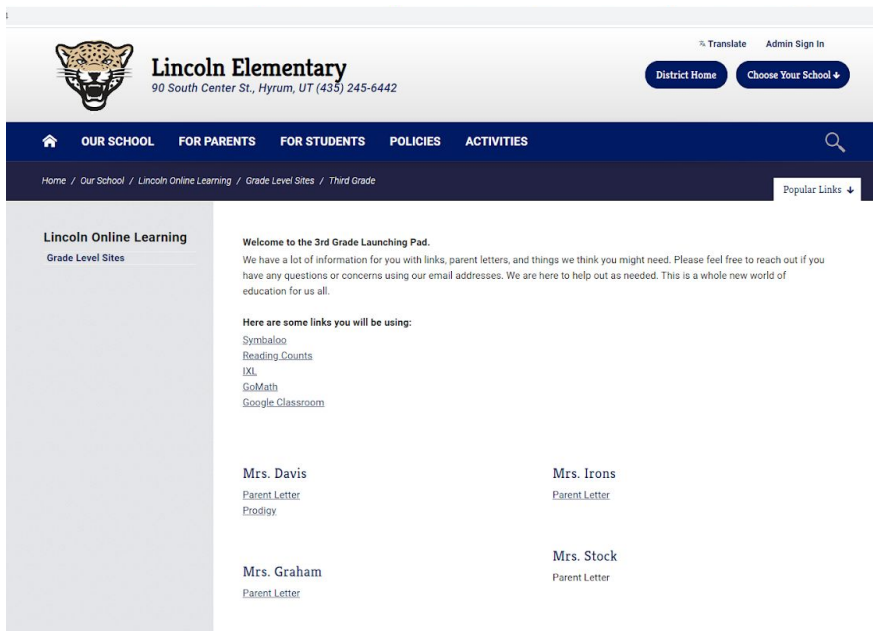
The screenshot shows the Lincoln Elementary website. At the top left is the school logo featuring a leopard head and the text "Lincoln Elementary" with the address "90 South Center St., Hyrum, UT (435) 245-6442". To the right are links for "Translate" and "Admin Sign In", and buttons for "District Home" and "Choose Your School". Below the header is a navigation menu with "OUR SCHOOL", "FOR PARENTS", "FOR STUDENTS", "POLICIES", and "ACTIVITIES". The main content area features a large banner for "LINCOLN ONLINE LEARNING" with a leopard paw print graphic. To the right of the banner is a "Lincoln Online Learning" link and a "CRAB AND GO TIMES" notice. Below the banner is a "WHAT'S HAPPENING AT LINCOLN ELEMENTARY?" section with a "Lincoln Online Learning" announcement and a "QUICK LINKS" section with links for "SafeUT CrispLine", "Calendars", "Contact Us", "Mental Health", and "New Student Registration".

b. Watch the little video from Principal McKell then click on the big-blue 3.



The screenshot shows the Lincoln Elementary website. At the top, there is a header with the school logo, name, and address: "Lincoln Elementary, 90 South Center St., Hyrum, UT (435) 245-6442". There are buttons for "District Home" and "Choose Your School". Below the header is a navigation menu with "OUR SCHOOL", "FOR PARENTS", "FOR STUDENTS", "POLICIES", and "ACTIVITIES". A search icon is also present. The main content area is titled "Lincoln Online Learning" and "Grade Level Sites". It features a video player with a play button and a "Welcome To Lincoln Online Learning" message. Below the video are four large, colorful buttons labeled "1", "2", "3", and "4".

c. Click on Symbaloo just below "Here are some links you will be using"

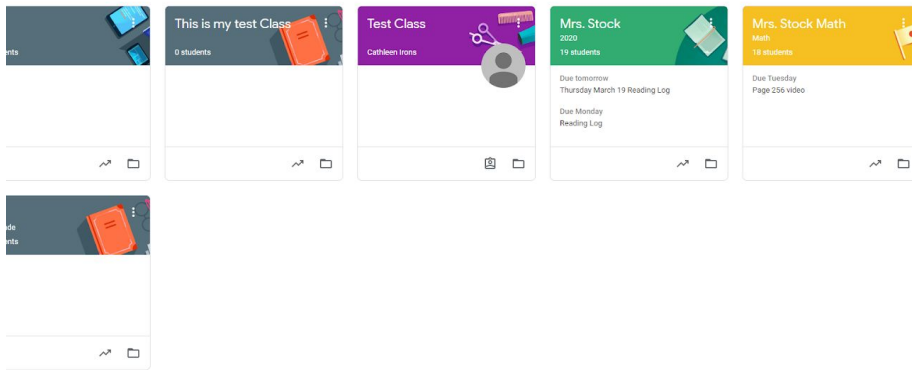


The screenshot shows the Lincoln Elementary website. At the top, there is a header with the school logo, name, and address: "Lincoln Elementary, 90 South Center St., Hyrum, UT (435) 245-6442". There are buttons for "District Home" and "Choose Your School". Below the header is a navigation menu with "OUR SCHOOL", "FOR PARENTS", "FOR STUDENTS", "POLICIES", and "ACTIVITIES". A search icon is also present. The main content area is titled "Lincoln Online Learning" and "Grade Level Sites". It features a "Welcome to the 3rd Grade Launching Pad." section with a message: "We have a lot of information for you with links, parent letters, and things we think you might need. Please feel free to reach out if you have any questions or concerns using our email addresses. We are here to help out as needed. This is a whole new world of education for us all." Below this is a section titled "Here are some links you will be using:" with a list of links: "Symbaloo", "Reading Counts", "IXL", "GoMath", and "Google Classroom". At the bottom, there is contact information for three teachers: Mrs. Davis (Parent Letter, Prodigy), Mrs. Irons (Parent Letter), and Mrs. Stock (Parent Letter).

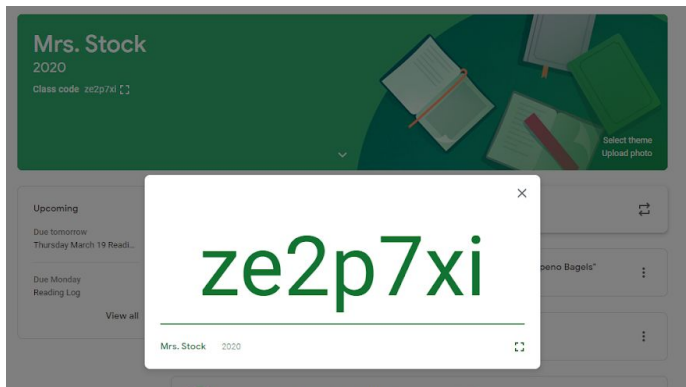
- d. In one of the turquoise squares is a green chalk board outlined in yellow. Click here.

The screenshot shows the Symbaloo webmix interface for 'Lincoln Leopards 3rd'. At the top, there is a blue header. Below it, the title 'Lincoln Leopards 3rd' is displayed. A description states: 'About this webmix: Symbaloo's Education Webmix includes Symbaloo.com's most used educational resources, websites, and tiles. This also links to subject-specific webmixes that are great for K-12 students!'. Related keywords include ABCya!, Prodigy, Reflex, Math, fact, fluency, Starfall, New, group, IXL, and I. The creator is listed as Charlotte, and there are 0 users. A button labeled '+ Start Using This Webmix' is visible. On the right, there is a grid of grade level buttons: 1st Grade, 2nd Grade, 3rd Grade, 4th Grade, 5th Grade, 6th Grade, 7th Grade, and 8th Grade. Below these is an advertisement for 'Adapted Mind' with the text 'Real learning can be really fun'. The main area of the page is a grid of tiles. A search bar is visible in the center, with options for 'The web', 'Images', 'Maps', 'Tiles', 'Webmixes', and 'News'. The grid contains various educational tiles, including 'CCSD Quizzes', 'Google Classroom', 'Dance Mat', 'Kiddle', 'Utah's Online Library', 'Brain POP', 'PBS Kids', 'ExtraMath', 'IXL', 'Kahoot!', and 'prodigy'. A tooltip is visible over the 'Google Classroom' tile.


- e. This is the screen where you choose which class you will be working in today.



- f. You will be asked to enter a code. For Reading, Writing, Reading Log, Social Studies, or science type the code below:



- g. For the Math class, yellow, the code is:



I have set up 2 separate classes on Google Classroom. One is green entitled Mrs. Stock 2020. In this class you will find several categories:

1. Reading Log – this is the reading that students have been doing all year for homework. After they read for 20 minutes, have them write 1 sentence **about** what they read in their *white notebook*. I don't want the title or a sentence copied from the book; have them close the book they were reading and write one sentence using facts or events from the story.
2. Reading Street – This is the purple book I sent home. There is also a packet of papers entitled, Jalapeno Bagles. The first day, just read the story on page 296. This story can also be read to them by clicking on the link below the assignment in Google Classroom
3. Writing There is a packet entitled 3rd Grade Writing Prompt from the papers you collected from Llincoln. The instructions are written on the 1st page and they will also be on Google Classroom day by day.
4. Social Studies and Science will also be on there soon.

The code for this is:

ze2p7xi The letters are all lower-case

The other class is yellow - Mrs. Stock Math

The code is:

kh5m2nf The letters are all lower-case here too

Assignments are posted daily.

1. There are the pages from the workbook that have videos of me showing how to do some problems. PLEASE if you have questions or problems contact me! I am working from 8:40-4:05 every school day.

2. I sent home some papers to practice multiplication problems. Put them in the page protector and use a white-board marker so you can do the pages over and over.
3. After you click the big-blue 3, there is a list entitled "Here are some links you will be using." You can click on Symaloo and click on the box for Think Central or you can click on GoMath and it will take you to the site where students can see videos and take small quizzes so I can see their progress. The quizzes have an option where you can see the problem worked out for you. Explore the buttons to the side of the page where the quiz is.

As I become more proficient with these programs, I will be able to include more activities. As I said earlier, let me know how things are going and what I can do to individually help you and your child.

Love and luck,

Mrs. Stock